

FISCAL YEAR 2010 / 2011

**ANNUAL BUDGET, FIVE-YEAR FINANCIAL PLAN,
AND
CAPITAL IMPROVEMENT PROGRAM**

LEON COUNTY BOARD OF COUNTY COMMISSIONERS



(From left to right) At-Large Commissioner *Cliff Thael*, At-Large Commissioner *Akin Akinyemi*, District 3 Commissioner **Vice-Chairman** *John Dailey*, District 5 Commissioner **Chairman** *Bob Rackleff*, District 2 Commissioner *Jane G. Sauls*, District 4 Commissioner *Bryan Desloge*, and District 1 Commissioner *Bill Proctor*.

Leon County Courthouse

301 South Monroe Street, 5th Floor

Tallahassee, Florida 32301

Phone Number: 850-606-5302

www.leoncountyfl.gov

Leadership, Quality, Customer Satisfaction, Employee Satisfaction, Professionalism

Leon County Government

Fiscal Year 2011 Budget

Bob Rackleff, Chairman, District 5



Commissioner Rackleff is serving his third term as a member of the County Commission, beginning his first term in November 1998. He has shown leadership through promotion of neighborhood preservation, responsible growth, urban infill, pedestrian and transit-friendly transportation planning, support for essential human services, and his personal volunteerism in the aftermath of Hurricane Katrina. Commissioner Rackleff received the President's Call to Service Award in June 2006 in recognition of the many

hours he spent in the New Orleans gulf coast following the disaster and his commitment to the restoration effort.

William C. Proctor, Jr. District 1



Commissioner Proctor was elected to the Leon County Board of County Commissioners in 1996 and represents the citizens of Leon County in District 1. He served as Chairman of the Board in 2006. His priorities as the District 1 Commissioner are affordable housing, quality healthcare, and education. He has served on several community advisory boards and has received numerous awards and recognitions for public service.

Jane G. Sauls, District 2



Commissioner Sauls is a sixth generation Leon County resident, and represents the citizens in District 2, which are the West and Southwest areas of Leon County. She was first elected in 1996, re-elected to the Board in 2000, 2004, and 2008. She has served as the Board's Chairman numerous times during her tenure as a Leon County Commissioner - in 1999/2000, 2003/2004, and 2007/2008. Commissioner Sauls has been in public service her entire profes-

sional career, working for the Clerk of the Circuit Court's Office for 32 years, including Clerk of the Statewide Grand Jury, and several years in the State Attorney's Office. Commissioner Sauls is the first Leon County Commissioner to complete the Florida Association of Counties' certification course and their advanced leadership program.

Cliff Thael, At-Large



Commissioner Thael was first elected to the County Commission in 1994 and is today the Board's longest-serving member. His priorities as your county commissioner include: neighborhood protection, sustainability, preservation of natural heritage, respect for diversity and individual freedom, and development of our local business climate. Commissioner Thael also takes pride in constituent service and values citizen input on

the issues that face our community.

John E. Dailey, Vice-Chairman, District 3



Commissioner Dailey was elected to the Board in November 2006 and serves the citizens of District 3. Commissioner Dailey began his professional career in 2001 at the Florida League of Cities where he worked on legislative and regulatory issues involving local governance. He has worked for the National League of Cities in Washington, DC, where he gained a comprehensive understanding of the issues facing local govern-

ments; issues as diverse as economic development and community redevelopment to criminal justice and public safety. Currently, Commissioner Dailey is President of JDA Strategies, LLC, a public policy research and development firm based in Tallahassee.

Bryan Desloge, District 4



Commissioner Desloge was elected to the Board in November 2006. As a business owner, Commissioner Desloge knows the importance of the economic viability of an organization and, as a Tallahassee native, he is highly knowledgeable of the issues facing Leon County. He has worked to improve relations with the City and State to cooperatively identify funding

sources and options to address the ongoing issues facing our community. His priorities include, but are not limited to: enhancing economic development; securing regional economic stimulus funds; continuing to work in partnership with the City to the feasibility of the functional consolidation of common services and operations to enhance efficiencies and reduce costs.

Akin Akinyemi, At Large

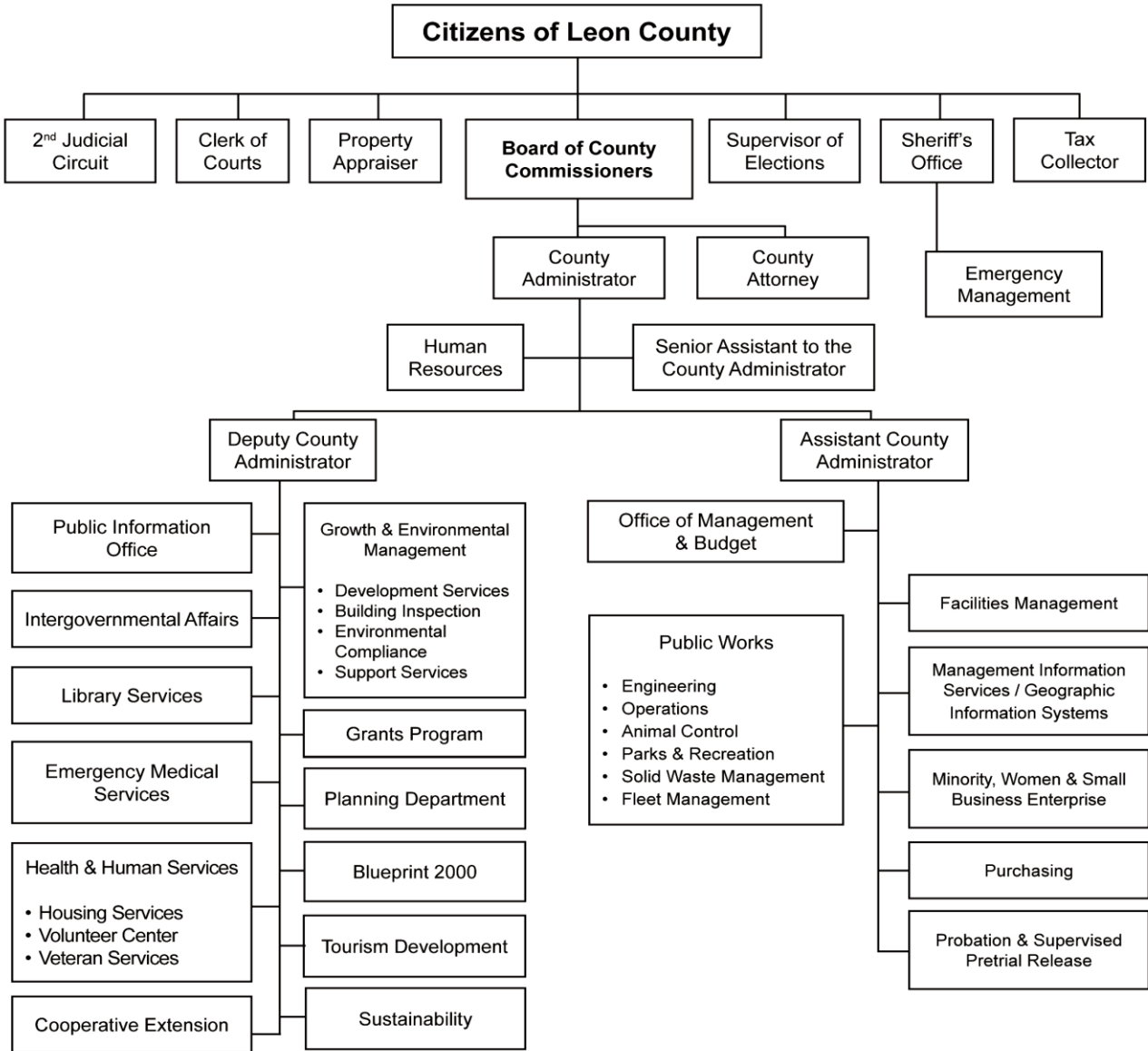


Commissioner Akin Akinyemi has been a member of the Leon County community for over 20 years. He is a graduate of Florida A&M University's School of Architecture, currently serves as President/CEO of Akin & Associates Architects, Inc., a local Architecture and Design firm, and he holds Bachelor's degrees in both Environmental Design and Housing Development. Commissioner Akinyemi believes that we are truly

fortunate to live among people who demonstrate a spirit of community and a desire to make our County a better place to live. His election to the County Commission At-Large seat in 2008 affords him the opportunity to serve all residents of our great County.



**Leon County Government
Fiscal Year 2011 Budget**



LEON COUNTY, FLORIDA

Leon County is approximately 702 square miles. It has a population of approximately 274,803 people, with 96,924 living in the unincorporated area of the County and 177,879 living within the city limits.

Leon County is a political subdivision of the State of Florida and is guided by an elected seven-member Board of County Commissioners. Five members of the Board are elected to serve specific districts and two members are elected at-large. The members of the Board also select a chairperson each year. Florida Statutes, Chapter 125 establishes the powers and duties of the County Commission and the County Administrator. The County became a charter government effective November 12, 2002, with the passage of a referendum by Leon County voters. A Home Rule Charter gives citizens the power to shape their government to meet their unique and changing needs through a local constitution.

The County Administrator is appointed by the Board of County Commissioners and is responsible for carrying out the directives and policies of the Board. The County Administrator is also responsible for the management and supervision of all functions and personnel under the Board of County Commissioners.

Leon County has five Constitutional Officers, which includes the Clerk of the Court, the Property Appraiser, the Sheriff, the Supervisor of Elections, and the Tax Collector. Constitutional Officers are elected to administer a specific function of County government and are directly accountable to the public. Other elected officials of Leon County include the Judiciary, State Attorney, and Public Defender.

The Board of County Commissioners is obligated to fund the operating budget of elected officials partly or in whole. Leon County also has a number of appointed Boards and Committees that serve in an advisory capacity to the Board of County Commissioners. In addition, the Board appoints a number of committees that serve as quasi-legislative bodies.



The Government Finance Officers Association of the United States and Canada (GFOA) presented a Distinguished Budget Presentation Award to **Leon County, Florida** for its annual budget for the fiscal year beginning **October 1, 2009**.

In order to receive this award, a governmental unit must publish a budget document that meets program criteria as a policy document, as an operations guide, as a financial plan, and as a communication device.

This award is valid for a period of one year only. We believe our current budget continues to conform to the program requirements, and we will be submitting our budget to GFOA to determine its eligibility for another award.

On behalf of the County Administrator as adopted by the Board, the Office of Management & Budget provided the County's Operating Budget, Capital Improvement Program, and the Budget in Brief on the Internet for better accessibility to the public and received the Government Finance Officers Association award for the 20th consecutive year.

PREPARED BY:

**Leon County
Board of County Commissioners**

Parwez Alam
County Administrator

Vincent Long
Deputy County Administrator

Alan Rosenzweig
Assistant County Administrator

Office of Management & Budget

Scott Ross
Director, Office of Management & Budget

Felisa Barnes
Senior Management & Budget Analyst

Cristina Long Paredes
Senior Management & Budget Analyst

Roshaunda Bradley
Management & Budget Analyst

Timothy Carlson
Management & Budget Analyst

Shelley Cason
Management & Budget Technician

Management & Budget Interns

Andrew Schellenberg
Stephen Gutierrez

The Leon County Office of Management & Budget (OMB) received a Certificate of Recognition for Budget Preparation from the Governmental Finance Officers Association (GFOA). The award represents a significant achievement by OMB.

The purpose of the GFOA is to enhance and promote the professional management of governments for public benefit by identifying and developing financial policies and practices and promoting them through education, training, and leadership. The association has more than 17,000 members throughout North America.



The front cover of the Fiscal Year 2010/2011 Annual Operating & Capital Improvement Program budget book depicts the groundbreaking of Leon County Eastside Branch Library. The inset photos depict several Leon County Economic Stimulus Projects; Northeast Branch Library Expansion, the Heliport, Traffic Court Building, Public Works Truck Bays, Bannerman & Meridian Intersection Improvement, Pimlico Sidewalk, Bucklake Road Improvement, Sustainable Communities Summit, Kerry Forest & Ox Bottom and Solid Waste Spectacular.

The Public Information Office designed the front cover layout. Mr. Stanley (Stan) Johnson, Public Information Specialist, took the cover and inset tab photographs.



Leon County

Board of County Commissioners

301 South Monroe Street, Tallahassee, Florida 32301
(850) 606-5302 www.leoncountyfl.gov

Commissioners

BILL PROCTOR

District 1

JANE G. SAULS

District 2

JOHN DAILEY

District 3

BRYAN DESLOGE

District 4

BOB RACKLEFF

District 5

CLIFF THAELL

At-Large

AKIN AKINYEMI

At-Large

PARWEZ ALAM

County Administrator

HERBERT W.A. THIELE

County Attorney

October 4, 2010

Members of the Board of County Commissioners
Leon County Courthouse
Tallahassee, Florida 32301

Honorable Chairman and Commissioners:

I am pleased to present the adopted FY 2010/2011 budget. The budget of \$244,130,080 represents a \$3,035,854 million decrease (-1.23%) from last fiscal year. Since FY 2007/2008, the Board has reduced the budget by \$40.1 million or 14.25%.

The preparation of the budget involved the continued constraints of the recession and ongoing market adjustments associated with real estate. This included another decline in property valuations in the amount of \$227 million on top of last year's \$1 billion decline. County, Constitutional, and Judicial offices worked together to evaluate where resources could be reduced while still maintaining the quality services that citizens require.

Major highlights of the budget include:

- Providing property tax relief to citizens by reducing overall property tax collections by \$1.8 million from last year
- Maintaining appropriate levels of reserves, while utilizing fund balances to support recurring operating expenditures in addition to one-time capital funding
- The restructuring of the Growth and Environmental Management Department involving the elimination of nine positions to compensate for a decline in permitting activity
- Maintaining the employer/employee health share cost at a 90/10% ratio

Community Investments and Job Creation

Economic Development and Local Economic Capital Funding

The Board has taken several strategic steps in recent years to focus its limited resources on maintaining jobs, investing in the community, and creating local infrastructure improvements.

The FY2011 budget demonstrates the Board's ongoing support of community investment projects through the realignment of \$2.6 million, set aside for capital federal stimulus grant matches, into necessary stormwater and transportation projects during the June 22, 2010 budget workshop.

In addition to advance funding these projects, the Board showed its commitment to the community by budgeting \$17.2 million in capital project improvements of which 50% is dedicated to transportation and 10% to culture and recreation. Leon County has recognized the importance of creating a quality cultural and recreation environment as a key component to economic development. FY 2011 funding includes constructing community rooms at the Huntington Oaks Plaza and the refurbishing of the plaza's façade. These projects will be coordinated with the expansion of the Lake Jackson Library, adding a much needed amenity to for the northwest portion of the County.

In the previous year's budget process, the Board enacted a local economic capital funding program in the amount of \$14.3 million. Projects included funding for the completion of Buck Lake Road, Northeast and BL Perry Library branch expansions, and the Eastside and Lake Jackson Libraries. During the current fiscal year, these projects were started, and the County purchased the Huntington Oaks Plaza, the site for the Lake Jackson Library. Additionally, the County has committed \$23.2 million to the Public Safety Complex that will house joint dispatch, the County's Emergency Operations Center (EOC), the State's Regional Traffic Management Center and the headquarters for the functionally consolidated Fire/EMS Department. The ground breaking for the facility is anticipated to begin in the summer of FY 2011 and be completed and occupied by fall of 2012.

Based on an analysis performed through the Economic Development Council, that takes into consideration previously funded capital projects, the total construction job creation will be in excess of 800 jobs.

The effect of these projects has been beneficial to the citizens of Leon County by infusing local funds into capital projects which assists in providing needed jobs in the community. In addition, due to the slowdown in the construction industry, bids received for these projects have been below estimates, which provide the community these capital projects at reduced costs.

Fiscal Constraints

Property Taxes

The adopted FY 2010/2011 budget includes the budget year and four planned years. Pursuant to Florida Statute, the Board adopts only the budget year and not the planned years. The out-years are provided for information only and are adjusted accordingly during the actual year of implementation.

This budget continues to provide property tax relief to our citizens. Overall, property tax collections for FY 2010/2011 will be \$1.8 million less than last year. These savings are a direct result of two factors: (1) the Board maintaining the current combined millage rate of 8.35 (7.85 countywide and 0.50 Emergency Medical Services MSTU); and (2) a decline in property values by \$227 million. If property values continue to decline with no corresponding change in the millage rate, collections for the next cycle will also be reduced. The effect of these two variables on property tax collections will need to be deliberated by the Board during the development of the FY 2011/2012 budget.

The FY2010/2011 budget utilizes \$4.0 million in fund balance to support services. Fund balances will grow annually through the under spending of appropriations and the over collection of forecasted revenues (mainly resulting from the statutory requirement to budget at 95% of forecast). Given these parameters, the utilization of \$4.0 million is not an unreasonable allocation. However, historically the fund balances that have accumulated have been utilized for one-time capital project funding. Out-year budgets contemplate the use of fund balance in the amount of \$3.8 million per year. Even with this contemplated use of fund balance, and a moderate 1% increase in property values, the Board may need to consider an increase above the rolled-back millage rate in FY12. This will be necessary in order to cover operating costs associated with cost-of-living, health care, retirement and to fund the operating costs associated with the branch library expansion. Another option is to further reduce services in other County programs or consider alternative revenues.

Over the past three years the Board has reduced 72 positions (including previous positions associated with contracted visitor services) from its workforce, by reorganizing stormwater, transportation, growth management, tourist development and administrative functions. This restructuring has allowed the Board to reduce costs while minimally effecting service levels to the community. The Board will have to carefully consider any further reductions which would impact service delivery, and possibly leave citizens wondering why they are paying taxes for low quality services.

Other Revenue Sources

During the development of the FY 2011 tentative budget, the Board instructed staff to not consider raising the non ad valorem assessments for stormwater or solid waste. Due to the weak economy, the Board also directed staff to not consider implementing the available five-cent gas tax. Consequently, the transportation program is receiving general revenue support in the amount of \$1.9 million in FY 2011. Without additional revenue support, this subsidy is projected to grow to \$4.5 million in by FY 2015.

The stormwater and solid waste funds will receive \$3.2 million and \$1.3 million, respectively, in general revenue support. Recognizing the difficult economic conditions and the affect on many households, the Board has been sensitive to adding additional fees on property owners. However, the Board's "Guiding Principles" adopted in FY 2008 say that these services should pay for themselves and any subsidy should be minimized.

The current solid waste assessment of \$40 has never been raised since its inception in 1991. The \$20 stormwater assessment has not been raised since its implementation in 1995. To achieve the goals of the "Guiding Principals", service level reductions may be required if the assessment levels remain the same.

During the recession, the County saw a drop in the amount of state shared revenue provided from statewide sales tax collections. Early indications show that these resources will remain level for the next fiscal year. This has to be qualified though due to the Deepwater Horizon oil spill. State estimates for shared revenue were established before the spill event, and it is still unknown what the short and long term affect this event will have on sales tax collections. These revenue sources will be monitored closely, and any budgetary impacts will be brought to the Board's attention immediately.

Building Inspection and Growth and Environmental Management

Due to the recession, the Department of Growth and Environmental Management has continued to see a significant decline in revenue associated with building permits and development fees. To control costs in the department, a total of nine positions were eliminated from the budget; 3.25 in Building Inspection and 5.75 in Growth Management, producing a savings of \$668,521. Additional reductions were not considered due to a base level of resources needed to provide permitting and inspection activities to the public.

Even with these savings, both Building Inspection and Growth Management will utilize remaining fund balances to maintain basic service levels. Also, for the first time, a general revenue subsidy in the amount of \$160,000 was provided to the Building Inspection Division to cover the costs associated with providing internal services such a payroll, human resources, and management information systems.

If building and development activity do not increase through next year, the Board will need to contemplate further service level reductions for this Department or consider continuing general revenue support.

Long Term Outlook and Challenges

The recession and continuing weak economy, combined with property tax reductions have placed the County in a tenuous position for future years. In order to continue to provide quality services that the citizens of the County expect, the Board appropriated \$4 million in fund balance for FY 2011 of which \$3.1 million is for recurring operating expenditures. Generally, the use of fund balance for recurring expenses is not considered a best practice; however, after the Board examined the current levels of reserves, and weighed the impacts of the weak economy, the \$4 million appropriation was deemed appropriate. It is important to note that current reserves are still above the minimum levels established by the Board.

Out-year budgets also reflect the utilization of \$3.8 million in fund balance on a recurring basis. The Board will need to evaluate reducing this dependence on fund balance over time and returning to budgets that are fully funded through recurring revenues. The utilization of fund balance at increasing levels to fund recurring operating expenses is not a sustainable practice. The continued use of fund balance for this purpose will place a strain on reserves, and may affect the County's current AA bond rating, and the cost of borrowing for future needs.

Even by appropriating fund balance to sustain existing service levels, ad valorem collections will not provide enough future resources to fund services using the current millage rate and assuming moderate increases in property valuations. For budgeting purposes, out-years reflect property values increasing by 1% in FY 2012, 2% in FY 2013, and 3% in FY 2014 and FY 2015. Associated millage rates needed to balance the budget for FY 2011 through FY 2015 range from 8.4825 in FY 2012 to 8.3804 in FY 2015.

In annually establishing a millage rate, the Board needs to consider property tax reform legislation, passed in 2008 and 2009, that implemented various voting thresholds to address property tax collections. Under the law, the Board (on a simple majority 4-3 vote) can establish a millage rate that enables the collection equal to the prior year plus the growth in per capita income and new construction. **The legislative intent of this simple majority vote**

is to allow for the collection of additional revenue to address the normal increase in costs for operating government (e.g. raises, healthcare, retirement, and inflation).

This process acknowledges that property values may not only increase, but may decrease over time like the 2009 and 2010 housing decline we are currently experiencing. **The focus therefore is not on property value or the millage rate, but on the amount of property taxes being collected, and how much is necessary to fund the operations of government.** Higher voting thresholds allow for greater property tax collections, which could be utilized to support different levels of service (i.e. new branch libraries) or to offset other revenue declines.

In FY 2012, the Eastside, and Woodville branch libraries will require additional staffing and operating expenses of approximately \$750,000. These new libraries will compete against other programs for existing County resources. The Board will need to consider either reducing other services or adjusting the millage rate to provide the revenue need to fund expected services to constituents.

Conclusion

Detailed fiscal analysis of County funds and information regarding County Departments, Constitutional and Judicial Offices are provided in the following pages. In reviewing the details, one will see the specificity with regard to the actions taken by the Board at meetings, workshops and retreats.

Board actions over the past year have placed the community in a strong position to move forward. Even with this sound foundation, due to the present economy and citizen's anxiousness about the future, Commissions will have to plan prudently to preserve the groundwork that has enabled this government and the citizens it serves to weather incidents such as property tax reform and the recession while still providing quality services. This base needs to be maintained for future unforeseen events that may place additional burdens on our community.

Sincerely,



Parwez Alam
County Administrator

Table of Contents

ADMINISTRATOR'S BUDGET MESSAGE	SECTION 1
TABLE OF CONTENTS	SECTION 2
READER'S GUIDE	SECTION 3
BUDGET SUMMARY/ANALYSIS	SECTION 4
Budget Overview	2
Community Economic Profile	25
Comparative Data	33
Financial Indicators	42
Revenues v. Expenditures	47
Positions	69
Summary of Fund Balance	74
Debt & Transfers	79
BUDGET BY FUND	SECTION 5
LEGISLATIVE/ADMINISTRATIVE	SECTION 6
County Commission	5
County Administration	16
County Attorney	18
Office of Management & Budget/Risk Management	21
Human Resources	26
PUBLIC SERVICES	SECTION 7
Tourist Development Council	5
Intergovernmental Affairs	12
Library Services	14
Cooperative Extension	20
Health & Human Services	23
Emergency Medical Services	43
Capital Regional Transportation Planning Agency	45
Planning Department	46
Blueprint 2000	48
Office of Sustainability	49
GROWTH & ENVIRONMENTAL MANAGEMENT	SECTION 8
Permit & Compliance Services	5
Support Services	7
Building Inspection	9
Environmental Compliance	11
Development Services	13
DEP Storage Tanks	15
MANAGEMENT SERVICES	SECTION 9
Support Services	5
County Probation/Pretrial	7
Facilities Management	14
Management Information Services	21
Minority/Women Small Business Enterprise	29
Purchasing	31

Table of Contents

PUBLIC WORKS	SECTION 10
Support Services	5
Operations	7
Animal Services	18
Engineering Services	20
Fleet Management	24
Parks & Recreation	26
Solid Waste	28
CONSTITUTIONAL OFFICERS	SECTION 11
Clerk of the Courts	5
Property Appraiser	10
Sheriff	12
Supervisor of Elections	22
Tax Collector	28
JUDICIAL OFFICERS	SECTION 12
Court Administration	5
State Attorney	10
Public Defender	16
Other Court-Related Programs	21
Guardian Ad Litem	32
NON-OPERATING	SECTION 13
DEBT PROFILE	SECTION 14
CAPITAL IMPROVEMENT PROGRAM	SECTION 15
Project Index	1
Summary	4
Culture & Recreation	15
General Government	38
Health & Safety	71
Physical Environment	82
Transportation	108
APPENDIX	SECTION 16
County Charter	2
Guiding Principles	8
County Policies & Ordinances	9
Budget Terminology	50
Statistical Summary	58
Budget Calendar	63
Budget Costs Summaries	66

Leon County Government
Fiscal Year 2011 Budget

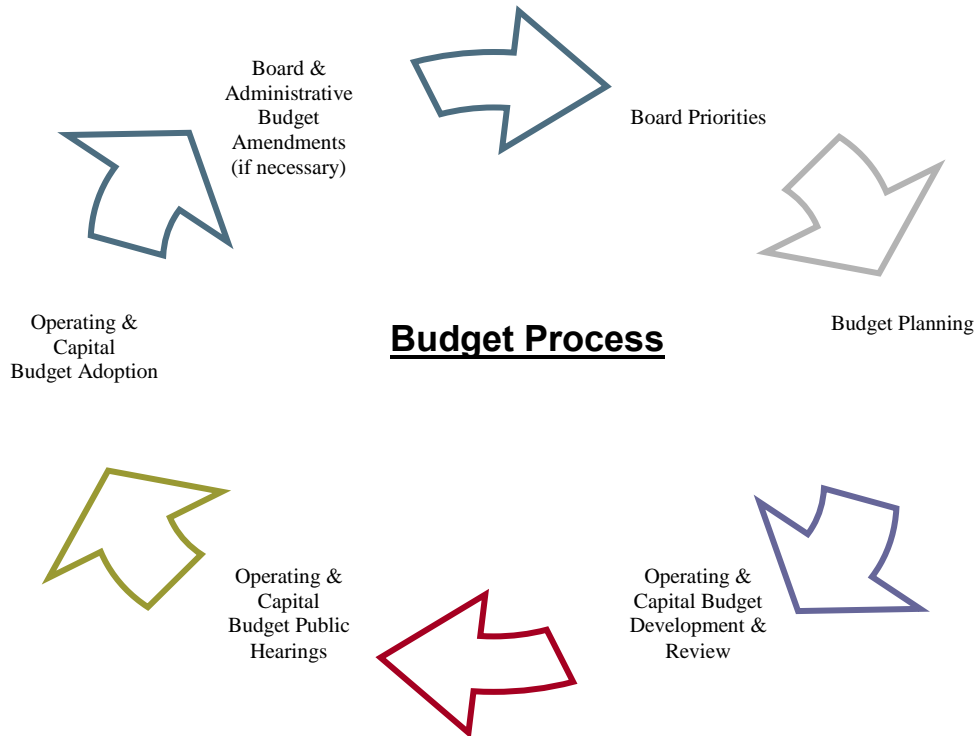


Figure 1: Budget Process: The budget process is a formalized effort that involves collaboration and coordination among the respective County departments, the Office of Management and Budget, the County Administrator, the Constitutional and Judicial Officers, and the Leon County Board of County Commissioners. The end result is an annual operating budget, a five-year financial plan, and a capital improvement program for Leon County.

OPERATING AND CAPITAL BUDGET PLANNING

Board Priorities

For many years, the Board has conducted an annual retreat facilitated by the County Administrator to establish the County's priorities for the following year. The Board discusses and deliberates numerous issues as a forum during the retreat. In December 2009, the Board held its annual retreat. This year the focus was setting priorities given the current economic uncertainty and a decline in revenues. The Board finalized its prioritization list, which consisted of the following: (1) Economic Development (*workforce issues*), (2) Climate Change and Sustainability, (3) Protection of Water Bodies Countywide, (4) Comprehensive Program to Address Recidivism Reduction, (5) Revenue Diversification, (6) Southern Strategy, (7) Functional Consolidation, (8) Fire/EMS Merger/Joint Dispatch, (9) Primary & Mental Health Care for Uninsured, and (10) Increasing Citizen Input.

Budget Planning

In early January, County departments/divisions assess program service level impacts and identify internal service needs for the budget year, through an internal Service Request Matrix process. Similarly, the capital planning process provides for a capital needs assessment and project identification by department/division staff. Both processes allow OMB and County Administration to provide financial analysis, evaluation and planning for capital projects, and operating budget impacts.

On January 26, 2010, the Board formally approved a budget calendar and preliminary policy guidance for the development of the Fiscal Year 2010/2011 budget.

OPERATING AND CAPITAL BUDGET DEVELOPMENT, REVIEW, ADOPTION AND ADMINISTRATION

Operating Budget Development and Review

Each department, including the constitutional and the judicial officers are responsible for the development of their respective operating budget requests. The tentative budget Board requests are submitted to OMB during the month of March. Constitutional officers submit their budgets as specified by Statute (May-June). During the months of May and June, all budgetary requests are analyzed, revenue estimates are updated, and policy guidance workshops are held to enable staff to complete the tentative budget. While the capital improvement budget is also developed and reviewed during this time, it has a separate process.

Leon County Government
Fiscal Year 2011 Budget

Capital Improvement Program

The Capital Improvement Program (CIP) is a five-year plan for providing public physical improvements funds during a five-year planning period. The program delineates proposed capital projects to be undertaken, the year in which they will be started or acquired, the funding amount expected or required for the projects each year (including anticipated operating impacts), and the proposed method of financing each of these expenditures. Each year, OMB facilitates a process to formulate a capital improvement program and capital budget.

Budget Adoption

In the month of July, taxable property values are certified by the Property Appraiser and the County Administrator makes a formal presentation of the recommended tentative budget to the Board. During the month of September, the Board tentatively adopts the budget at the first of two public hearings, which allows for citizen input as required by Florida Statutes (FS) 129 & 200. As a result of feedback from citizens and/or Board actions, it may be necessary to modify the tentative budget prior to final adoption. At the final public hearing, the Board adopts the budget and associated millage rates by resolution.

Budgetary Structure

Chapter 129, Florida Statute requires local county government to adopt balanced budgets. The FY 2010/2011 Annual Budget for Leon County is balanced with the use of a variety of revenue sources, fund balances, and expenditure reductions.

Amendment Request (BAR)

Budgetary control is maintained at the department level, with OMB providing support to each department. Departmental budgets can be amended according to the County's amending the budget policy (Policy No. 97-11). The County Administrator may authorize personnel services and operating expenditure budgets up to 10 percent of the total on an aggregate basis between programs with a \$250,000 cap and intrafund transfers up to \$250,000. All intrafund transfers greater than \$250,000, must be approved by a majority vote of the BOCC.

Reader's Guide to the Budget

The Leon County budget document is intended to provide information in such a manner that the lay reader can understand the operations of Leon County. The budget document is also intended to serve as a policy document, financial plan, and operating guide for county programs.

The Reader's Guide provides the basic budgeting information. This section is a layout of the budgeting process and what the budget document consists of as well as an explanation of forms that the reader will encounter while reading the budget document.

The following is a brief description of the information included in each section of this document.

BUDGET MESSAGE

This section includes the County Administrator's Message, which summarizes the recommendations made to the Board during the budget process and provides an overview for the implementation plan of Board policy. Additionally, the message provides an explanation of future budget considerations based on current fund balances, debt services and transfers.

BUDGET SUMMARY & ANALYSIS

This section includes a summary of the budget, analysis of trends, finances, and staffing. The analysis of trends evaluates the community's economic profile and compares Leon County to like-sized and surrounding counties. The financial analysis examines the financial indicators and major revenues. It also provides an illustration of revenue and expenditures, and it categorizes expenditures by function and revenues by source. Other analysis examines the County's estimated fund balance, long-term debt structure, and schedule of transfers.

BUDGET BY FUND

This section details the County revenues and expenditures by discreet funds. Funds are presented in numeric order from Fund 001(General Fund) to Fund 505 (Motor Pool).

BOARD OF COUNTY COMMISSIONERS

The Board of County Commissioners (BOCC) appointed the County Administrator to manage and supervise all County departments. The departments are as follows: Legislative/Administrative, Public Services, Growth & Environmental Management, Management Services, and Public Works.

The following information is included for each program/department area:

Goals, Objectives, Statutory Responsibilities, Advisory Board, Benchmarking, Performance Standards, and Notes.

ELECTED OFFICIALS

All elected officials, including the Board of County Commissioners administer a specific function of County government and are directly accountable to the public for its proper operation. The Board funds all or, in some cases, a portion of the operating budget of the other elected officials. The elected officials are as follows: Constitutional Officers (Clerk of the Court, Property Appraiser, Sheriff, Supervisor of Elections, and Tax Collector). Judicial Officers (Court Administration, Public Defender, and State Attorney's Office).

NON-OPERATING OR OTHER BUDGETS

This section summarizes the funding of county programs that are not unique to one department but generally benefit the entire community.

DEBT PROFILE

This section includes summary information on the County's debt status.

CAPITAL IMPROVEMENT PROGRAM

The Capital Improvement Program (CIP) represents a five-year plan designed to meet the capital improvement needs of Leon County. This section includes a summary and a five-year plan for capital projects by fund and functional type.

APPENDIX

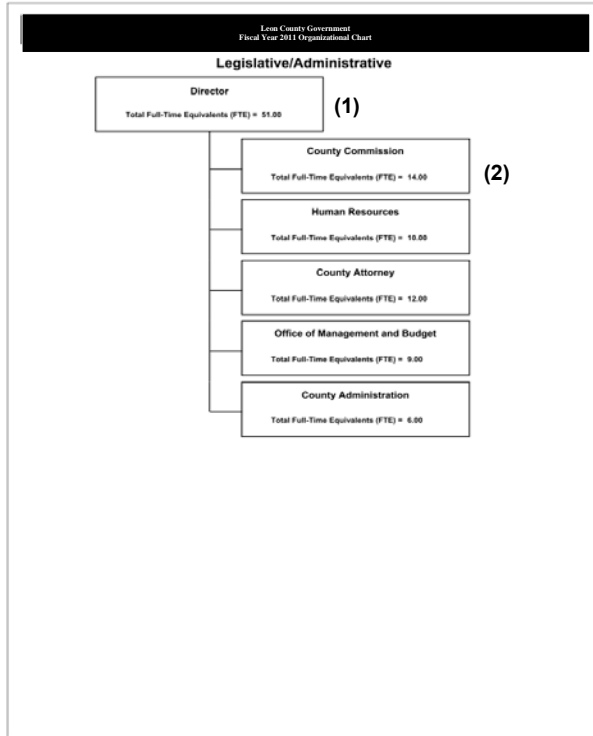
This section includes important County documents, such as the County Charter Ordinance and County Policies that provide guidance and restrictions to the County's operation. It also provides an Acronym list that provides the reader with a collection of explanations of frequently-used budget terms and a Glossary that provides the reader with definitions of commonly used budget terms. A Statistical Summary of Leon County is featured along with a copy of the Budget Calendar. The budget cost summaries section is included, which provides detailed line item budgetary information for all County departments and divisions.

Quick Reference Guide

If you have this question	Refer to Tab(s)	Page (s)
What is the total tentative budget?	Administrator's Budget Message	1
	Budget Summary & Analysis / Budget Overview	4-2
What is the County's millage rate?	Budget Summary & Analysis / Budget Overview	4-2
	Budget Summary & Analysis / Financial Indicators	4-42
What is the County's budget process timeline?	Reader's Guide	3-1
How to read budget forms?	Reader's Guide	3-5
Where the money comes from and where the money goes?	Budget Summary & Analysis / Revenues v. Expenditures	4-47
Where can I find Discretionary Line Item Funding Agencies?	Non-Operating	13-4
Where can I find Leon County population?	Preamble	3
	Budget Summary/Analysis: Community Economic Profile Appendix	4-25 16-58
Where are the County's financial policies?	Appendix	16-9
Where can I learn about the capital budget?	Budget Message	2
	Budget Summary/Analysis: Expenditures v. Revenues CIP	5-50 15 -5
What are the Goals of Leon County?	Budget Summary/Analysis: Overview	4-13

HOW TO READ BUDGET FORMS

Figure 1.1 - Department Organizational Chart - Shows the organizational structure of each department at each of the reporting levels.



(1) Department Level - County staff is divided between four major service areas: Public Services, Growth & Environmental Management, Management Services, and Public Works. Each of these areas are under the direction of the Deputy County Administrator and the Assistant County Administrator.

(2) Division Level - Division shows FTE (Full-Time Employees) within the respected program area.

Figure 1.2 - Department Introduction- Introduces the department and division, in addition to providing division highlights.

Leon County Government
Fiscal Year 2011 Executive Summary

Legislative/Administrative

Executive Summary (3)

FY2010 Annual Budget is comprised of the Board of County Commissioners, County Administration, the County Attorney's Office, the Office of Management & Budget, Human Resources, and the Tourist Development Council.

The Board of County Commissioners provides leadership and direction to County departments and programs. County Administration facilitates the delivery of services consistent with priorities and policies established by the Board. The County Attorney provides legal services for the Board and all departments under the Board. The Office of Management & Budget provides financial management and guidance to the Board, County Administrator, and other departments. Human Resources provide services in the areas of recruitment, employment, benefits, compensation, workplace safety, and regulatory compliance. The Tourist Development Council, whose members are appointed by the Board, serves to promote Leon County as a tourist destination.

HIGHLIGHTS (4)

The Board of County Commissioners approved the Leon County's Guiding Principles for budgetary planning and fiscal responsibility. The Principles are listed in the Introduction Section of the budget book. Additionally, the Board reduced the tentative budget by more than \$10 million from \$284 million in FY09 to \$274 million in FY 2010.

County Administration will continue to provide leadership and direction to County employees, to facilitate the implementation of Board priorities and policies and to manage the operation of County functions to ensure the delivery of cost-effective, customer responsive public services within the bounds of available resources. The County Administration function was reorganized to reduce personal service costs.

The County Attorney's Office (CAO) provides legal counsel and drafting on ordinances, resolutions, contracts, and policies. The eminent domain function of the CAO was frozen for FY09 due to budget reductions associated with corresponding revenue reductions as a result of Amendment 1.

The Office of Management & Budget (OMB) developed a balanced Operating and Capital Improvement Program (CIP) budget. On behalf of the County Administrator, as adopted by the Board, OMB provided the County's Operating Budget, Capital Improvement Program, and Budget in Brief on the Internet for better accessibility by the public, and received the Government Finance Officers Association of the US and Canada's Distinguished Budget Award for the 18th consecutive year.

Tourist Development Council (TDC) continues to enhance the local economy despite a decreasing visitors market impacted by inflation. Its tasks are to maximize the number, length of stay and economic impact of visitors to Leon County. In FY 2008, the TDC planned, funded, and produced the highly demanded Downtown Tallahassee Locator Map with the assistance of the Tallahassee/Leon County Planning Department. In addition, the TDC is developing a new strategic plan expected early next fiscal year.

Human Resources (HR) continues to provide recruitment, employment, benefits, compensation, and regulatory compliance services in order to attract and retain a highly talented, committed, and diverse Leon County workforce. The Board approved funding for the planning and implementation phase of a comprehensive wellness program to help employees develop healthy lifestyles.

(3) Executive Summary - This section introduces the department, noting each division, and describing the primary purpose of the division in its delivery of services.

(4) Highlights - This section details the specific functions and service areas the division performs, including specific budget strategies or actions that were provided prior to or during the development of the budget.

Leon County Government Fiscal Year 2011 Budget

Figure 1.3 - Department Budget Summary- Serves as a summary of the entire Department Budgetary Costs, Staffing Summary and Funding Sources report, which contains a summary of past, present and future financial, staffing, and funding information.

Leon County Government Fiscal Year 2011 Budget						
Legislative/Administrative						
(5)	FY 2008 Actual	FY 2009 Adopted	FY 2010 Continuation	FY 2010 Issues	FY 2010 Budget	FY 2011 Budget
Budgetary Costs						
Personal Services	4,296,139	4,670,147	4,938,273	-	4,938,273	5,089,469
Operating	871,933	1,087,974	1,064,493	18,000	1,102,493	1,102,493
Capital Outlay	2,274	-	-	-	-	-
Total Budgetary Costs	5,170,333	5,758,121	6,022,766	18,000	6,040,766	6,191,962
Appropriations (6)						
County Commission	1,283,200	1,357,911	1,370,276	-	1,370,276	1,408,964
County Administration	543,428	877,210	817,832	-	817,832	842,438
County Attorney	1,560,783	1,546,437	1,760,877	-	1,760,877	1,738,547
Office of Management and Budget	893,043	930,877	990,778	-	990,778	1,015,427
Human Resources	889,889	1,045,886	1,083,003	18,000	1,101,003	1,126,886
Total Budget	5,170,233	5,758,121	6,022,766	18,000	6,040,766	6,191,962
Funding Sources (7)						
001 General Fund	4,781,399	5,520,534	5,616,138	18,000	5,636,138	5,778,613
106 Transportation Trust	171,943	-	162,690	-	162,690	167,894
501 Insurance Service	216,894	237,587	241,938	-	241,938	245,455
Total Revenues	5,170,233	5,758,121	6,022,766	18,000	6,040,766	6,191,962
Staffing Summary (8)						
County Administration	4.00	7.00	8.00	-	8.00	8.00
County Attorney	12.00	12.00	12.00	-	12.00	12.00
County Commission	14.00	14.00	14.00	-	14.00	14.00
Human Resources	10.00	10.00	10.00	-	10.00	10.00
Office of Management and Budget	9.00	9.00	9.00	-	9.00	9.00
Total Full-Time Equivalents (FTE)	49.00	52.00	51.00	-	51.00	51.00

(5) Budgetary Costs - This section contains a summary of past, present, and future financial information related to personal services, operating expenses, capital outlay, and grants.

(6) Appropriations - This section represents a specific amount of funds that the Board has authorized.

(7) Funding Sources - This section contains a summary of the funding sources that provide resources directly to the department/program.

(8) Staffing Summary - This section serves as a summary of past, present, and future information related to development/program staffing.

Figure 1.4 - Division Summary- Serves as a financial summary of the entire Division Budgetary Costs, Staffing Summary and Funding Sources report, which contains a summary of past, present and future financial, staffing, and funding information.

Leon County Government Fiscal Year 2011 Budget						
Public Services						
Library Services Summary						
(9)	FY 2008 Actual	FY 2009 Adopted	FY 2010 Continuation	FY 2010 Issues	FY 2010 Budget	FY 2011 Budget
Budgetary Costs						
Personal Services	4,628,628	5,034,354	5,361,072	-	5,361,072	5,533,268
Operating	680,001	789,878	779,566	9,583	789,548	806,932
Transportation	15,494	15,424	18,847	-	18,847	18,847
Capital Outlay	617,895	622,505	622,505	-	622,505	622,505
Total Budgetary Costs	5,942,048	6,462,159	6,782,390	9,583	6,791,972	7,011,552
Appropriations						
Lib - Policy, Planning, & Operations (001-240-571)	842,739	953,871	958,193	8,422	966,615	991,721
Library Collection Services (001-242-571)	730,783	854,378	882,496	-	882,496	906,056
Library Extension Services (001-243-571)	1,972,436	2,002,079	2,223,678	1,160	2,224,838	2,320,836
Library Public Services (001-241-571)	2,395,088	2,651,831	2,718,023	-	2,718,023	2,784,439
Total Budget	5,942,048	6,462,159	6,782,390	9,583	6,791,972	7,011,552
Funding Sources (10)						
001 General Fund	5,942,048	6,462,159	6,782,390	9,583	6,791,972	7,011,552
Total Revenues	5,942,048	6,462,159	6,782,390	9,583	6,791,972	7,011,552
Staffing Summary (11)						
Lib - Policy, Planning, & Operations (001-240-571)	7.50	7.50	7.50	-	7.50	7.50
Library Collection Services (001-242-571)	15.00	15.00	15.00	-	15.00	15.00
Library Extension Services (001-243-571)	50.50	45.00	45.00	-	45.00	45.00
Library Public Services (001-241-571)	42.70	42.20	42.20	-	42.20	42.20
Total Full-Time Equivalents (FTE)	115.70	109.70	109.70	-	109.70	109.70
OPS Staffing Summary						
Library Public Services (001-241-571)	1.00	1.00	1.00	-	1.00	1.00
Total OPS Full-Time Equivalents (FTE)	1.00	1.00	1.00	-	1.00	1.00

(9) Budgetary Costs - This section contains a summary of past, present, and future financial information related to personal services, operating expenses, capital outlay, and grants.

(10) Funding Sources - This section contains a summary of the funding sources that provide resources to this department/program.

(11) Staffing Summary - This section serves as a summary of past, present, and future information related to department/program staffing.

Figure 1.5 - Program Description- Describes the goals, objectives, statutory responsibilities, advisory boards, provide a list of benchmarks for the program, names several performance measures, and provides current year and out year notes. The data on this form illustrates the Division performance which indicates how efficiently and effectively services are projected to be provided.

Leon County Government
Fiscal Year 2011 Budget

Office of Management & Budget
Organizational Code: 001-130-513

(12) Goals
The goal of the Office of Management & Budget (OMB) is to continuously enhance the quality of County services by optimizing the use of County financial resources through the effective process of planning, policy analysis, budget development, budget implementation, and program evaluation services to benefit citizens, officials and staff.

(13) Objectives
1. Provide financial management assistance to the County Administrator and other departments.
2. Responsible for the development, monitoring, and control of the annual operating budget and capital improvement program.
3. Forecast and monitor County revenues.
4. Responsible for the County's annual Truth-in-Millage (TRIM) process.
5. Conduct research and fiscal analysis for special projects as requested by the County Administrator and Board.

(14) Statutory Requirements
Florida Statute, Chapter 129 "County Government", Florida Statute, Chapter 129 "County Annual Budget", Florida Statute, Chapter 200 "Determination of Millage"

(15) Advisory Board
Financial Investment Advisory Committee, Investment Oversight Committee, Budget 2000 Finance Committee

Benchmarking (16)

Benchmark Data	Leon County	Benchmark
Employees per 1,000 residents	139,000	130,000

Benchmark source: Survey of comparable counties average size staff is 9.0; range of 4.0 to 14.0 FTEs; population ranges from 295,000 to 304,000

Performance Measures (17)

Performance Measures	FY2007 Actual	FY2008 Actual	FY2009 Estimate	FY2010 Estimate
Meet all requirements of FL Statutes 129 and 200 Truth-in-Millage (TRIM)	Yes	Yes	Yes	Yes
Forecast actual major revenue source within 5% of the budget (actual collections as a % of budget)	107.8%	99%	98%	98%
Process budget amendment requests within 2 business days or the next scheduled Board meeting (as an estimate)	100%	99.5%	100%	99%
Develop and print 2 semi-annual performance reports by May 30 and November 30	2	2	2	2
Reveal all agenda items in less than 2 days 95% of the time	95%	96%	96%	97%

(12) Goals – This section explains what is to be achieved as a result of the program's operation.

(13) Objectives – This section describes the activities that will attain the program's goals.

(14) Statutory Responsibilities – This section details the statutory and code reference that the divisions are charged to perform.

(15) Advisory Boards – This section lists the advisory boards the divisions are charged to staff or support.

(16) Benchmarks – Where applicable this section details division benchmarks against established tracked industry or institutional standards.

(17) Performance Measures – This section tracks the division's actual assigned performance measures against target levels to see if the division is accomplishing its primary assigned objectives.

Figure 1.6 - Program Summary- Serves as a financial summary of the Division's Programs. It presents the budgetary costs, staffing summary and funding sources report, which contains summary of past, present and future financial, staffing, and funding information.

Leon County Government
Fiscal Year 2011 Budget

Legislative/Administrative
Office of Management and Budget - Office of Management & Budget (001-130-513)

(18) Budgetary Costs

	FY 2008 Actual	FY 2009 Adopted	FY 2010 Continuation	FY 2010 Issues	FY 2010 Budget	FY 2011 Budget
Personal Services	620,501	622,400	678,245	-	678,245	699,377
Operating	40,648	70,890	70,595	-	70,595	70,595
Total Budgetary Costs	676,149	693,290	748,840	-	748,840	769,972

(19) Funding Sources

	FY 2008 Actual	FY 2009 Adopted	FY 2010 Continuation	FY 2010 Issues	FY 2010 Budget	FY 2011 Budget
001 General Fund	676,149	693,290	748,840	-	748,840	769,972
Total Revenues	676,149	693,290	748,840	-	748,840	769,972

(20) Staffing Summary

	FY 2008 Actual	FY 2009 Adopted	FY 2010 Continuation	FY 2010 Issues	FY 2010 Budget	FY 2011 Budget
Management & Budget Analyst	4.00	2.00	2.00	-	2.00	2.00
Assistant County Administrator	0.90	0.90	0.90	-	0.90	0.90
Management & Budget Technician	1.00	1.00	1.00	-	1.00	1.00
Budget Manager	1.00	1.00	1.00	-	1.00	1.00
Sr. Management & Budget Analyst	1.00	3.00	3.00	-	3.00	3.00
Total Full-Time Equivalents (FTE)	7.90	7.90	7.90	-	7.90	7.90

(21) Notes
This program is recommended at an overall increase funding level due to personnel and service level enhancements. However, there are decreased costs associated with this program. The funding level adjustments for FY09 are as follows:
Increases to Program Funding Levels:
1. An increase of \$15,000 in operating costs associated with a rise in the "GovMix" software licensing contract cost.
Decreases to Program Funding Levels:
1. A decrease in retirement, workers compensation, and a reduction in employer contribution to health care costs of 2.5%, offset by a 3.9% cost of living adjustment.

(18) Budgetary Costs - This section contains a summary of past, present, and future expenditure information related to personal services, operating expenses, capital outlay, and grants.

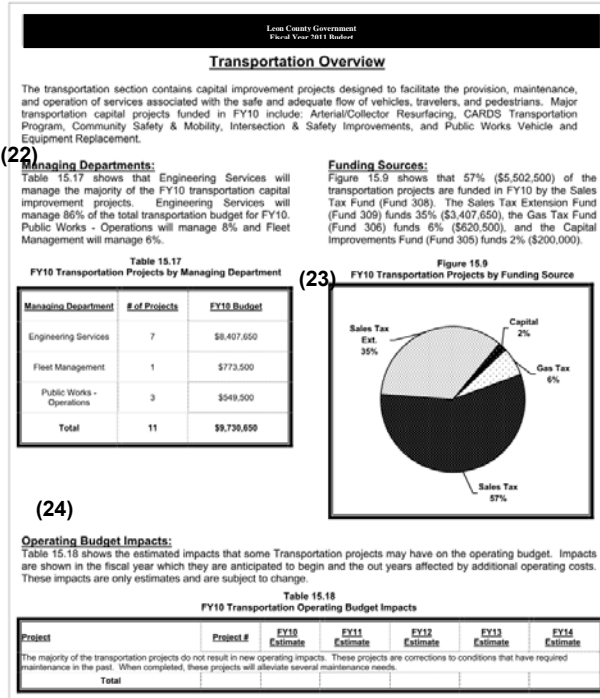
(19) Funding Sources – This section contains a summary of the funding sources that provide resources to this program.

(20) Staffing Summary – This section serves as a summary of past, present, and future information related to program staffing.

(21) Notes - This section describes the fiscal year budget notes pertaining to increases or decreases in funding.

Leon County Government Fiscal Year 2011 Budget

Figure 1.7 - Capital Project Service Type- Provides a brief overview of all projects within the service type. The overview includes the following: managing departments, summary of the funding sources that provide resources to the service type, and all major FY10 projects.

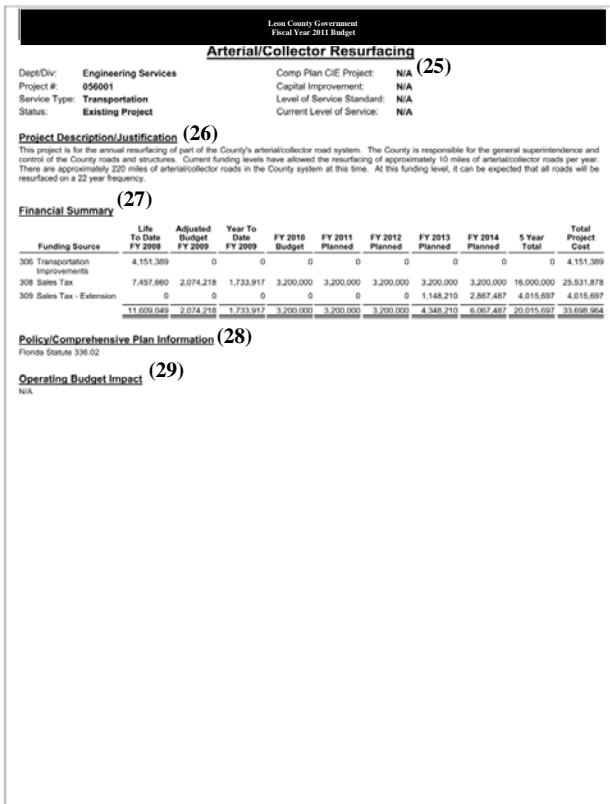


(22) Managing Departments - This section highlights the departments that manage the capital projects within the service type. It describes the number of projects managed, the overall dollar amount of the managing department, and the percentage of the total budget managed for that service type.

(23) Funding Sources - This section contains a summary of the funding sources that provide resources to this service type.

(24) Operating Impacts - This section describes the operating impacts of the capital project.

Figure 1.8 - Capital Project Detail- Describes the project identification, description and justification, the financial summary, all policy and comprehensive plan information, and any operating budget impacts.



(25) Project Identification - This section details the department/division of the project, the project number, the service type, the project status, the comprehensive plan elements, the level of service standard, and the current level of service.

(26) Project Description/Justification - This section describes the project as well as provides a brief justification for the overall purpose of the project.

(27) Financial Summary - This section contains a summary of the funding sources for the project. In addition, this section summarizes the past, present, and future expenditure information for the project.

(28) Policy/Comprehensive Plan Information - This section outlines all major policy, Interlocal Agreements, Florida Statutes, and comprehensive plan amendments that pertain to the project.

(29) Operating Budget Impact - This section contains all the financial impacts on the operating budget. The impacts are listed by fiscal year.

Budget Summary / Analysis

Budget Overview	4 - 2
Community Economic Profile	4 - 25
Comparative Data	4 - 33
Comparative Data- Like Sized Counties	4 - 33
Comparative Data - Surrounding Counties	4 - 36
Comparative Data- All Florida Counties	4 - 39
Financial Indicators	4 - 42
Revenues v. Expenditures	4 - 47
Revenues v. Expenditures	4 - 47
Revenues by Source	4 - 48
Expenditures by Function	4 - 49
Expenditures by Program	4 - 51
Expenditures by Service Type Requirement	4 - 56
Major Revenue Overview	4 - 59
Positions	4 - 69
Summary of Fund Balance	4 - 74
Debt & Transfers	4 - 79
Long Term Debt	4 - 79
Schedule of Transfers	4 - 82



Budget Overview

The total budget for FY 2010/2011 is \$244,130,080 or 1.23% less than last fiscal year. The **operating budget** of \$203,453,787 represents a 2.2% increase from last year's adopted budget. The **capital budget** of \$40,676,293 represents a decrease of 15.5% decrease from last year.

Funding

In December of 2009 the Board held its annual retreat to prioritize County services. The top three priorities adopted were economic development, climate change and sustainability, and protection of water bodies county-wide including the development of countywide stormwater standards.

On January 26, 2010, a workshop was held to provide the Board options for dealing with a projected \$7.5 million shortfall caused by a decline in property values and increases in personnel expenditures and other operating costs. The Board directed staff to utilize several methods to balance the budget including expenditure reductions and the use of fund balance.

On June 22, 2010 a budget workshop was held, where the Board lowered property taxes by \$1.8 million by maintaining the countywide millage rate at 7.85. The savings derived from a reduction in property valuations by \$267 million.

In order to balance the budget with reduced ad valorem collections and increased costs, the Board eliminated \$1.4 million in capital projects, reduced operating expenditures and allocated \$4 million in general fund reserves. Subsequently, a tentative balanced budget was provided to the Board on July 15 as required by State Statute. A tentative budget hearing was held on September 14, and the final budget was adopted at a September 21 public hearing.

Figure 1: Total FY 2010/ 2011 Expenditures

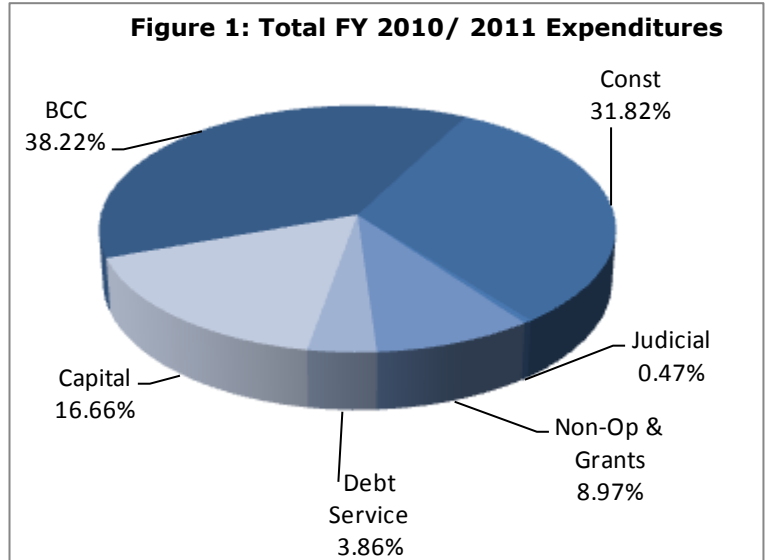


Figure 1 depicts the budget as it is reflected organizationally. The FY 2010/2011 budget shows a reduction in some service levels, while being sensitive to maintaining quality services in high priority, mandatory and essential programs such as public safety and transportation.

FY2010/2011 Revenues

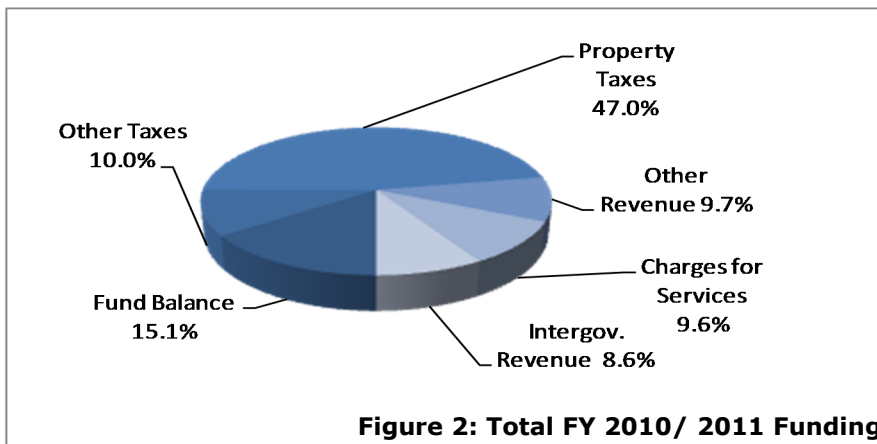


Figure 2: Total FY 2010/ 2011 Funding

The Florida Statutes require that all local government tentative budgets be balanced. Leon County's FY 2010/2011 budget of \$244,130,080 is balanced with the use of a variety of revenue sources, and fund balances, and retained earnings from previous fiscal years.

Figure 2 displays the major classifications of revenue sources used in support of the FY 2010/2011 adopted budget. In the Budget Summary/Analysis section - Revenue v. Expenditures (pages 4-47 through 4-68), the major individual revenue sources are presented and summarized in more detail.

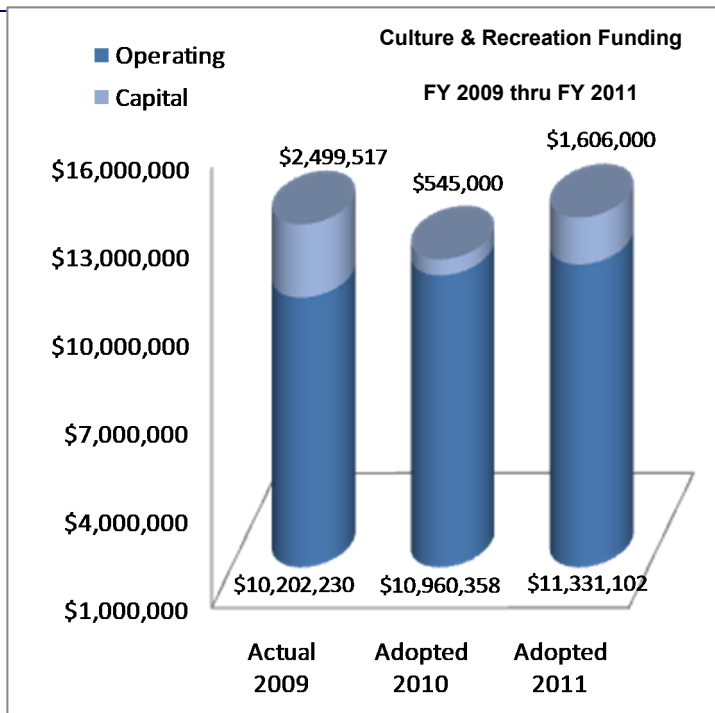
Culture & Recreation



Culture and recreation operations and capital projects funded for Fiscal Year 2010/2011 represent a broad range of services provided by Leon County designed to enhance the quality of life for both residents and visitors. This includes services provided by Parks and Recreation and Library Services. The Board showed its commitment to the community by allocating funding for general park improvements and library services.

Funding

In Fiscal Year 2010/2011, the Board of County Commissioners in support of culture and recreation operations and capital projects allocates a total of \$12,937,102. This is an increase of 12% from the previous year and represents approximately 5% of the total allocation Fiscal Year 2010/2011 budget. Funding was provided to maintain the high quality of existing services while continuing to support the capital maintenance of existing facilities.



County Fact:

During FY 2010, as part of the local economic stimulus program, the County started construction to expand the Northeast and B.L. Perry libraries, and broke ground on the new Eastside Library. The Northeast and B.L. Perry expansions are anticipated to open in the fall of 2010.

2011 Highlights

Key highlights of the Fiscal Year 2010/2011 operating and capital budget, with respect to culture and recreational services include:

- ◆ Allocating \$160,000 for the playground equipment replacement program and \$175,000 for general park improvements.
- ◆ Funding for access improvements to the Apalachee Regional Park cross country running course in the amount of \$75,000.
- ◆ Continued funding for greenway and trail improvements in the amount of \$125,000 plus \$100,000 to begin improvements to the St. Marks Greenway.
- ◆ Funding to begin the master plan design for Okeehoopkee Prairie Park in the amount of \$265,000.
- ◆ Providing \$369,000 for the construction of community rooms at the Huntington Oaks Plaza.
- ◆ Allocating \$70,000 for weatherization improvements to the Fort Braden Community Center.

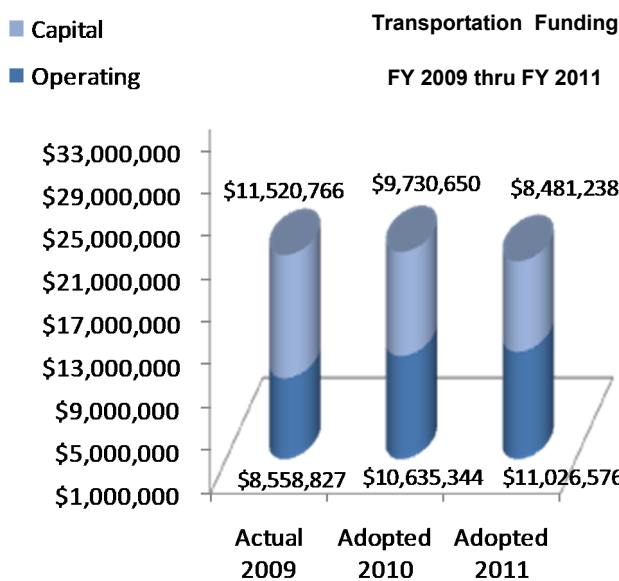
Transportation



Transportation operations and capital projects funded for Fiscal Year 2010/2011 represent a broad range of services provided by Leon County designed to enhance the safe and adequate flow of vehicles, travelers, and pedestrians. This includes services provided by Engineering Services and the Operations Division of the Public Works Department. Leon County is required to maintain the existing transportation network and deems it essential to conduct maintenance on a regular basis to avoid costly repairs due to neglect. The Board continues to draw down capital reserves established in FY 2008 to fund the long-term transportation infrastructure needs of the County. Since FY 2008, \$13.4 million of these reserves have been utilized. The \$13.1 million in remaining reserves will be depleted by FY 2014.

Funding

In Fiscal Year 2010/2011, the Board of County Commissioners in support of transportation operations and capital projects allocates a total of \$19,507,814. This is a 4% decrease from the previous fiscal year and represents 8 % of the total Fiscal Year 2010/2011 budget. The Transportation Trust Fund required \$1.9 million in general revenue subsidy to maintain the current level of service.



County Fact:

During FY 2010, Public Works completed the construction of signalized intersection improvements at Ox Bottom/ Meridian and Bannerman/ Meridian roads improving vehicular safety.

2011 Highlights

Key highlights of the Fiscal Year 2010/2011 operating and capital budget, with respect to transportation services include:

- ◆ Continued funding for arterial and collector road resurfacing in the amount of \$3.2 million.
- ◆ Continued funding for intersection and safety improvements in the amount of \$750,000.
- ◆ Appropriating \$300,000 to repair the Springhill Road bridge damaged by Hurricane Faye.
- ◆ Allocating \$200,000 for the realignment of Gaile Avenue at Tram Road.
- ◆ Continued funding for community safety and mobility (e.g. sidewalks) in the amount of \$500,000.
- ◆ Providing \$40,000 to assist in the funding of a Star Metro bus route on East Mahan Drive.

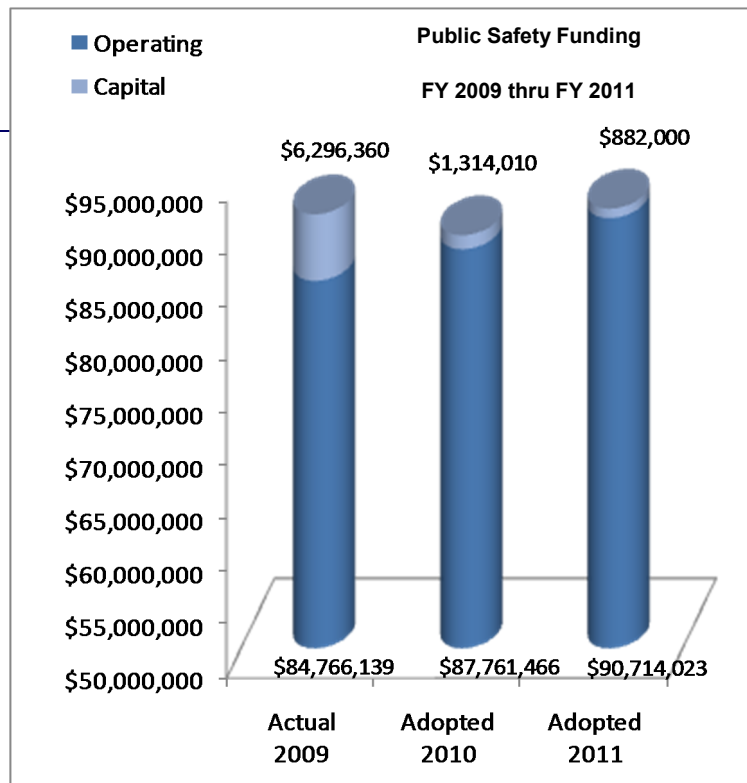
Public Safety



Public Safety operations and capital projects funded for Fiscal Year 2010/2011 represent a broad range of services provided by Leon County that are designed to enhance the quality of life by ensuring the security of both persons and property. This includes services provided by Emergency Medical Services, the Leon County Sheriff's Office, the Medical Examiner, Building Inspection, Growth & Environmental Management, Probation Services, and Leon County Volunteer Fire Departments.

Funding

In Fiscal Year 2010/2011, the Board of County Commissioners in support of public safety operations and capital projects allocates a total of \$91,596,023. This represents a 3% increase over the prior fiscal year and represents approximately 38% of the total Fiscal Year 2010/2011 budget.



County Fact:

In FY 2009 the Pretrial Program provided a \$12 million savings in terms of jail bed days diversions.

2011 Highlights

Key highlights of the Fiscal Year 2010/2011 operating and capital budget, with respect to public safety services include:

- ◆ Appropriating \$150,429 for the new Drug and Alcohol testing program established during FY 2010.
- ◆ Allocating \$62.2 million for Law Enforcement and Corrections services which is 68% of the public safety budget.
- ◆ Funding for emergency medical service in the amount of \$13.6 million.
- ◆ Appropriating \$756,000 for the replacement of aging ambulances.
- ◆ Providing an additional \$18,750 for Medical Examiner Services.
- ◆ A decrease in appropriations for the Building Inspection Department and the loss of 3.25 positions due to the weak construction economy in the amount of \$224,368.

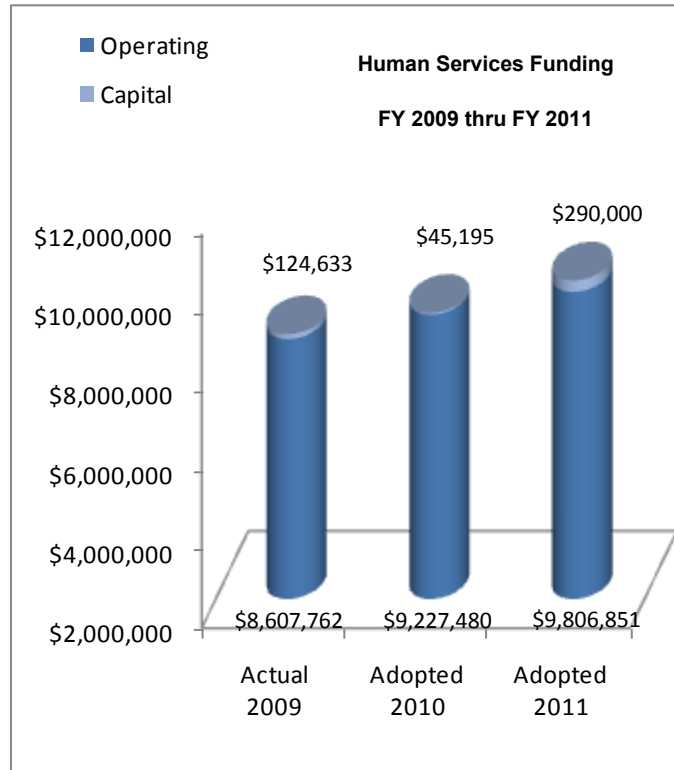
Human Services



Human Services operations funded for Fiscal Year 2010/2011 represent a broad range of services provided by Leon County for the welfare of the community as a whole and its individuals. This includes services primarily provided by Health and Human Services, Mosquito Control, Primary Health Care, Intergovernmental Affairs and other public services.

Funding

In Fiscal Year 2010/2011, a total of \$10,096,851 is allocated by the Board of County Commissioners in support of human services operations. This is a 9% increase over the prior fiscal year and represents approximately 4% of the total Fiscal Year 2010/2011 budget.



County Fact:

In FY 2009, Animal Services responded to 10,470 field bite and field service calls.

2011 Highlights

Key highlights of the Fiscal Year 2010/2011 operating and capital budget, with respect to human services include:

- ◆ \$660,684 in human service line item funding to agencies including \$150,000 for the new Palmer Monroe Teen Center and continued support for the Tallahassee Memorial Trauma Center in the amount of \$200,000.
- ◆ Funding in the amount of \$290,000 for the replacement of the air conditioning/heating system at the Robert Stevens Health Clinic.
- ◆ Appropriating an additional \$363,000 for increased Medicaid payments.
- ◆ Providing an additional \$75,000 in funding to support the Community Human Service Partnership (CHSP) grant program for a total of \$825,000.
- ◆ Maintaining primary health care funding for contracted clinics in the amount of \$1.7 million.
- ◆ Creating a new Health Care Coordinator position in the amount of \$54,681 to manage primary health care contracts and to seek additional grant funding .
- ◆ Funding for Animal Control Service in the amount of \$1.1 million.

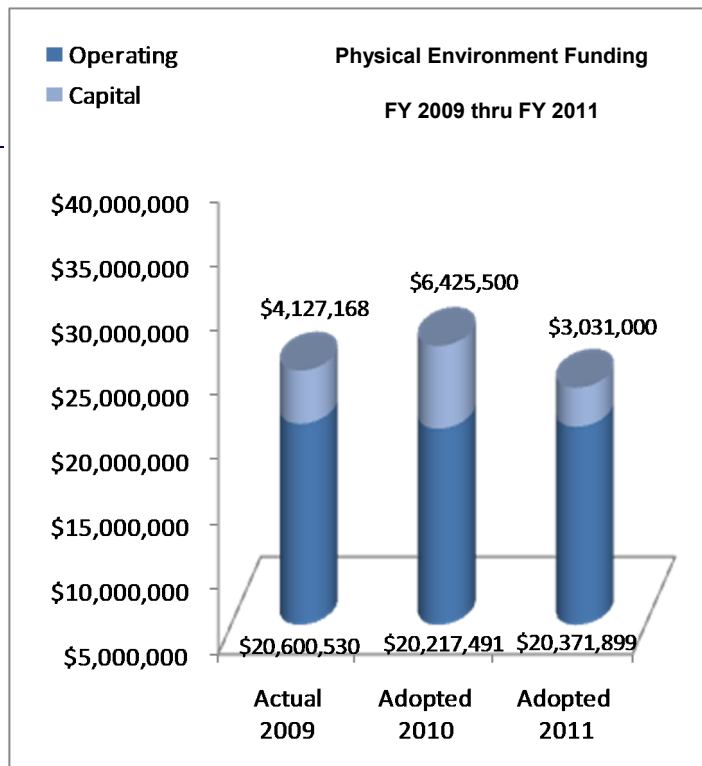
Physical Environment



Physical environment operations and capital projects funded for Fiscal Year 2010/2011 represent a broad range of services provided by Leon County for the primary purpose of achieving a satisfactory living environment by controlling and utilizing elements of the environment. This includes services provided by Solid Waste, Stormwater Engineering, Stormwater Maintenance, Geographic Information Services, Cooperative Extension, Environmental Compliance and the Development Services Division of the Growth & Environmental Management Department.

Funding

In Fiscal Year 2010/2011, the Board of County Commissioners in support of physical environment operations and capital projects allocates a total of \$23,402,899. This is a 12% decrease from the prior fiscal year and represents approximately 10% of the total Fiscal Year 2010/2011 budget.



County Fact:

In FY2009, more than 7,700 individuals participated in recycling presentations at the Solid Waste Facility Learning Center.

2011 Highlights

Key highlights of the Fiscal Year 2010/2011 operating budget, with respect to physical environment services include:

- ◆ The allocation of the final \$700,000 for the replacement of the Lakeview Drive bridge.
- ◆ The reorganization of the Growth and Environmental Management Department including a reduction of 5.75 positions due to a decline in permitting activity providing a savings of \$463,957.
- ◆ Funding for the replacement of the Solid Waste Facility Learning Center in the amount of \$105,000.
- ◆ Providing \$800,000 for the replacement of stormwater system vehicle and maintenance equipment.
- ◆ An increase in cost for the electronic recycling in the amount of \$115,594.
- ◆ Continuing funding for the non profit "Keep Tallahassee Beautiful" in the amount of \$21,375.

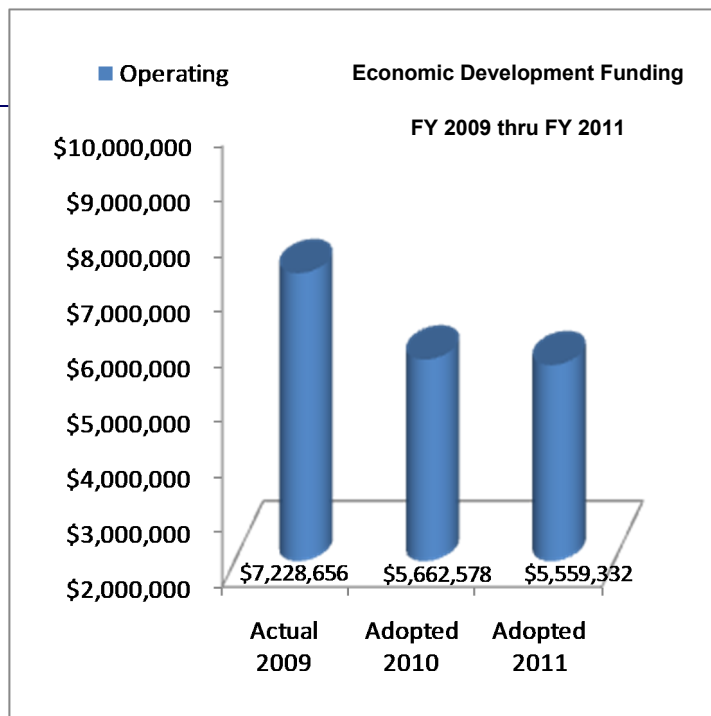
Economic Development



Economic Development operations funded for Fiscal Year 2010/2011 represent a broad range of services provided by Leon County designed to develop and improve the economic condition of the community and its citizens. This includes services provided by the Tourist Development Council, the Economic Development Council, Veteran Services, and Housing Services. Leon County is also the primary contributor to the Community Redevelopment Areas (Frenchtown and Downtown).

Funding

In Fiscal Year 2010/2011, the Board of County Commissioners in support of economic development operations allocates a total of \$5,559,332. This is a 2% reduction from the prior year funding and represents almost 2% of the total Fiscal Year 2010/2011 budget. The reduction in funding is primarily due to the drop in tourist development tax revenue caused by the slow economy.



County Fact:

Since FY 2002 Leon County has provided \$12.2 million to the Frenchtown and Downtown community redevelopment areas.

2011 Highlights

Key highlights of the Fiscal Year 2010/2011 operating budget, with respect to economic development services include:

- ◆ Level funding for the Community Redevelopment Areas (Frenchtown and Downtown) in the amount of \$1.8 million.
- ◆ Continued funding for the Economic Development Council in the amount of \$199,500.
- ◆ Continued support and funding for the Veteran Services program in the amount of \$290,461.
- ◆ A decline in funding for the Tourism Development due to a decrease in bed tax revenue associated with the weak economy in the amount of \$113,321.
- ◆ Continued funding of the Summer Youth Employment Program at a cost of \$73,943.

Court Services

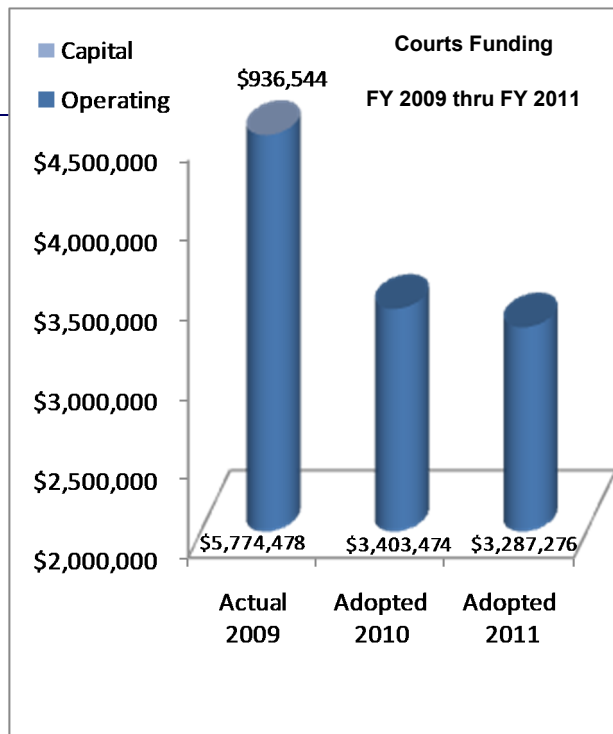


Court operations funded for Fiscal Year 2010/2011 represent a broad range of services provided by the Judicial Branch of Leon County government. This includes services provided by the Second Judicial Circuit of the State of Florida, the State Attorney and the Public Defender. The County Constitutional Office of the Clerk of the Court also provides services in support of the Judicial Branch of government. Beginning July 1, 2004, the County's role in support of the Courts changed significantly with the implementation of Revision 7 to Article V of the state constitution. The County is obligated to fund a number of items, including facilities, technology and court security.

Funding

In Fiscal Year 2010/2011, the Board of County Commissioners in support of the Judicial Branch allocates a total of \$3,287,276 for court related operations. This is a 3% decrease from the previous fiscal year and represents almost 1% of the total Fiscal Year 2010/2011 budget.

NOTE: Capital funding for Court related expenses are contemplated in the General Government Section. At year end in compliance with Article V reporting requirements expenses related to security, management information, communication, facilities management capital construction and other required expenditures are realigned to judicial cost centers. These costs are then reflected in the FY 2009 actual column.



County Fact:

In the summer of FY 2010, renovations totaling \$3.2 million were completed at the Traffic Court building, including the construction of two new courtrooms and associated office space.

2011 Highlights

Key highlights of the Fiscal Year 2010/2011 operating budget, with respect to court related services include:

- ◆ A reduction in the Juvenile Assessment Payment to the State in the amount \$150,000.
- ◆ Continued funding in the amount of \$37,000 each to the State Attorney and the Public Defender offices to pay for first appearance attorneys to alleviate jail capacity.
- ◆ Continued funding of Teen Court, Law Library, Legal Aid, and the Guardian Ad Litem (GAL) program.
- ◆ As reflected in the FY 2009 actual expenditures, the County spent more than \$6.7 million annually for central services from other departments such as MIS and Facilities Management plus capital construction costs in support of the court system.

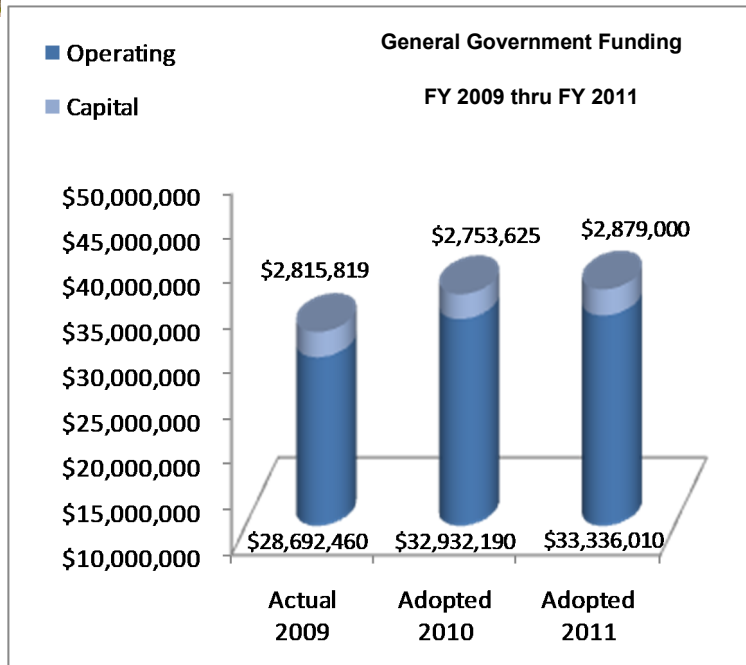
General Government Services



General government operations and capital projects funded for Fiscal Year 2010/2011 represent a broad range of general services provided by Leon County. This includes services provided by the legislative and administrative branches of County government like the County Commission and the County Administrator. Additionally, general government funding is allocated in support of services provided by the Property Appraiser, the Tax Collector, the Supervisor of Elections, and the County Attorney.

Funding

In Fiscal Year 2010/2011, the Board of County Commissioners in support of the general government services allocates a total of \$36,215,010 for general government operations. This is a 1% increase from the previous fiscal year and represents almost 15% of the total Fiscal Year 2010/2011 budget.



County Fact:

Of like sized counties, Leon County has the lowest net budget per capital at \$720.

2011 Highlights

Key highlights of the Fiscal Year 2010/2011 operating budget, with respect to general government services include:

- ◆ An increase in funding for the County Attorney's Office in the amount of \$148,844 to fund two positions, an Assistant County Attorney and a Legal Assistant.
- ◆ Funding for a Human Resources position to coordinate the Project Search Program in the amount of \$41,571 where disabled high school student ready for graduation will gain work experience.
- ◆ Funding for an Energy Coordinator position in the Sustainability Program in the amount of \$78,721.
- ◆ The allocation of \$454,000 for façade improvements to the Huntington Oaks Plaza, the location of the Lake Jackson Branch Library.
- ◆ Appropriating \$400,000 for the replacement of electronic voting equipment.

Other Expenses & Debt Services



Non-operating funding is provided by the Board of County Commissioners for those activities for which costs do not apply solely to any specific County department's function, but are either applicable to the operation of County government as a whole, or are provided for the public good. The County employees responsible for the administration of these programs are presented in specific County Administrator department budgets.

In Fiscal Year 2010/2011, the Board of County Commissioners allocates \$32,111,004 for non-operating expenses, including reserves, and reflects a 11% decrease over the previous fiscal year. The decrease reflects the utilization of \$3.8 million in budgeted capital reserves. In FY 2008, \$40.5 million in capital reserves were established to fund long-term capital needs for five to eight years. These reserves will be depleted by FY 2014/2015. This allocation represents approximately 13% of the total Fiscal Year 2010/2011 budget.

Non-Operating expenditures support the various County activities which include: Fleet Management, countywide communication services and infrastructure, risk management and insurance programs, and reserve and contingency funding for a multitude of County programs and activities.

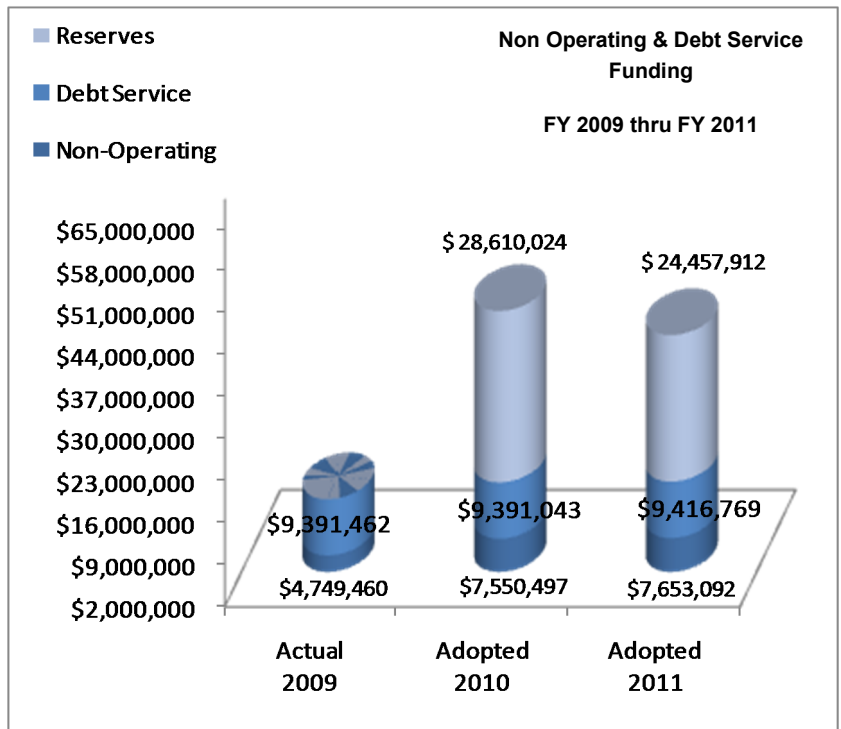
County Fact:

Last year Fitch rating reviewed Leon County's debt service and financial condition during the recession and due to the strong financial position maintained the AA- bond rating.

Debt Service

The various Debt Service Funds account for the debt service, including the accumulation of resources and payment of principal and interest, associated with the existing bonds previously issued by the County.

In Fiscal Year 2010/2011, the Board of County Commissioners for debt service expenses allocated a total of \$9,416,769. Due to the County's level debt service this is less than half a percent increase over the prior fiscal year. This allocation represents approximately 4% of the total Fiscal Year 2010/2011 budget.



**Leon County Government
Fiscal Year 2011 Budget**

**Service Cost Distribution of Ad Valorem Taxes
(Median Value Single Family Home in Leon County)**

The following table shows the monthly costs for County Government services paid for with property tax revenue. The example depicts the FY 2011 taxable value of a median priced home (\$181,779) with a \$50,000 homestead exemption as specified in the January 2008 voter approved property tax reform referendum. Valuations increased from FY 2010 due to the 2.7% CPI increase in Save Our Homes homestead values.

Services	FY 2011 Ad Valorem Tax Bill \$1,100	FY 2011 Monthly Cost	FY 2011 Percent of Ad Valorem Taxes
Sheriff - Law Enforcement	\$ 278.29	\$ 23.19	25.30%
Sheriff - Corrections	260.44	21.70	23.68%
Emergency Medical Services	65.87	5.49	5.99%
Health & Human Services	62.50	5.21	5.68%
Library Services	58.37	4.86	5.31%
Facilities Management	55.41	4.62	5.04%
Tax Collector	39.68	3.31	3.61%
Property Appraiser	38.47	3.21	3.50%
Management Information Services	35.78	2.98	3.25%
Administrative Services ¹	27.71	2.31	2.52%
Other Criminal Justice (Probation, DJJ)	26.65	2.22	2.42%
Supervisor of Elections	25.40	2.12	2.31%
Veterans, Volunteer, Agricultural Co-op, Planning	19.39	1.62	1.76%
Community Redevelopment - Payment	15.90	1.33	1.45%
Board of County Commissioners	12.16	1.01	1.11%
Clerk of the Circuit Court	10.27	0.86	0.93%
Other Non-Operating/Communications	9.24	0.77	0.84%
Line Item Agency Funding	9.14	0.76	0.83%
Geographic Information Systems	8.85	0.74	0.80%
Court Administration and Other Court Programs ²	8.64	0.72	0.79%
Capital Projects	7.93	0.66	0.72%
Risk Allocations	7.74	0.64	0.70%
Mosquito Control	6.77	0.56	0.62%
Budgeted Reserves	3.89	0.32	0.35%
Purchasing/MWSBE	3.18	0.26	0.29%
Sustainability	2.34	0.19	0.21%
Total	\$ 1,100.00	\$ 91.67	100.00%

1. Administrative Services include: County Administration, the County Attorney's Office, Intergovernmental Affairs, the Public Information Office, the Office of Management and Budget, and Human Resources.

2. Other Court Programs included the State Attorney, the Public Defender, and funding for the Jail Detention/Mental Health Coordinator positions and diversionary programs.

Priorities, Goals and Objectives

Mission Statement

Leon County Government is dedicated to preserving and enhancing the outstanding quality of life which has made our community a desirable place to live, work and raise our children. Through the provisions of cost effective superior services, County Government will ensure the promotion of orderly growth for the economic health and safety of its citizens.

Core Values

- **Leadership** - Empower employees to do their best.
- **Quality** - Provide superior services by commitment to continuous improvement.
- **Customer Satisfaction** - Be enthusiastic and attentive in providing services.
- **Employee Satisfaction** - Value employees by supporting a diverse, motivated and involved workforce.
- **Professionalism** - Deliver services in an honest, respectful and impartial manner.

Long Term Strategic Planning Efforts

- Board Retreat Priority Setting
- The Tallahassee-Leon County Comprehensive Plan
- Blueprint 2000
- The Stormwater-Watershed Agreement
- Stormwater and Transportation
- Long-term Space Plan including Branch Libraries

Retreat Priority Setting: Annually, the Board of County Commissioners conducts a retreat in December to establish priorities for the upcoming fiscal year. Over the past several years, the priority setting has also established a number of long-term issues that are multi-year in nature. The Board annually reviews the on-going issues and affirms those that still need to be addressed. Specifically, the Board has identified the following issues that are multi-year in nature:

- Economic Development
- Climate Change and Sustainability
- Protection of Water Bodies Countywide
- Comprehensive Program to Address Recidivism Reduction
- Revenue Diversification
- Southern Strategy
- Functional Consolidation
- Fire/EMS Merger & Joint Dispatch Facility
- Primary and Mental Health Care for the Uninsured
- Increasing Citizen Input

Through priority setting process, the Board establishes areas in which staff resources should be directed. In addition, the priority setting process allows the community to understand what some of the more significant issues the Board is attempting to address.

The Tallahassee-Leon County Comprehensive Plan: The Tallahassee-Leon County Comprehensive Plan was adopted on July 16, 1990. The Comprehensive Plan contains three volumes. Volumes II and III contain the data and analysis on which the Goals, Objectives, and Policies of Volume I are based. Volume I provides guidance in evaluating individual development proposals within a defined growth management strategy. The Goals, Objectives, and Policies within Volume I also provide the basis for the individual development regulations formulated to implement this plan. The Comprehensive Plan is a dynamic document which is presently amended on a biannual basis.

Contained within the plan are specific elements addressing:

- Transportation
- Utilities
- Conservation
- Parks and Recreation
- Housing
- Historic Preservation
- Intergovernmental Coordination
- Capital Improvements
- Economic Development
- Education

Within each of these areas are specific levels of service that need to be maintained. For example, the plan provides a different level of service requirements as it relates to acres of park land per citizen and volume of traffic on road segment types. For the Board of County Commissioners, the plan provides one key aspect in determining long-term funding decisions. A number of capital projects are determined based on the need to maintain or improve a certain level of service. Without this maintenance of effort, various aspects of land development can not occur. In accordance with state law, the plan must contain a financially feasible capital improvement element (CIE). This CIE is developed from the adopted capital improvement element of the budget. As part of this effort, the County changed the CIE adoption cycle to coincide with the adoption of the budget.

Priorities, Goals and Objectives

Blueprint 2000: The residents of Leon County approved the sales tax extension in 2000 for a period of 15 years. Blueprint 2000 provides a list of long term capital improvement projects to be supported through the extension. The projects include roads, parks and water quality. The actual implementation mechanism of the programs is through a joint governmental agency consisting of the City and County Commissions. The program is staffed by the County Administrator and City Manager who in turn have an executive director running the day to day operations. Due to the recession and continuing weak economy, sales tax revenue forecasts for Blue Print 2000 have been revised downward by an estimated \$150,000 million. The Interlocal Agency (Joint City and County Board) met in 2008 and reduced projects accordingly.

Stormwater/Water Quality Management: During recent years, the County has undertaken numerous efforts to address water quality issues. Most significantly, on February 22, 2005, the Board approved an Interlocal Agreement with the City regarding the creation and operation of a watershed protection plan. The Agreement established the multi-agency Watershed Management Policy Board (Policy Board) to eliminate inconsistencies, improve environmental protection, and provide a more efficient use of County and City financial resources.

The Policy Board is comprised of one County Commissioner, one City Commissioner, one representative of the Leon County Science Advisory Committee, a professor from Florida State University or Florida A&M University with credentials relevant to the subject of stormwater and watershed management, and one private citizen who has knowledge of stormwater issues and directly engaged in permitting in the County and/or City. The Policy Board is assisted by a technical support staff comprised of one County stormwater director or appointee, one City stormwater director or appointee, a staff member of the Northwest Florida Water Management District, a staff member of the Florida Department of Environmental Protection, and a member of the Florida Lakes Management Society with a background in a relevant scientific field.

The Policy Board serves in an advisory capacity to both the County and the City to coordinate and monitor the implementation of the short- and long-term water quality improvement goals. In the short-term, the Policy Board is charged with reviewing approaches in which countywide stormwater quality standards may be implemented, including:

- Comprehensive review of all County and City stormwater data and systems
- Review of all structural and non-structural capital projects (stormwater) in Leon County
- Review of the existing regulatory and fee structure
- Recommend project and policy improvements to County and City
- Strong public education campaign for water quality protection

During their first four years, the Policy Board is charged with drafting specific Watershed Management Plans for approval by the County and City that will lead to consistency in the quality and standard of stormwater throughout the County. The Policy Board will, over the long-term, assist the County with monitoring the implementation of the recommendations. The Policy Board's long-term responsibilities also include providing an annual report to the Board, ongoing data collection, and oversight of stormwater and water quality data. After the presentation of the 2007 annual report the Board provided funding for a Water Atlas program, which allows staff and the public access to detailed water quality information within a Geographic Information System. The Water Quality Atlas was successfully launched in FY 2009 and is continually updated.

Economic Development: Economic Development continues to be the Board's top priority. In the spring of 2006, Leon County Board of County Commissioners committed over \$1 million to the growth of the local economy. The Board formed the Business Accelerator Oversight Committee (BAOC) comprised of business and academic leaders of the community to develop a program that focuses on the growth of local businesses. This program is now functioning independently and provides bi-annual reports to the Board on their activities.

During FY 2009, the Board adopted a \$14.3 million Leon County local economic stimulus plan to create more than 174 jobs in the county. The plan included constructing the new Woodville and Eastside libraries; purchasing of the Huntington Oaks Shopping Center for the expansion of the Lake Jackson Branch Library; expanding the Northeast and B.L. Perry libraries; completing the Buck Lake Road improvements; and appropriating \$3.5 million in matching funds for anticipated federal stimulus funds. This, in addition to the \$69 million in existing projects funded by the Board, such as the Joint Dispatch Center and road resurfacing, will create/maintain a total of 809 jobs in the community.

In FY 2010, major components of the stimulus package were initiated with the purchase of the Huntington Oaks Plaza, the commencement of expansions to the Northeast and B.L. Perry Libraries, ground breaking occurred at the new Eastside library site, and letting of the contract for improvements to Buck Lake Road.

Stormwater and Transportation: On January 29, 2009, the Board held a workshop to address deficiencies associated with the stormwater and transportation systems. The workshop included an extensive review of existing regulations and policies. As a result, the Board developed a long term plan to address flooding issues and impairments to the transportation system. During FY 2009 and continuing through FY 2015, the Board has committed an additional \$8.7 million in corrective projects to improve the stormwater and transportation systems.

Long-Term Space Planning: Courthouse - In accordance with Florida Statutes, the Board of County Commissioners is responsible for providing adequate space, inclusive of courtrooms, for the judiciary. The judiciary includes the courts, the Clerk of the Circuit Court, the State Attorney and Public Defender. To address the long-term space needs of the judiciary, the Board acquired the Bank of America (BOA) facility. As part of the acquisition, the Board maintained the existing tenants. This allows the County to continue to draw revenues to offset the on-going operational cost of the facility, as well as, pay a portion of the debt service. The space implementation plan involved moving Constitutional Offices, such as the Property Appraiser, the Supervisor of Elections, the Tax Collector the Clerk's Finance Division and the Board's Human Resources Department to the BOA facility for the creation of needed courtrooms. In addition during FY 2008, the Clerk's court functions were consolidated to the first floor of the courthouse to provide for operational efficiencies and better service to the public. The Board recently completed extensive renovations at the Traffic Court facility to provide two additional traffic courtrooms, judicial office space, and new office space for the Guardian Ad Litem program. The relocation of Guardian Ad Litem to the Traffic Court building will allow for additional rental space in the BOA building.

Priorities, Goals and Objectives

Branch Libraries –As stated previously, the Board approved the expansion of three branch libraries: Northeast, B.L. Perry and Lake Jackson. Both the Northeast and B.L. Perry are the most used libraries and are undersized based on population standards. The Huntington Oaks Shopping Center was acquired for the expansion of the Lake Jackson Library, and to construct community rooms for the public. Additional rental space within the shopping space will offset a part of the cost of purchasing and maintaining the property.

Records Storage – In FY 2009 the Board has provided \$250,000 in funding to renovate an existing county-owned facility to combine records storage for Board and Constitutional offices. The consolidation process was completed during FY 2010. Anticipated pay back of this effort is four years. The facility has room for accommodating more storage, and out year funding has been contemplated for the planning and construction of additional storage space.

Sustainability: In FY 2009, the Board of County Commissioners created the Office of Sustainability. This office was created to address the County's impact on Climate Change, and to promote a sustainable community. The office serves to lead internal government operations and works to support sustainability efforts in the community. The Office of Sustainability provides leadership, education, policy analysis, project development, and measurement and accountability for the County's sustainability efforts. The office is a resource for County operations and community residents for topics relating to energy conservation, waste reduction and recycling, green building practices and products, greenhouse gas emissions and more. In May 2010, the County hosted a Sustainable Communities Summit. This event, built on efforts from the previous 2008 Climate Action Summit, educated attendees on the benefits and necessity of developing a sustainable community. The Summit featured presentations and workshops on fostering a sustainable economy and the importance of sustainable food systems, two key aspects of a sustainable community. In addition, the program successfully created a series of community gardens, and launched the Leon Energy Assistance Program (LEAP) which will allow property owners to finance energy efficiency improvements.

Long-Term Non Financial Goals

Goals	Objectives	Actions
Economic Development	<ul style="list-style-type: none"> • Attract businesses to Leon County • Attract and retain jobs • Grow and sustain local businesses • Increase tax base * Southern Strategy 	<ul style="list-style-type: none"> • Provided matching grant funding to support extending the StarMetro bus services on Mahan Drive • Continued funding for the Economic Development Council • Continued funding of Minority Women Small Business Program
Jail Population Reduction	<ul style="list-style-type: none"> • Reduce costs associated with operating the county jail * Comprehensive program to address recidivism reduction • Early intervention 	<ul style="list-style-type: none"> • Provided funding for the Palmer Monroe Teen Center • Provided funding for Detention Review Coordination to focus on probation violators • Provided funding for Mental Health Coordination for the development of a comprehensive mental health program • Continued support of Teen Court and other diversionary programs • Continued funding for the Public Safety Coordinating Council to make annual recommendations to reduce inmate population
Sustainability	<ul style="list-style-type: none"> • Reduce GHG emissions • Civic engagement and education • Implement ICLEI milestones • Resource Conservation * Protection of water bodies countywide 	<ul style="list-style-type: none"> • Established the Task Force (citizens group) to provide staff guidance relative to sustainability issues • Implemented a pilot weatherization loan program - Leon Energy Assistance program (LEAP) • Approved four community garden sites: Ft. Braden and Miccosukee community centers, Orange Avenue Health Department, and the Second Harvest Food Bank • Installed fuel monitoring devices in 220 County vehicles • Provided funding for an Energy Coordinator position
Fiscal Responsibility	<ul style="list-style-type: none"> • Make program funding self sustainable when possible • Minimize debt * Revenue diversification 	<ul style="list-style-type: none"> • Implemented the onsite drug and alcohol testing program that is self-funded through client service fees • Continued to look at revenue diversification strategies to off-set the use of general revenue such as fee increases and rental income
Growth Management	<ul style="list-style-type: none"> • Continue to improve permitting process • Provide infrastructure and related improvements to handle additional system capacities such as transportation • Maintain the quality of environmental features by mitigating development impacts 	<ul style="list-style-type: none"> • Established a dual track site and development plan review and approval process • Enacted proportionate share program for developers to pay pro rata portion of required roadway capacity improvements • Updated septic tank regulations to mitigate impacts to groundwater
Organizational Efficiency	<ul style="list-style-type: none"> * Functionally consolidate like services and programs with the City of Tallahassee * Fire/EMS merger and Joint Dispatch Facility • Provide quality services with the least cost possible * Increase citizen input 	<ul style="list-style-type: none"> • Reduced the FY10/11 budget by 1.23% under the FY09/10 budget • Shared and compared performance measurement data with more than 50 other Florida local governments members through the Florida Benchmarking Consortium for improved service delivery • Reorganized the department of Growth Management • Reorganized the Teen Court program • Continued discussions with the City to consolidate the Minority/Women Small Business Enterprise and the Growth Management functions
Culture and Recreation	<ul style="list-style-type: none"> • Encourage and support amenities that make the County a desirable place to live 	<ul style="list-style-type: none"> • Provided funding for the expansion of the Northeast and B.L. Perry branch libraries, the construction of the Eastside and Woodville branches; and acquisition of the Huntington Oaks building for Lake Jackson branch • Continued funding for the Council on Culture and Arts
Health and Human Services	<ul style="list-style-type: none"> * Primary and mental health care for the uninsured 	<ul style="list-style-type: none"> • Continued funding for the Health Department, Bond Clinic, Apalachee Center, FAMU Pharmacy, and other Primary Health Care programs (Women & Children's health, Healthy Start, WeCare and Neighborhood Health Services)

Note: Board priorities for FY 2011 are highlighted and starred in bold.

Summary of Division/Program Goals and Performance Measures

The following is a compilation of all the County Departments' goals and performance measures. Performance measures are used to determine if short and long-term goals and objectives are accomplished. Performance measure data is detailed on individual division pages in the departmental sections of the budget book.

Legislative/Administrative	
County Administration Goal	To provide leadership and direction to County employees, to facilitate the implementation of Board priorities and policies and to manage the operation of County functions to ensure the delivery of cost effective, customer-responsive public services within the bounds of available resources
County Attorney Goal	To provide high quality legal representation to the Board of County Commissioners, all departments and divisions under the Board, the County Administrator and certain boards and other officials of Leon County as directed by the Board of County Commissioners.
OMB Goal	To continuously enhance the quality of County services by optimizing the use of county financial resources through the effective provision of planning, policy analysis, budget development and program evaluation services to benefit citizens, elected officials and staff
<i>Performance Measures</i>	Meet all requirements of FL Statutes 129 and 200 (Truth in Millage) Forecast actual major revenue source within 5% of the budget (actual collections as a % of budget) Process budget amendment request within 2 business days or the next scheduled Board meeting (% is an estimate) Submit 2 semi-annual performance reports by May 30 and November 30 Review all agenda items in less than 2 days 95% of the time
Risk Management Goal	To provide customers with courteous and professional services, in the risk management area.
<i>Performance Measures</i>	Investigate worker's compensation accidents and report findings and corrective action Provide one safety/loss control training quarterly as training needs are identified by program areas Investigate auto accidents and report findings and corrective action Coordinate Safety Committee monthly to identify accidents trends and recommend preventative training as appropriate
Human Resources Goal	Dedicated to supporting the County's goals by providing high quality, cost effective, innovation and practical solutions and consultation services to meet the needs of Leon County employees. This is accomplished by formulating effective Human Resources strategies, policies, procedures, services and programs.
<i>Performance Measures</i>	Average days to fill vacant positions Average Turnover Rate # of requisitions created, and or recruited for vacant positions # of qualified applicants per requisition # of positions filled internally # of positions filled from outside sources # of employees attending county-sponsored training events # of positions evaluated for external competitiveness and internal equity # of Annual Performance Appraisals completed
Public Services	
Intergovernmental Affairs Goal	To effectively serve the residents of Leon County by providing leadership, coordination and assistance to divisions to facilitate the delivery of services consistent with Board policy. This will ensure that divisions receive the resources, guidance, and support needed to provide superior services in a cost effective and efficient manner.
<i>Performance Measures</i>	# of news releases to promote County services # of press conferences, and community meetings and events # of CHSP training sessions for applicant agencies # of CHSP site visits conducted Leveraging ratio of grant funding to County matching dollars

Summary of Division/Program Goals and Performance Measures

Public Services Cont'd	
Library Services Goal	To enrich the community by inspiring a love of reading, providing a dynamic resource for creative and intellectual pursuits, and enabling residents to live a life of learning.
<i>Performance Measures</i>	# of total library visits
	# of library uses
	# of items in library collection
	# of total material circulation
	# of total number of computer uses
	# of new volumes cataloged
	# of Library programs held
	# of Library program attendance
Cooperative Extension Goal	To provide research based educational programs and information on horticulture, agriculture, natural resources, forestry, family & consumer sciences, and 4 H youth development; in addition, empowering citizens of Leon County to make decisions and behavior changes which contribute to an improved quality of life and a more sustainable community.
<i>Performance Measures</i>	# of group learning opportunities provided
	# of pesticide applicator continuing education units (CEUs)
	# of residents receiving environmental technical assistance
	# of limited resource citizens receiving nutrition assistance
	# of residents receiving FCS technical assistance
	# of volunteers hours provided by Extension trained volunteers
	# of youths involved in 4-H Clubs activities
	# of residents receiving 4-H technical assistance
Health & Human Services Goal	To provide funding and oversight of health and social service activities provided to Leon County residents consistent with State mandates, Board policies and Leon County's Mission.
<i>Performance Measures</i>	# of individuals served by the Direct Emergency Assistance Program
	# of women assisted through the Choose Life grant program
Volunteer Center Goal	To strengthen individuals and organizations in our community through volunteerism.
<i>Performance Measures</i>	# of citizen volunteers coordinated
	# of volunteer hours contributed by citizens
	# of community-wide service projects/events coordinated
	# of site visits to community-based organizations
	# of participants who successfully complete the volunteer management certification course
Housing Services Goal	To provide the very low, low, and moderate income citizens of the unincorporated areas of Leon County with safe, sanitary, and affordable homes through the provision of funds for home rehabilitation, home replacement, down payment and closing costs assistance, foreclosure prevention, homestead loss prevention, disaster recovery, and home buyer and home owner counseling. Housing Services serves Leon County residents with professionalism, management, leadership, and support consistent with the Board policy and the mission of Leon County.
<i>Performance Measures</i>	# of total housing rehabilitation inspections performed
	# of clients receiving Down Payment Assistance
	# of clients receiving Foreclosure Prevention Assistance
	# of housing units receiving Home Rehabilitation
	# of housing units receiving Home Replacement
	Total Housing Grant Dollars Administered
Veterans Services Goal	To counsel and assist veterans and their dependents with processing benefits claims and obtaining other benefits entitled to them through the United States Department of Veterans' Affairs and other Federal Government Agencies as well as serve as the Veteran Liaison for the local community.
<i>Performance Measures</i>	# of clients served (in person)
	# of clients served (outreach)
	Monthly client benefit payments (retroactive)
	Monthly client benefit payments (recurring)
Primary Health Care Goal	To effectively serve the residents of Leon County by providing primary health care services to low income and uninsured Leon County residents in an efficient and cost effective manner.
<i>Performance Measures</i>	Reported # of patients receiving Primary Healthcare services
	Value of prescriptions filled through contracts associated with Primary Healthcare
	Reported # of Referrals to WeCare (Capital Medical Society)
	Value of specialty care provided through contracts associated with Primary Healthcare

Summary of Division/Program Goals and Performance Measures

Public Services Cont'd	
Housing Finance Authority Goal	The goal of Housing Finance Authority (HFA) is to consider Leon County affordable housing financing for owner-occupied single-family units, multi-family housing units, townhouses and condominiums. This consideration includes the sale of taxable bonds once approved by resolution of the Board of County Commissioners.
EMS Goal	To provide clinically superior, compassionate, cost-effective emergency medical services to all citizens and visitors of Leon County; regardless of social economic status, utilizing the latest technologies and medical care standards, within the bounds of available resources.
<i>Performance Measures</i>	% of calls within urban areas responded to within 8 minutes/59 seconds # of calls within suburban areas responded to within 12 minutes/59 seconds # of calls within rural areas responded to within 17 minutes/59 seconds
Planning Department Goal	To provide accurate information, creative, and effective planning recommendations and expertise in the areas of long range land use, environmental and transportation planning, and in land use administration to the City and County governments, the Planning Commission, appointed boards and committees, residents, and businesses.
<i>Performance Measures</i>	# of Land Use Applications Processed, including Site Plans, Text Amendments, Subdivisions, Plats, etc. (City and County) # of Rezonings, PUDs Processed # of Comp Plan Amendments Analyzed and Processed # of SF of Non-Residential Development Permitted in the Southern Strategy Area # of Residential Dwelling Units Permitted within the Southern Strategy Area # of GIS Layers Actively Maintained
Office of Sustainability Goal	The goal of the Office of Sustainability is to initiate and maintain a commitment to sustainable practices through innovative leadership and cooperative partnerships within Leon County operations and our community.
Tourist Development Goal	To enhance the local economy and quality of life through the benefits associated with a strong visitor industry by maximizing the number of visitors, length of stay of visitors, and the economic impact of visitors to Leon County.
<i>Performance Measures</i>	Number of total visitors to Leon County Tourist Development Tax per penny Total Direct Visitor Economic Impact Number of nights spent in the Tallahassee-Leon County area on average
Growth & Environmental Management	
GEM - Permit & Compliance Services Goal	To administer, centralize, coordinate and facilitate licensing code compliance, citizen review boards, and growth and environmental management services to residents, property owners and land development professionals served by the Department of Growth and Environmental Management, in order to achieve compliance with adopted ordinances and policies.
<i>Performance Measures</i>	# of permit applications received and processed % of Code Enforcement Board orders prepared and executed within 10 working days # of walk-in customers # of permits issued or approved # of calls processed Total fees received
Support Services Goal	To provide the administrative direction and support necessary to enable the Department to serve the public, governmental entities, and the development and environmental communities by managing growth and protecting the natural environment through public information and assistance, development review and permitting activities, and other compliance related services consistent with all applicable County and State plans, regulations, and policies.
Building Inspection Goal	To ensure a safely built environment for the public within the unincorporated area of Leon County. Building Inspection effectively and efficiently obtains compliance with appropriate construction codes through permit issuance, plans review, inspections, use of automation technologies and training; all to be performed in a customer and staff sensitive manner.
<i>Performance Measures</i>	# of building inspections performed # of miles between each inspection Average minutes per inspection on construction site # of plan reviews performed % of inspections completed on time # of permits issued % of permit requests completed within 30 days Building inspections per day per inspector Plan reviews per plan reviewer per day

Summary of Division/Program Goals and Performance Measures

Growth & Environmental Management Cont'd	
Environmental Compliance Goal	To provide high quality technical and scientific permitting and review services to the public and to disseminate environmental information to the public and government agencies in support of environmental protection efforts.
<i>Performance Measures</i>	# of natural Features Inventory applications reviews # of site plan reviews (environmental impacts) # of stormwater operating permits reviews # of environmental service advisor clients # of single Family Lot Environmental Permit Applications reviews # of stormwater operating permit renewals # of environmental inspections # of number of Environmental Management Act permits # of Science Advisory Committee meetings administered annually
DEP Storage Tanks Goal	To effectively and efficiently implement the Florida Department of Environmental Protection's Storage Tank Contract in a customer sensitive manner.
<i>Performance Measures</i>	# of compliance inspections # of requests for customer assistance
Development Services Goal	To protect the health, safety, and welfare of the community by ensuring that all land development activities comply with adopted zoning, design, site plan, and subdivision standards and regulations.
<i>Performance Measures</i>	# of all construction address assignments # of site and development plan reviews (Limited Partition, Type A-D) # of subdivision/ASAP & other exemption determinations # of Permitted Use Verifications (PUV) and zoning letters issued # of zoning compliance determinations for residential development # of Board and Adjustment and Appeals Requests # of Concurrency Management Certificates Issued, small and large projects # of Development Agreements & DRI Applications Reviewed # of Land Dev. Code amendments by section, presented to Board
Management Services	
Probation Goal	To restore and enhance the quality of life of its clients, and assist in making them productive and responsible citizens for a safer community
<i>Performance Measures</i>	# of average alcohol tests administered to Probation defendants per month Average End of Month Caseload Average End of Month Caseload Per Probation Officer Probation and SPTR Fees Collected (County Court Probation, alternative community service, no-show fees) and pretrial release fees (excludes alcohol fees) # of Defendants - Community Service and Work Program # of Hours Defendants Worked - Community Service and Work Program Estimated jail savings
Pretrial Release Goal	To restore and enhance the quality of life for defendants and the community at-large through continued monitoring and enforcement of court-ordered conditions of release.
<i>Performance Measures</i>	# of defendant assessed at jail to release, (per Administrative Order, or hold for first appearance), including criminal history and background # of Defendant assessment per FTE (including attendance at first appearance) # of average End of Month Caseload # of Defendant caseload managed per FTE (monthly average) # of average End of Month Electronic Monitoring Caseload # of average End of Month FTE per Electronic Monitoring Caseload Annual Operating Cost Savings in terms of Jail Bed Days
Drug & Alcohol Testing Goal	To assist county departments, the judicial system and other agencies in creating a safe and secure environment free from the adverse effects caused by abuse or misuse of alcohol and drugs.
<i>Performance Measures</i>	# of alcohol tests administered annually to court ordered defendants # of urinalysis tests administered annually to court ordered defendants # of urinalysis collections performed annually for other agencies # of DOT alcohol tests administered annually Fees collected for alcohol tests Fees Collected for urinalysis tests

Summary of Division/Program Goals and Performance Measures

Management Services Cont'd	
Facilities Management Goal	To serve the citizens of Leon County and occupants of County facilities through the provision of professional maintenance, construction, and operating services, in order to provide clean safe and fully-functional County facilities.
<i>Performance Measures</i>	\$ volume of capital projects managed in millions # of work orders opened % of work orders opened for preventative maintenance % of work orders closed within the year Total square footage of County facilities maintained
MIS Goal	To serve our end users with continually improved efficient, cost effective technology and telecommunications products, services, and information so that our customers are totally satisfied and able to fulfill their mission.
<i>Performance Measures</i>	Average number of e-mails processed each month (in millions) Approximate amount of valid e-mails (balance of e-mail spam or viruses trapped) Average monthly visits to Leon County web site % of help calls completed in one day Number of new applications/services deployed
GIS Goal	To enhance the County's Information Management capabilities to provide efficient and improved services to citizens
<i>Performance Measures</i>	Provide customer response to system and software requests within (1) hour 100% of the time Increase GIS internet applications, services and downloadable files by 20% annually Increase internet user sessions by 20% annually Provide maintenance of base map components per schedule matrix, as required. Average monthly visits to the GIS Web Site Layers of data maintained (such as aerial photography at various resolutions; addressing; streets; building footprints; contours within USA (1 ft.) and County (2 ft.); hydrography; elevation; flood zones; land use and zoning; property ownership; subdivisions; easements; census)
MWSBE Goal	To provide minority, women, and small businesses with a means of participation in Leon County's procurement process for the purpose of achieving economic parity among all Leon County vendors.
<i>Performance Measures</i>	1. Review and analyze all preliminary bids and request for proposals to determine the appropriate target within 3 days of request 95% of the time a. Total # of preliminary requests for proposals analyzed 2. Attend and present MWSBE information for all Purchasing Division pre-bid conferences 95% of the time. a. Total # of pre-bid conferences attended 3. Reviewed, analyzed and submitted all MWSBE statements within 3 days of the bid or request for proposal closing date 95% of the time. a. Total # of submitted proposals reviewed 4. Provide training to at least 25 citizens for assistance in starting, maintaining and enhancing their local business 5. % of respondents committed to meet or exceed MWSBE Aspirational Target
Purchasing – Procurement Goal	To provide timely and professional procurement services to secure requested supplies, services and commodities at a specified level of quality and at the lowest possible cost, through open and fair competition.
<i>Performance Measures</i>	% of completed requisitions for purchase orders processed within 2 days of receipt. % of bids/RFPs processed within 45 work days of receipt of request # of Purchase Orders Issued \$ Volume of Purchase Orders Issued (millions) \$ amount of Central Purchasing Office purchases per Central Purchasing FTE (2.75 FTE allocated) (millions) # of Bids Issued Purchasing Card Volume Purchasing Card Rebate

Summary of Division/Program Goals and Performance Measures

Management Services Cont'd	
Property Control Goal	To create and maintain an exemplary records and management control program for the tangible personal property of Leon County.
<i>Performance Measures</i>	Decrease the % of items not located in the annual inventory from the prior year (reflects percentage decrease in items missing from the prior year).
	# New Assets Tagged
	\$ Value of New Assets
	# of Assets at Year End
	Year End Total Asset Value
	# of Surplus Auctions
	\$ Value of Auction Proceeds
	Items Not Found In Inventory After 3 yrs - Deleted 3rd Year (Annual Inventory)
Warehouse Goal	To procure, stock and issue high turnover type items to facilitate the work routines of County departments.
<i>Performance Measures</i>	Cost per issuance
	Operational cost as a % of total dollar value of issuances (expenses / \$ value of issuances)
	# of issuances
	\$ volume of issuances
Public Works	
Support Services Goal	To effectively serve the residents of Leon County by planning, developing, and maintaining quality infrastructure. This is accomplished by delivering environmentally sensitive and cost-effective products and services in order to achieve a high quality of life that includes health and safety, human comfort, and convenience.
Transportation Maintenance Goal	To provide for the safety, comfort and convenience of the public by creating, maintaining, and managing infrastructure and programs supporting transportation, roadside beautification, and stormwater maintenance. This is accomplished through cost effective, environmentally sensitive, and aesthetically pleasing products and services.
<i>Performance Measures</i>	Perform 1,250 tons/year of major asphalt repairs
	Perform 1,000 tons/year asphalt/pothole patching
	Install and repair 7,000 sign panels annually
	Install and refurbish 75,000 sq. ft. of pavement markings and symbols with plastic
	Respond to 90% of work orders within three (3) weeks
	Grade County maintained dirt roads on a 15 day cycle
	Performs 500 tons of major repairs Open-grade mix annually
	Performs 200 tons of Open-grade mix pothole patching annually
	Performs resurfacing on 5 miles of Open-Grade Mix roads annually
Right of Way Goal	To provide for the safety, comfort, and convenience of the public by managing programs that support transportation, roadside beautification, and stormwater maintenance.
<i>Performance Measures</i>	Increase the number of Adopt-a-Road litter control groups by 2% over the prior year
	Inspect and remove high risk wood on 58 miles of Canopy Roads every three (3) years with an annual average of 19.3 miles
	Perform clear zone maintenance on 50 shoulder miles
	Pick up litter on 500 miles of roads five (5) times per year (Goal: 2,500 mi)
	Maintain 30.77 acres of landscaped area 12 times per year (Goal: 370 acres)
	Respond to 90% of work orders within three (3) weeks
	Mow 500 miles, five (5) times during the mowing season (Goal: 2,500 mi)

Summary of Division/Program Goals and Performance Measures

Public Works Cont'd	
Stormwater Maintenance Goal	To provide for the safety, comfort and convenience of the public by creating, maintaining and managing infrastructure and programs supporting transportation, roadside beautification, and stormwater maintenance.
<i>Performance Measures</i>	Respond to 90% of work order requests within six weeks Clean and reshape 225,000 feet/year of roadside ditches annually Repair 130 miles/year of shoulders annually Sod 11 miles of ditches annually Clean 19,000 feet of drainage pipes annually % of ponds mowed two times annually per County Operating Permit requirements % of conveyance systems mowed two times annually per County Operating Permit Standard
Animal Services Goal	To improve the well-being of citizens and animals through humane education, prevention, and enforcement programs for the citizens and domestic animals of Leon County.
<i>Performance Measures</i>	Increase domestic animal rabies vaccination: Measured by bite animal vaccination rates Maintain customer complaint rate at 5 per 1,000 calls received # of citations issued # of field service calls (bite and service calls including follow-ups)
Engineering Services Goal	To provide the public with professional services for the construction and maintenance of cost-effective infrastructure to enhance our community's quality of life.
<i>Performance Measures</i>	Manage staff so that not less than 60% of staff time is spent on Capital Improvement Project activities Review, permit, and inspect for completion of all projects assigned to ensure compliance with County standards Maintain subdivision plat review time to an average of 6 days or less
Mosquito Control Goal	To train and empower its employees to provide Leon County residents and visitors with effective and environmentally sound mosquito control services. Services and educational programs are provided to protect public health and reduce human discomfort associated with large mosquito populations.
<i>Performance Measures</i>	% of mosquito larva requests responded to in two days % of adult mosquito spraying requests responded to in two days % of domestic mosquito requests responded to in two days
Fleet Management Goal	To provide the best quality maintenance and repair at the most economical cost to taxpayers of Leon County.
<i>Performance Measures</i>	# of chargeable hours # of preventative maintenance services performed
Parks & Recreation Goal	To provide for the safety, comfort, and convenience of the public by creating, maintaining, and managing infrastructure and programs supporting recreation, parks and open space. This is accomplished through cost effective, environmentally sensitive and aesthetically pleasing products and efficient services.
<i>Performance Measures</i>	# of acres of invasive exotic plants removed from greenways and open spaces # of greenway acres maintained # of youths participating in sport activities
Solid Waste Management Goal	To comply with the Florida Department of Environmental Protection Operating Permit, to ensure that existing solid waste is properly contained by maintaining the surfaces of the inactive cells to reduce erosion and landfill gas emissions; Dedicated to excellent public service and responsible fiscal and environmental stewardship.
<i>Performance Measures</i>	Maximum on-site time for self-dumping vehicles Annual customer satisfaction survey score (1=very poor, 5=excellent) % of FDEP quarterly inspections found in compliance (no permit issues or violations) % of employees satisfying FDEP certification requirements # of days monthly provide all-weather roads into disposal area Tons of class III waste processed Tons of Marpan residuals disposed Tons of tire waste processed Tons of electronics waste processed Tons of wood waste processed

Summary of Division/Program Goals and Performance Measures

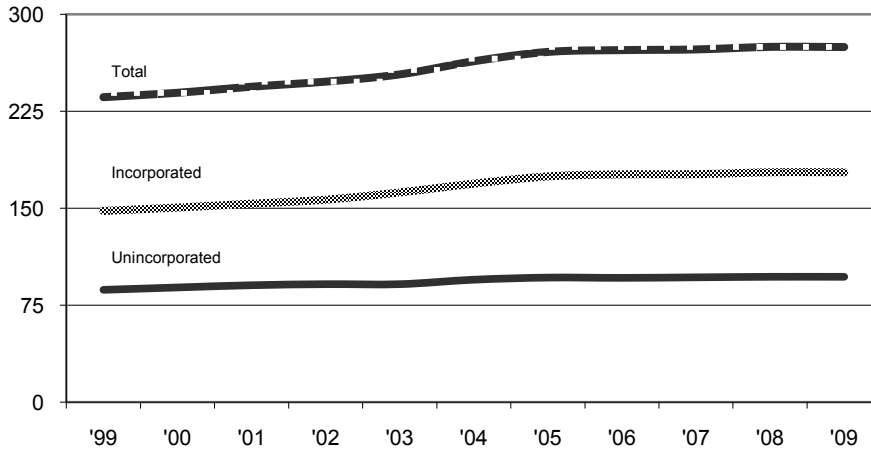
Public Works Cont'd	
Solid Waste- Rural Service Centers Goal	To serve as part of an integrated solid waste management system dedicated to excellent customer service and responsible fiscal and environmental stewardship.
<i>Performance Measures</i>	# of random load inspections per site per month
	Annual customer satisfaction survey score (1=very poor, 5=excellent)
	# of chargeable accidents for roll-off truck drivers
	# of traffic violations for roll-off truck drivers
	Average customer turn around time from gate to gate
	Average truck turn around time from gate to gate
	Tons of rural waste collected
Solid Waste- Transfer Station Goal	To remain an essential component of an integrated solid waste management system dedicated to excellent public service and responsible fiscal and environmental stewardship.
<i>Performance Measures</i>	% of operating days with waste left on the floor overnight
	Average loading time for transport trailers
	% of employees satisfying FDEP certification requirements
	% of FDEP quarterly inspections found in compliance (no permit issues or violations)
	Average net outbound load weight (tons)
	Tons of Class I waste processed
Solid Waste- Hazardous Waste Goal	To ensure that hazardous waste materials are properly managed and legally disposed in an environmentally sound manner.
<i>Performance Measures</i>	# of residents household hazardous waste disposal services provided to
	# of conditionally exempt agencies and small businesses household hazardous waste disposal services provided to
	# of off-site household hazardous waste disposal collection events
	# of pounds of potentially hazardous material processed
	# of pounds of potentially hazardous material reused or recycled
Solid Waste- Recycling Services Goal	To provide recycling services and education to residents, businesses and government in order to prevent pollution, preserve natural resources, and protect our local environment and reduce solid waste disposal.
<i>Performance Measures</i>	Rural Waste Service Center Recycling tonnage
	County Buildings/Offices Recycling tonnage
	County Schools Recycling tonnage
	County Curbside Recycling tonnage
	# of participating community-wide Recycling related events
	# of waste reduction/recycling community education presentations
	# of citizens participating in Recycling educational presentations



Community Economic Profile

Population

Thousands



Sources:

- 2009, Population Estimates and Projections from Tallahassee/Leon County Planning Department 2009
- 1998-2007, Division of Research & graphics and University of Florida BEBR, Florida Statistical Abstract 2009.

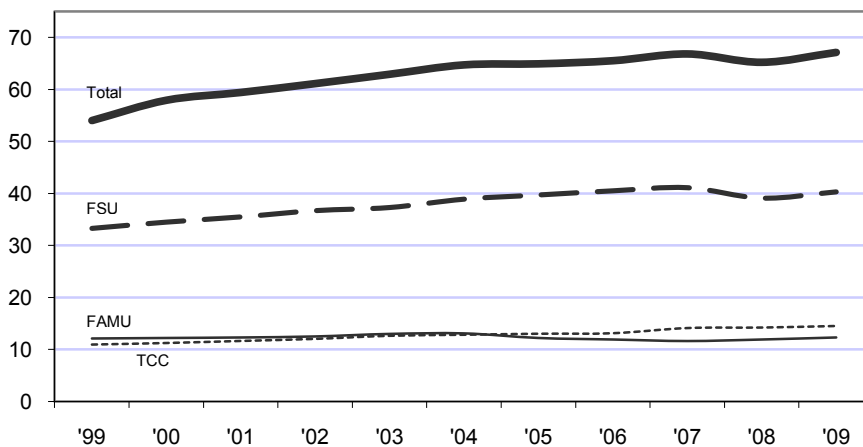
The Florida Bureau of Economic and Business Research, [Florida Statistical Abstract](#), estimated the 2009 Leon County population at 274,803 residents; 65% incorporated and 35% unincorporated. Total county population estimates had slowed to less than 1% annual growth since 2006. In 2009, there was a slight decline in population estimates. This trend is anticipated to continue over the next decade. Population estimates include higher education enrollment.

Beginning in 2006 Leon County's population began to lag the estimated state growth rate of 2.4% in 2006 and 1.8% in 2007. Both the state and county growth rates slowed to less than 1% in 2008. Since the 2000 census, the county population has increased an estimated 14.8%, while the state has grown an estimated 17.7%.

Leon County had the second highest growth rate of the neighboring counties since the last census: Wakulla (34.4%), Jefferson (12.8%) and Gadsden (12.3%).

Higher Education Enrollment

Thousands



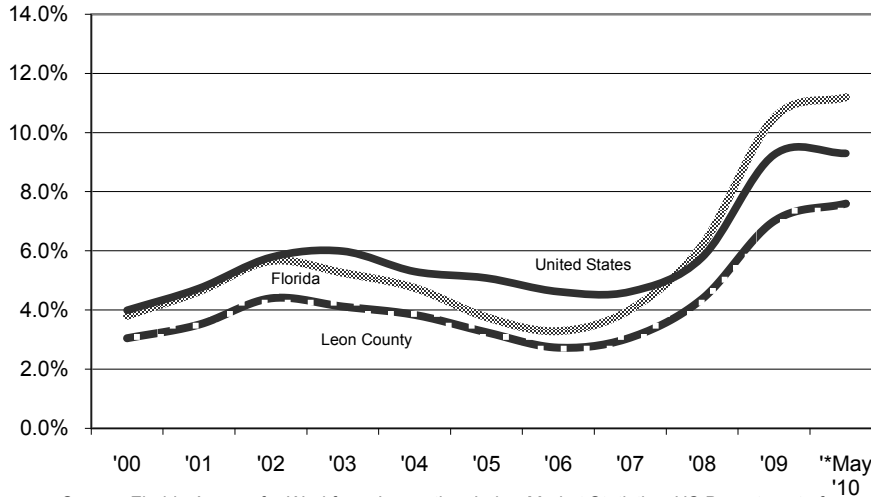
Source: Fall Enrollment Statistics from the Office of the Registrar for FSU/FAMU/TCC

Three institutions of higher learning are located in Tallahassee: Florida State University (FSU), Florida Agricultural & Mechanical University (FAMU), and Tallahassee Community College (TCC). Total enrollment for Fall 2009 rebounded from the decline in 2008 to 67,065, an increase of 3%.

In the last decade, TCC has had the highest overall average enrollment increase (2.96%), followed by FSU (2.14%) and FAMU (.79%).

Community Economic Profile

Unemployment Statistics



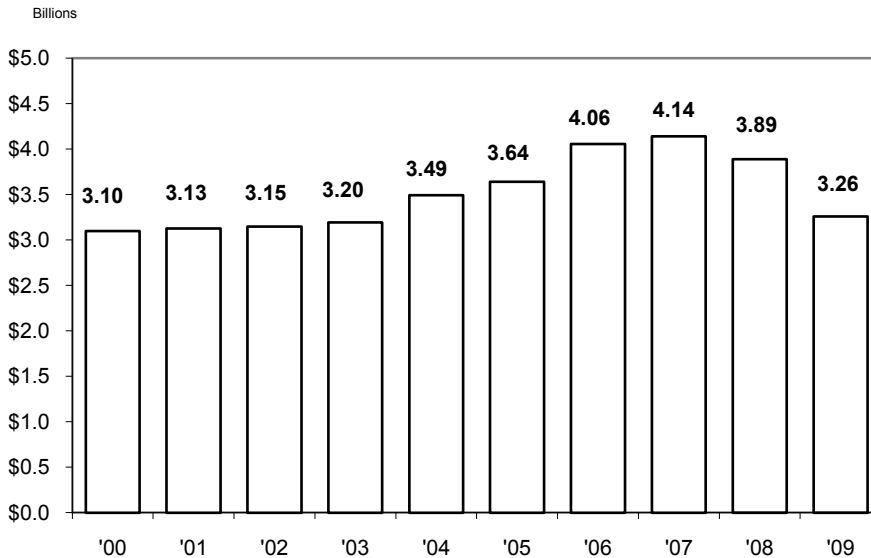
Source: Florida Agency for Workforce Innovation, Labor Market Statistics; US Department of Labor, Bureau of Labor Statistics

Unemployment rates are a traditional indicator of economic health. Leon County's unemployment rate has remained below the state and national averages for the past ten years. After increasing from 2000 to 2002, the unemployment rate decreased through 2006. In 2008, a troubled economy caused unemployment to rise nationwide. In 2009, the state of Florida experienced a 4.0% increase in unemployment compared to Leon County's 38% increase.

The recession has further increased Florida's unemployment rate to 11.2%, which is 2% higher than the current national average of 9.3%. While Leon County's unemployment rate typically trends lower than the state or national rates, the current 7.6% rate is an increase of 1% from the 7.01% unemployment rate in 2009.

*FY10 data for May only. In May 2010, Liberty County had the state's lowest rate (6.4%), followed by Monroe (7.1%), Lafayette, Okaloosa, Walton (7.4%), Alachua (7.5%), and Leon (7.6%).

Taxable Sales



Source: Florida Legislature's Office of Economic and Demographic Research for Tallahassee Metropolitan Statistical Area

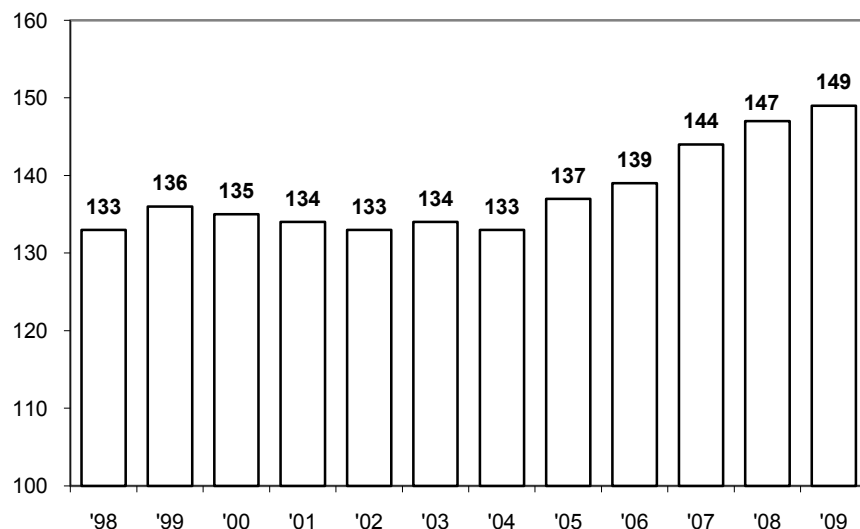
Taxable sales data are popularly used as one indicator of regional economic activity. The data is derived from sales tax returns filed monthly by retail establishments with the Florida Department of Revenue. Retail sales experienced a steady increase from 2002 to 2006 and moderated thru 2008, indicating the beginning of the current economic downturn. In 2009 taxable sales declined by \$627 million or 16%.

In 2007, taxable sales increased 2%. In 2008, taxable sales decreased 6%. In 2009, taxable sales decreased 16%.

Community Economic Profile

Total County Labor Force

Thousands



Source: Florida Agency for Workforce Innovation, Labor Market Statistics; US Department of Labor, Bureau of Labor Statistics

The local labor force consists of the total number of people employed and individuals seeking employment including those classified as unemployed.

Since 1998, Leon County's labor force has increased an average of 1% annually. The County's labor force increased 1.13% from 2008 to 2009.

The percentage of the labor force for Government has decreased since 1998, while Professional and Business Services, Education and Health Services, and Leisure and Hospitality have all increased, which reflects a more diverse economy.

Employment by Industry – 1998 vs. 2009

Industry	Employees 1998	% Labor Force	Employees 2009	% Labor Force	% Change
Government	60,800	38.30%	62,900	36.70%	3.50%
Education and Health Services	15,600	9.80%	19,500	11.40%	25.00%
Professional and Business Services	14,400	9.40%	18,500	10.80%	24.20%
Retail Trade	18,500	11.60%	17,400	10.20%	-5.90%
Leisure and Hospitality	12,400	7.80%	16,200	9.50%	30.60%
Other Services	8,000	5.00%	10,000	5.80%	25.00%
Financial Activities	6,800	4.30%	7,400	4.30%	8.80%
Construction	7,100	4.50%	7,100	4.10%	0.00%
Manufacturing	5,100	3.20%	3,800	2.20%	-25.50%
Information	4,200	2.60%	3,400	2.20%	-19.00%
Wholesale	3,400	2.10%	3,400	2.00%	0.00%
Trade, Transportation and Utilities	2,000	1.30%	1,800	1.10%	-10.00%
Total	158,800	100.00%	171,400	100.00%	7.90%

Over the past twelve years, Leon County's major industries have included Government, Retail Trade, Trade/Transportation and Utilities, and Education/Health Services. This is attributed to the support needed for the large government and higher education infrastructure in the Tallahassee Metropolitan Statistical Area (MSA).

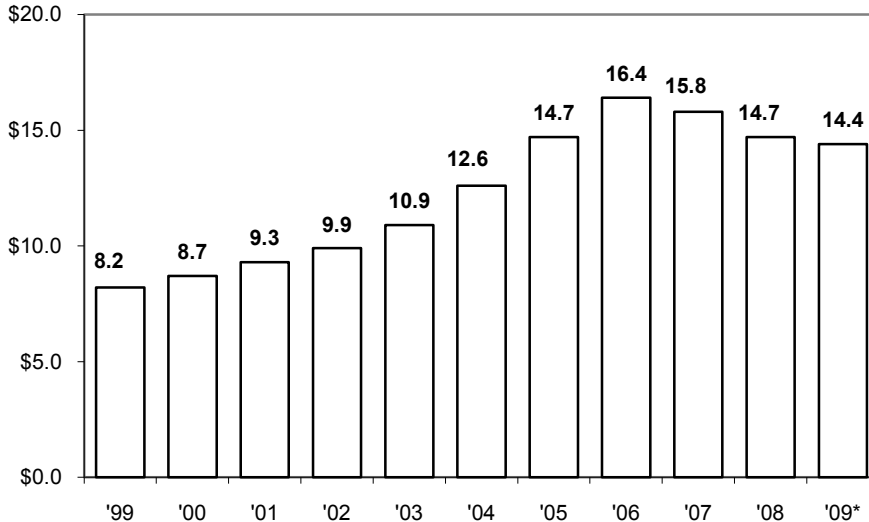
The most dramatic increase over the past decade has included Leisure and Hospitality, Education and Health Services, and Professional and Business Services. Manufacturing has seen the largest decrease.

As a whole, these industries have seen a 7.9% increase in employment over the past twelve years, with 171,400 employees in 2009.

Community Economic Profile

Taxable Value

Billions

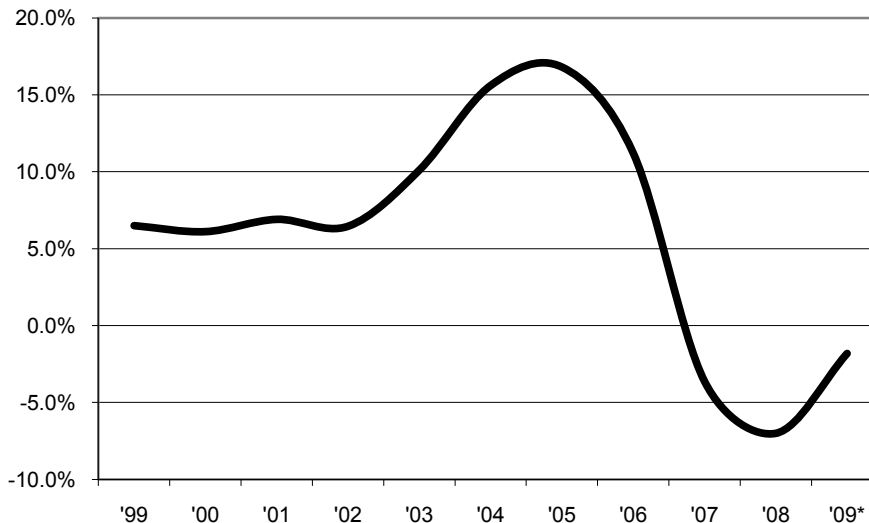


Sources: Certification of Final Taxable Value, Forms DR-422
*DR-420

Taxable values increased steadily from 1998 to 2006; however, due to property tax reform in 2007, the value of taxable property fell to \$15.8 billion. The decrease in valuation for 2009 is largely due to the recession and a repressed housing market.

Valuations from the prior year ending December 31 are used to develop the next year budget (e.g. 2009 valuations are used to develop the FY 2010/2011 budget).

Annual Percentage Change in Taxable Value



Source: Certification of Final Taxable Value, Forms DR-422
*DR-420

Property tax reform in 2007 and 2008 contributed to the first declines in taxable value percentage in over a decade. The continuing decline is due to the recession economy and the repressed housing market. In 2006 values increased by 11.2% followed by three years of decline (3.6%, 7.0% and 1.8%, respectively).

Community Economic Profile

Principal Taxpayers

2008			2009		
Name	Total Taxable Value	Total Taxes	Name	Total Taxable Value	Total Taxes
Sprint- Florida Inc./EMBARQ	\$205,886,367	\$3,938,864	Sprint- Florida Inc./EMBARQ	\$194,015,385	\$3,784,629
Smith Interest General Partnership	\$153,162,963	\$2,975,455	Smith Interest General Partnership	\$139,981,045	\$2,784,896
Talquin Electric Coop, Inc.	\$104,793,531	\$1,700,764	Tallahassee Medical Center, Inc.*	\$72,297,946	\$1,434,536
Tallahassee Medical Center, Inc.*	\$78,133,139	\$1,517,853	St. Joe Company	\$68,754,406	\$1,382,579
DRA CRT Tallahassee Center, LLC**	\$74,779,674	\$1,452,707	DRA CRT Tallahassee Center, LLC**	\$69,477,396	\$1,378,570
Stiles, J.A. III Etal, Trust	\$59,358,184	\$1,153,122	Talquin Electric Coop, Inc.	\$64,938,691	\$1,052,295
Wal-Mart Stores, Inc	\$50,932,798	\$979,050	Wal-Mart Stores, Inc	\$49,237,054	\$968,157
St. Joe Company	\$42,438,831	\$823,648	Goodwood Medical Center	\$41,201,368	\$817,517
Northwood Associates, LLC	\$39,374,370	\$764,906	Capital City Bank	\$39,316,671	\$778,227
Goodwood Medical Center	\$38,679,644	\$751,410	AIG Baker Partnership	\$47,645,549	\$769,094
Total	\$847,539,501	\$16,057,779	Total	\$786,865,511	\$15,150,500

Notes:

Taxes paid reflect all taxing authorities (i.e. School Board, City, Northwest Water Management District, and the Downtown Improvement Authority).

The taxable value of Leon County's Top Ten Taxpayers decreased by \$60.7 million from 2008 to 2009; this 7% decrease in value led to a 5.7% decrease in total taxes paid based on total taxable value.

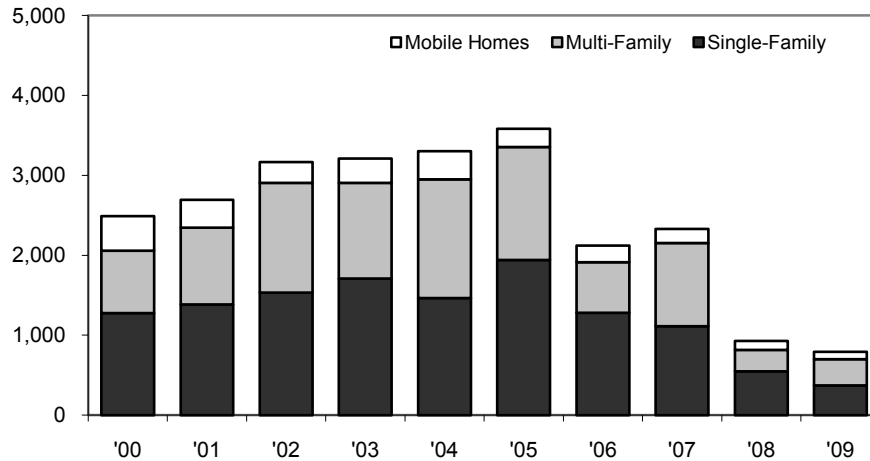
*Tallahassee Medical Center, Inc. is also known as Capital Regional Medical Center

**DRA CRT Tallahassee Center, Inc is also known as the Koger Center Properties

Community Economic Profile

Residential Building Permits

of Permits

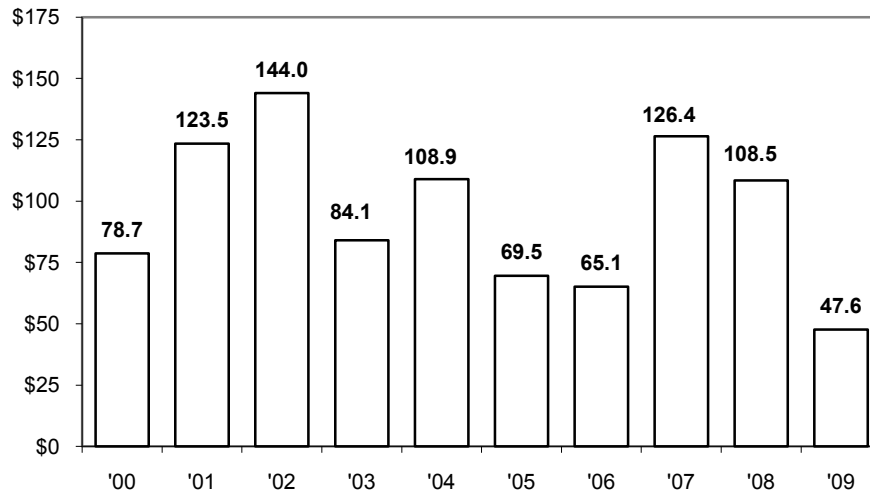


Source: Leon County Growth & Environmental Management, City of Tallahassee Building Inspection Division, and Tallahassee-Leon County Planning Department

Total Countywide Residential Building Permits grew relatively steady from 2000 to 2005. However, signaling the beginning of a housing crisis, 2006 experienced a dramatic decrease in overall permits. By 2009, single-family permits decreased by 81% while total Residential Building Permits fell by 78% from peak 2005 levels.

Value of Commercial Permits

Millions



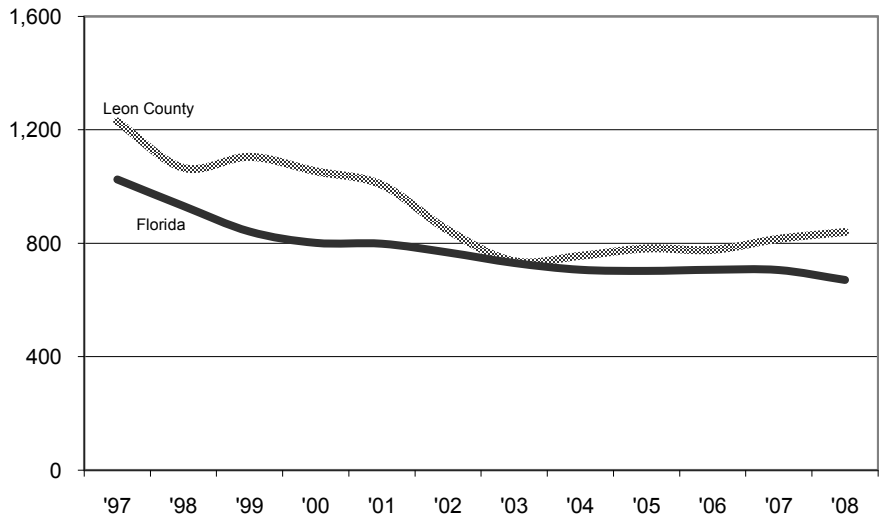
Source: Leon County Growth & Environmental Management, City of Tallahassee Building Inspection Division, and Tallahassee-Leon County Planning Department

Over the past 10 years countywide commercial permit valuation has been erratic. Spikes in 2002 and 2004 were both followed by significant reductions the following years. The value of commercial permits fell by 56% in 2009.

Community Economic Profile

Violent Crime Rate

Per 100,000 Residents



Source: Florida Statistical Analysis Center, FDLE

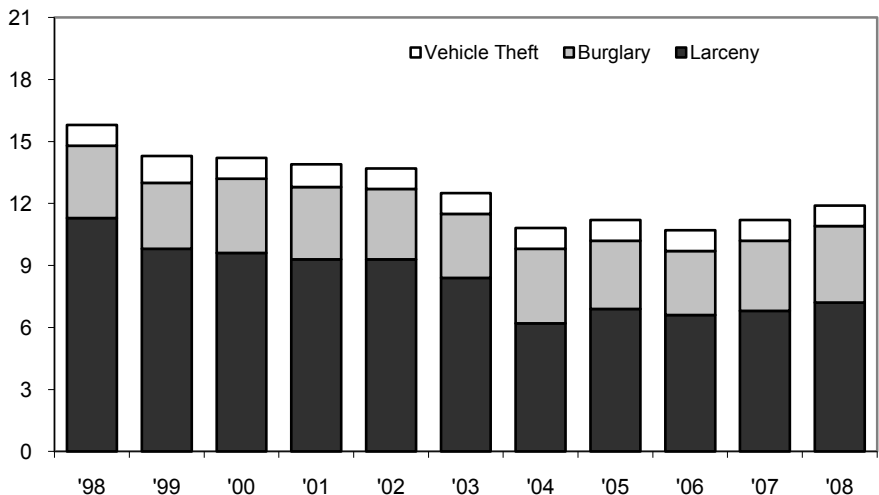
Violent Crime consists of murder, sex offenses, robbery and aggravated assault.

In 2007, Leon County saw a 3% increase in violent crimes committed per 100,000 people, primarily due to a 64% increase in murder and 4% increase in robbery. Statewide violent crime decreased by 5% for the same time period.

Over the past ten years Violent Crime in Leon County has decreased an average of 3%.

Crimes Against Property in Leon County

Thousands



Source: Florida Statistical Analysis Center, FDLE

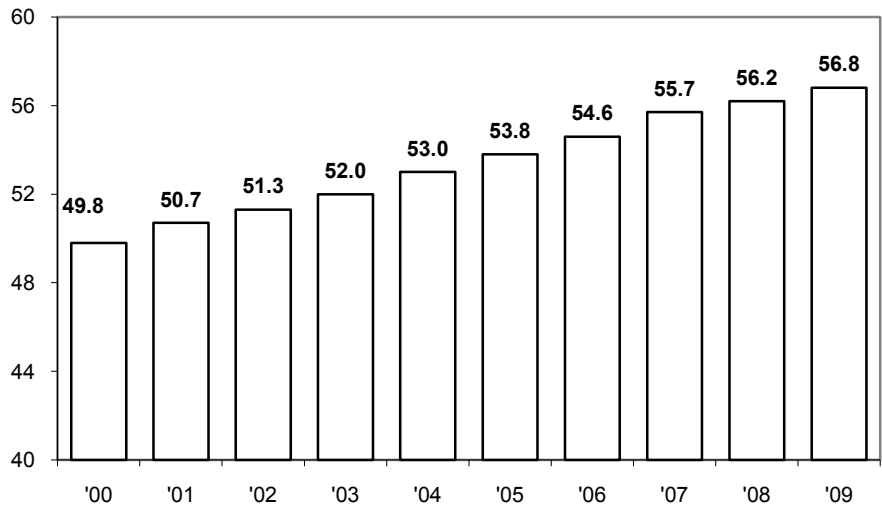
Generally, property crime in Leon County has decreased since 1997. Over a ten-year period there has been an average of 5.7% decrease for Leon County. The greatest decline occurred from 2003 to 2004 at 15.58%.

Leon County experienced a 4.5% increase in property crimes in 2008. Increases in total burglaries and larcenies were the main factors for the rise in property crimes.

Community Economic Profile

Homestead Parcels

Hundreds



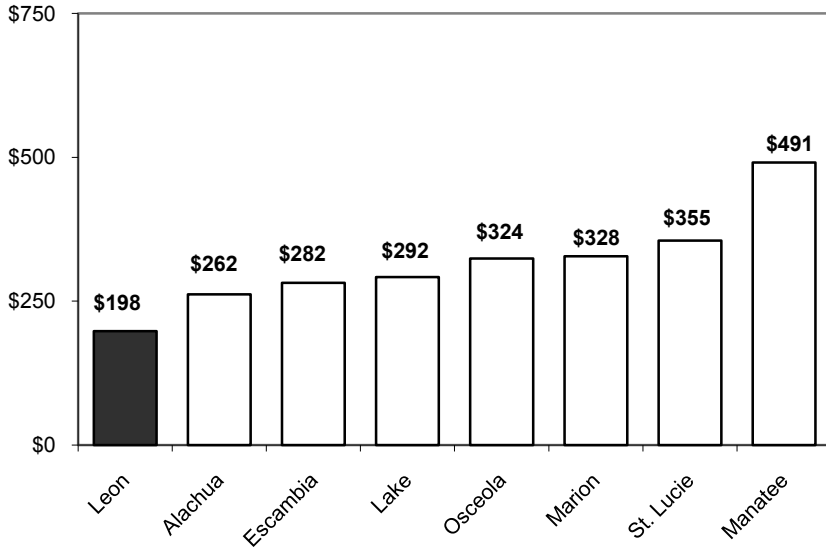
Source: Property Appraiser, Official Tax Roll Certification

Growth in homestead parcels remains steady at an average of 1.65% growth per year. From 2008 to 2009 there was a slight increase, with an additional 613 homesteaded parcels.

Comparative Data for Like-Sized Counties

Total Net Budget (FY10)

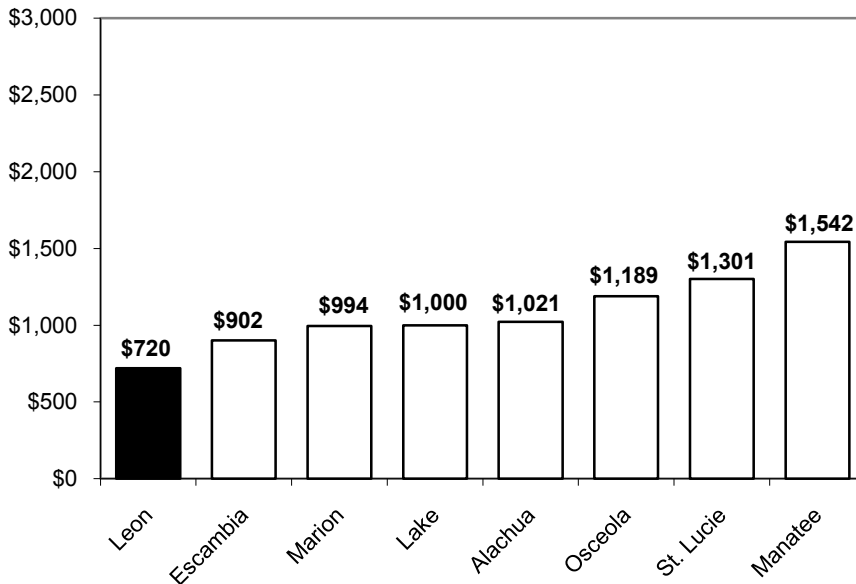
Millions



Leon County ranks lowest in operating budget among like-sized counties, with a net budget of \$198 million. Alachua County's net budget is 32% higher than Leon County's. Manatee County has the largest total net budget, which is over two times, or 150% higher than the Leon County budget.

As recommended by the International City County Management Association (ICMA), total net budget excludes capital and county total budgeted reserves.

Net Budget Per Countywide Resident (FY10)

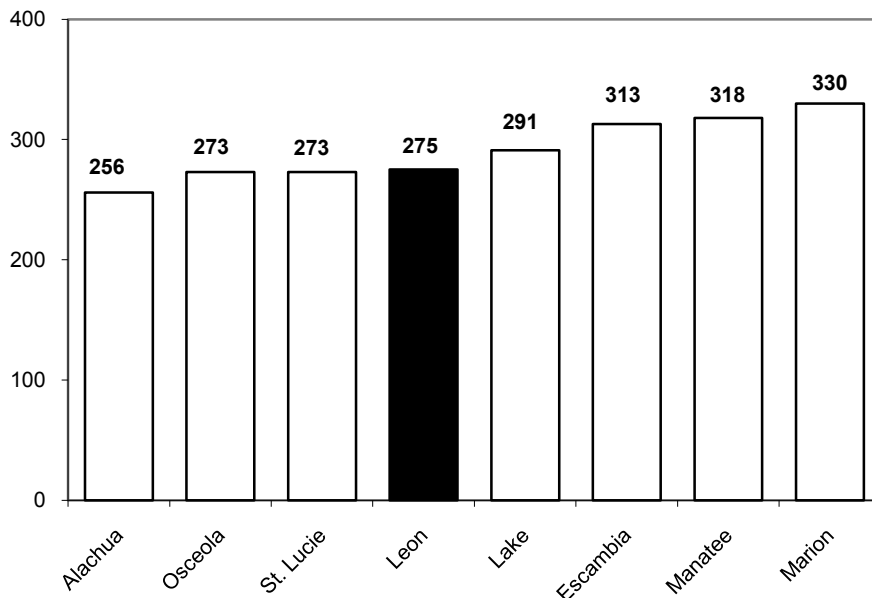


Leon County is the lowest for dollars spent per county resident. Manatee County spends over two times the amount per resident than Leon County. Escambia County's net budget per capita is 25% higher than Leon County's.

Comparative Data for Like-Sized Counties

Countywide Population (2009)

Thousands

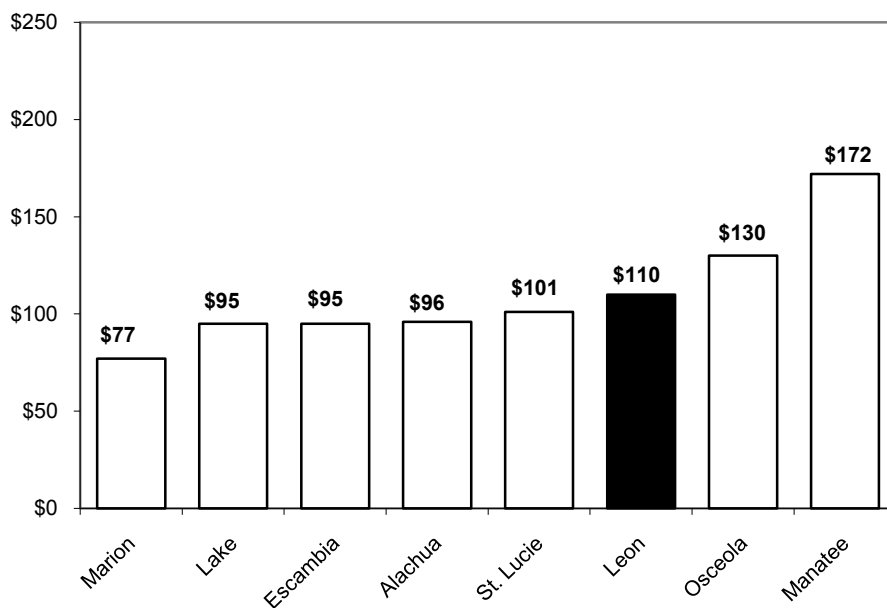


The Florida Bureau of Economic and Business Research estimated the Leon County 2009 population at 274,803 residents. The selection of comparative counties is largely based on population.

For more information on population see page 25 in the Community Economic Profile Section.

Anticipated Ad Valorem Tax Collections (FY10)

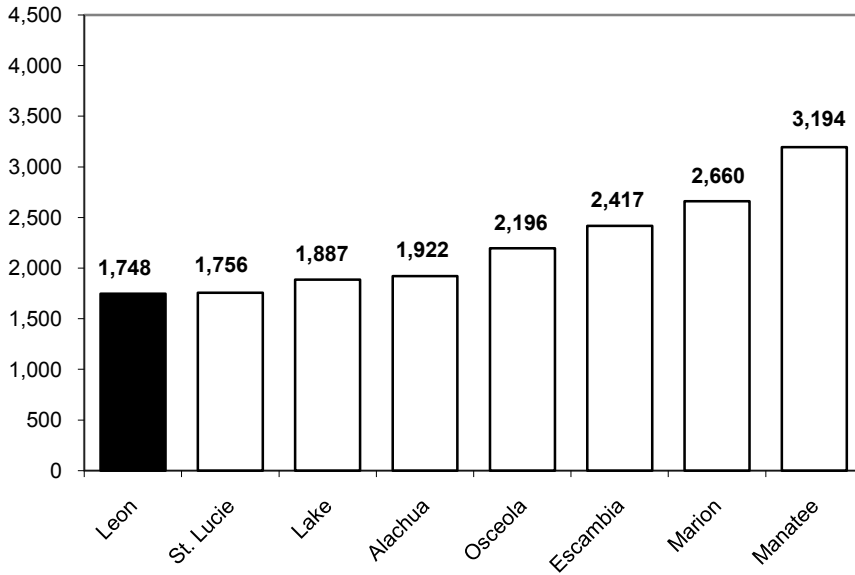
Millions



Among the like-sized counties, Leon County collects a moderate amount of ad valorem taxes. Due to the 2008 passage of property tax reform by referendum and enabling legislative actions, ad valorem tax collections rates were significantly impacted in all counties. In addition, decreased property valuations as associated with the recession and a depressed housing market will further affect collections in the near term. Ad valorem taxes account for 55% of the County's operating revenue.

Comparative Data for Like-Sized Counties

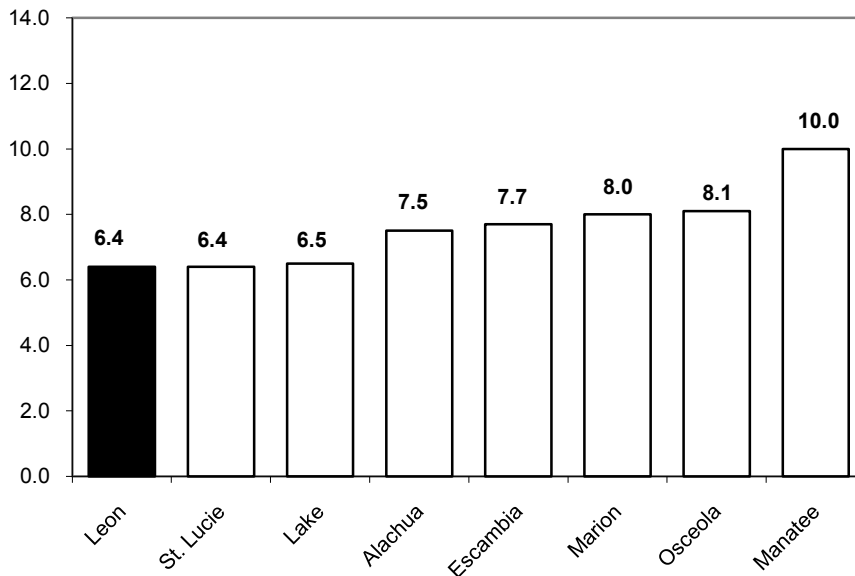
Total Number of County Employees (FY10)



County employees consist of Board, Constitutional, and Judicial Offices. Leon County has the lowest number of county employees among comparables. The closest comparable county to Leon is St. Lucie, which has 8 more employees than Leon. All comparable counties surveyed reported either the same or fewer employees than in FY09. This is largely attributed to property tax reform followed by the recession which has impacted county revenues and services.

Over the past three fiscal years Leon County has reduced its workforce by 61 positions, or more than 5%.

County Employees per 1,000 Residents (FY10)

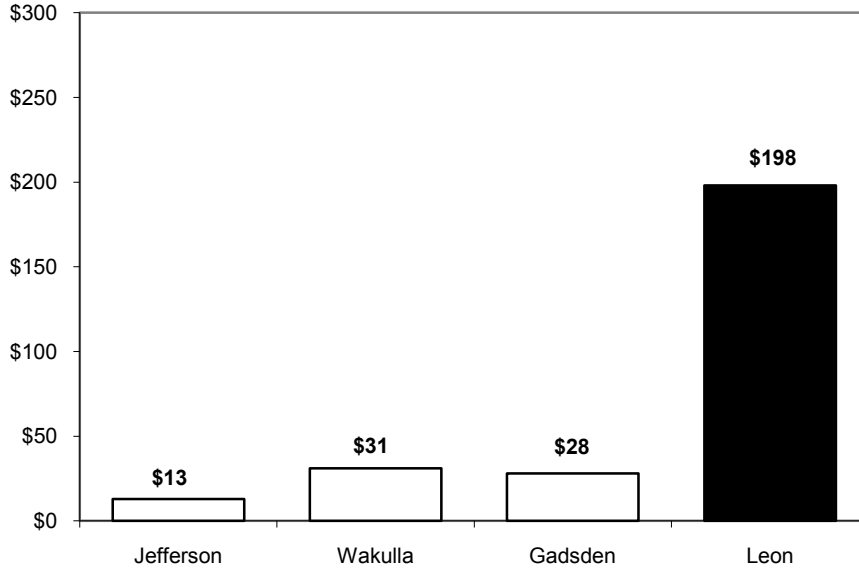


Leon County has a ratio of 6.4 employees for every thousand county residents. When compared to like-sized counties, Leon County, along with St. Lucie, ranks the lowest, closely followed by Lake County with 6.5 per thousand residents.

Comparative Data for Surrounding Counties

Total Net Budget (FY10)

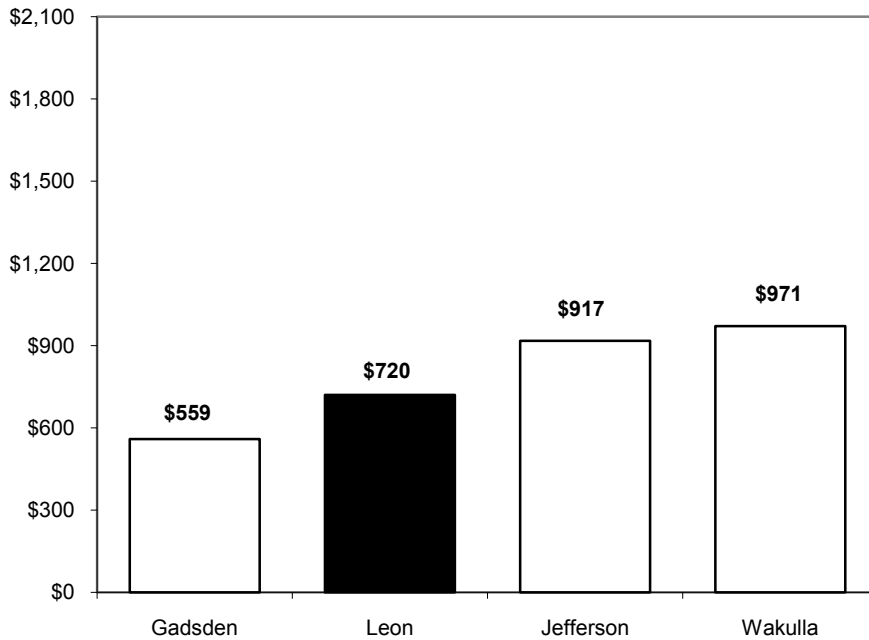
Millions



Leon County ranks highest in operating budget among surrounding counties, with a net budget of \$198 million. Gadsden County ranks second highest with a net budget of \$28 million.

As recommended by the International City County Management Association (ICMA), total net budget excludes capital and county total budgeted reserves.

Net Budget Per Countywide Resident (FY10)

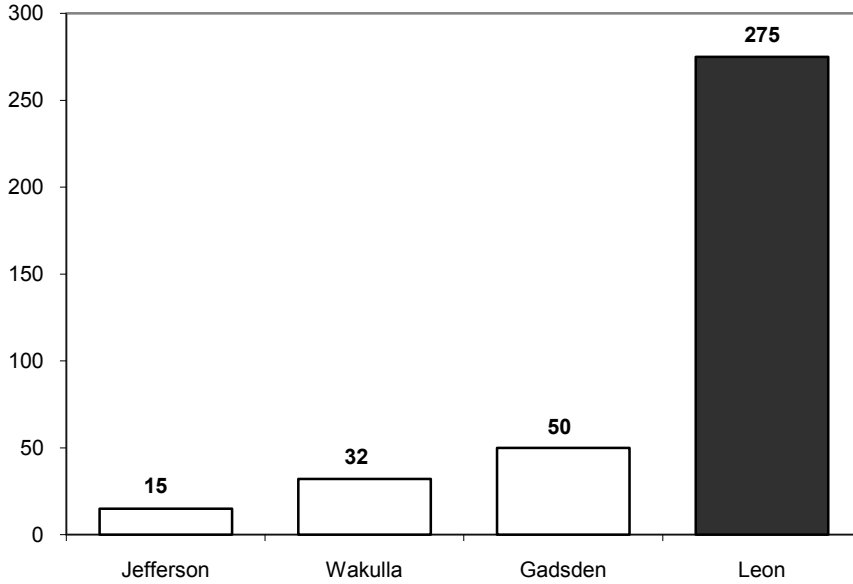


Leon County is the second lowest for dollars spent per county resident. Jefferson and Wakulla counties spend 27% and 35% more, respectively per county resident.

Comparative Data for Surrounding Counties

Countywide Population (2009)

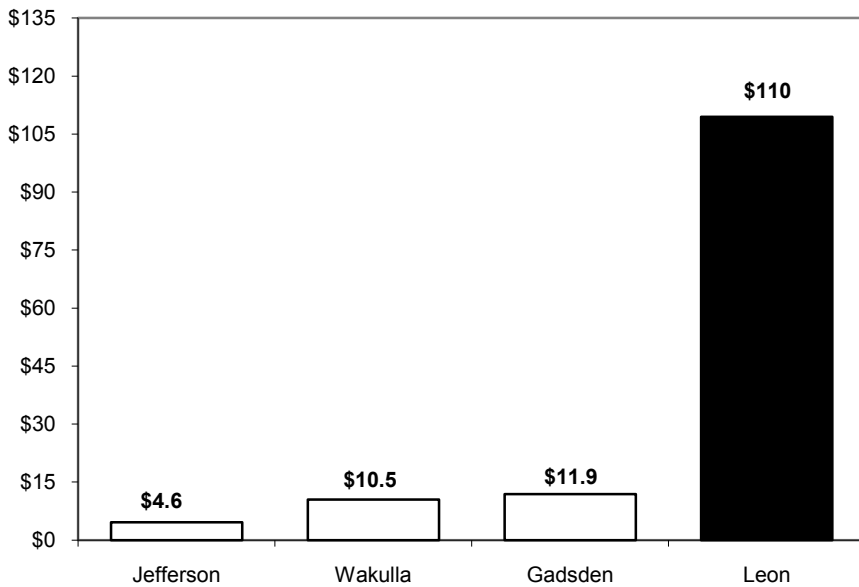
Thousands



The Florida Bureau of Economic and Business Research estimated the 2009 Leon County population at 274,803 residents. Leon County has approximately 225,000 more residents than neighboring Gadsden County which has the next highest population. Of the surrounding counties, Wakulla has the highest population growth rate since the 2000 census at 34% compared to Leon (15%), Jefferson (13%), and Gadsden (12%).

Anticipated Ad Valorem Tax Collections (FY10)

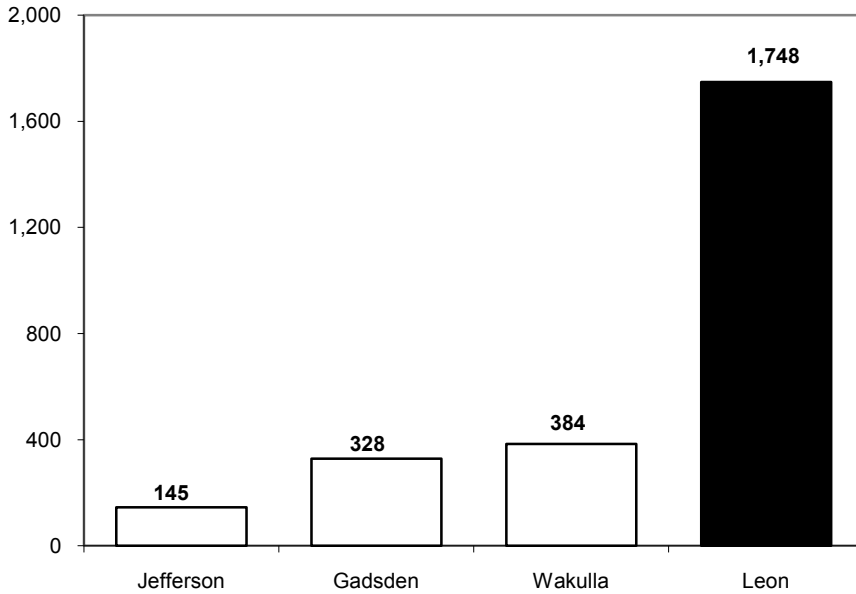
Millions



Among the surrounding counties, Leon County collects the highest amount of ad valorem taxes.

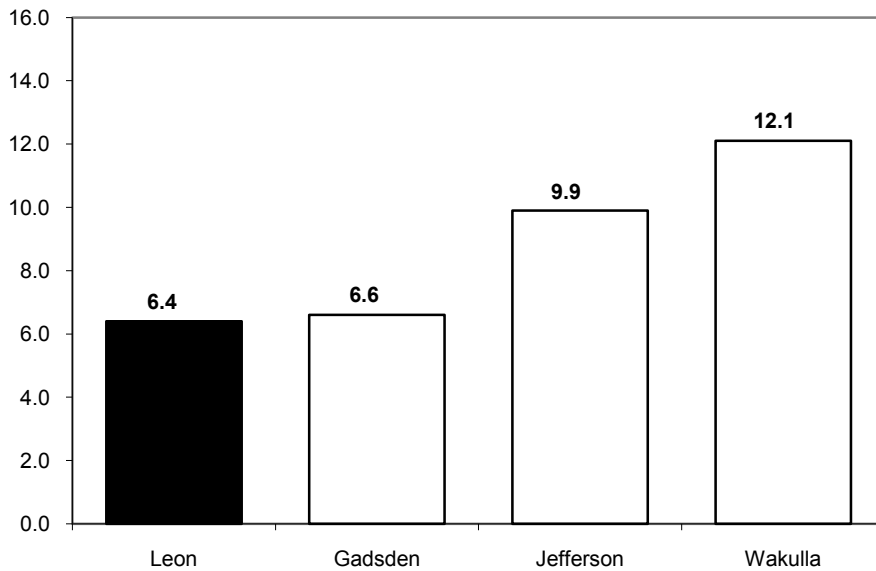
Comparative Data for Surrounding Counties

Total Number of County Employees (FY10)



County employees consist of Board, Constitutional, and Judicial Offices. Leon County has the highest number of county employees.

Total County Employees per 1,000 Residents (FY10)



Leon County has a ratio of 6.4 employees for every thousand county residents. When compared to surrounding counties, Leon County ranks the lowest.

**Leon County Government
Fiscal Year 2011 Budget**

Comparative Data for All Florida Counties

Net Budget per Countywide Resident

<i>County</i>	<i>Net Budget Per Capita</i>	<i>Staff Per 1000</i>	<i>% Exempt</i>
Gadsden	\$559	6.6	59%
Santa Rosa	\$590	6.3	*40%
Baker	\$694	11.5	99%
Leon	\$720	6.4	43%
Flagler	\$739	7.0	29%
Holmes	\$744	7.9	68%
Union	\$748	9.9	*77%
Jackson	\$760	7.6	53%
Suwannee	\$818	9.9	48%
Madison	\$820	10.9	*54%
Bradford	\$827	6.6	*61%
Clay	\$829	7.7	38%
Washington	\$866	10.7	45%
Columbia	\$875	8.7	*49%
Brevard	\$881	7.3	43%
Citrus	\$890	7.8	34%
Okaloosa	\$896	6.6	*31%
Escambia	\$902	7.7	50%
Taylor	\$913	10.4	40%
Jefferson	\$917	9.9	64%
Seminole	\$940	6.3	29%
Gilchrist	\$955	10.3	63%
Calhoun	\$963	7.5	64%
Wakulla	\$971	12.1	46%
Highlands	\$981	9.0	36%
Marion	\$994	8.0	*45%
Lake	\$1,000	6.5	29%
Putnam	\$1,012	9.2	49%
Volusia	\$1,013	7.4	34%
Alachua	\$1,021	7.5	48%
Hernando	\$1,051	7.7	38%
Hardee	\$1,066	11.6	56%
Nassau	\$1,087	10.3	*27%
Hendry	\$1,101	9.3	66%

<i>County</i>	<i>Net Budget Per Capita</i>	<i>Staff Per 1000</i>	<i>% Exempt</i>
Polk	\$1,119	7.2	33%
Levy	\$1,139	10.3	57%
Osceola	\$1,189	8.1	34%
Sumter	\$1,218	6.3	35%
Dixie	\$1,231	12.0	68%
Liberty	\$1,244	17.2	76%
Martin	\$1,265	10.8	33%
Hamilton	\$1,277	12.0	56%
Saint Lucie	\$1,301	6.4	35%
Lee	\$1,338	8.0	21%
Pinellas	\$1,350	5.8	32%
Okeechobee	\$1,354	11.4	50%
Pasco	\$1,363	8.6	36%
Bay	\$1,369	6.9	33%
Sarasota	\$1,447	8.6	25%
Lafayette	\$1,465	10.5	74%
Indian River	\$1,500	10.1	28%
Manatee	\$1,542	10.0	25%
Broward	\$1,604	6.7	30%
Orange	\$1,647	9.1	26%
Hillsborough	\$1,684	8.6	31%
Saint Johns	\$1,684	10.7	29%
Palm Beach	\$1,697	8.9	26%
Desota	\$1,721	8.6	58%
Gulf	\$1,762	10.5	38%
Collier	\$1,806	11.2	19%
Duval	\$1,865	9.0	40%
Walton	\$1,866	15.7	15%
Miami-Dade	\$1,912	11.6	*34%
Glades	\$1,931	22.7	83%
Charlotte	\$2,496	11.9	27%
Monroe	\$2,811	15.7	29%
Franklin	\$3,217	14.3	14%

NOTE: The asterisk in the % exempt column indicates the % exempt detail reported is from FY09. Current % exempt detail for these counties was unavailable at the time of printing.

Comparative Data for All Florida Counties

Percent of Exempt Property

<i>County</i>	% Exempt	<i>Net Budget Per Capita</i>	<i>Staff Per 1000</i>
Franklin	14%	\$3,217	14.3
Walton	15%	\$1,866	15.7
Collier	19%	\$1,806	11.2
Lee	21%	\$1,338	8.0
Manatee	25%	\$1,542	10.0
Sarasota	25%	\$1,447	8.6
Palm Beach	26%	\$1,697	8.9
Orange	26%	\$1,647	9.1
Nassau	*27%	\$1,087	10.3
Charlotte	27%	\$2,496	11.9
Indian River	28%	\$1,500	10.1
Seminole	29%	\$940	6.3
Flagler	29%	\$739	7.0
Lake	29%	\$1,000	6.5
Saint Johns	29%	\$1,684	10.7
Monroe	29%	\$2,811	15.7
Broward	30%	\$1,604	6.7
Hillsborough	31%	\$1,684	8.6
Okaloosa	*31%	\$896	6.6
Pinellas	32%	\$1,350	5.8
Polk	33%	\$1,119	7.2
Bay	33%	\$1,368	6.9
Martin	33%	\$1,265	10.8
Miami-Dade	*34%	\$1,912	11.6
Volusia	34%	\$1,013	7.4
Osceola	34%	\$1,189	8.1
Citrus	34%	\$890	7.8
Sumter	35%	\$1,218	6.3
Saint Lucie	35%	\$1,301	6.4
Highlands	36%	\$981	9.0
Pasco	36%	\$1,363	8.6
Hernando	38%	\$1,051	7.7
Gulf	38%	\$1,762	10.5
Clay	38%	\$829	7.7

<i>County</i>	% Exempt	<i>Net Budget Per Capita</i>	<i>Staff Per 1000</i>
Duval	40%	\$1,865	9.0
Santa Rosa	*40%	\$590	6.3
Taylor	40%	\$913	10.4
Leon	43%	\$720	6.4
Brevard	43%	\$881	7.3
Marion	*45%	\$994	8.0
Washington	45%	\$866	10.7
Wakulla	46%	\$971	12.1
Suwannee	48%	\$818	9.9
Alachua	48%	\$1,021	7.5
Putnam	49%	\$1,012	9.2
Columbia	*49%	\$876	8.7
Escambia	50%	\$902	7.7
Okeechobee	50%	\$1,354	11.4
Jackson	53%	\$760	7.6
Madison	*54%	\$820	10.9
Hamilton	56%	\$1,277	12.0
Hardee	56%	\$1,066	11.6
Levy	57%	\$1,139	10.3
Desoto	58%	\$1,721	8.6
Gadsden	59%	\$559	6.6
Bradford	*61%	\$827	6.6
Gilchrist	63%	\$955	10.3
Calhoun	64%	\$963	7.5
Jefferson	64%	\$918	9.9
Hendry	66%	\$1,101	9.3
Holmes	68%	\$744	7.9
Dixie	68%	\$1,231	12.0
Lafayette	74%	\$1,465	10.5
Liberty	76%	\$1,244	17.2
Union	*77%	\$748	9.9
Glades	83%	\$1,931	22.7
Baker	99%	\$694	11.5

NOTE: The asterisk in the % exempt column indicates the % exempt detail reported is from FY09. Current % exempt detail for these counties was unavailable at the time of printing.

Comparative Data for All Florida Counties

Total County Employees per 1,000 Residents

<i>County</i>	<i>Staff Per 1,000</i>	<i>Net Budget Per Capita</i>	<i>% Exempt</i>
Pinellas	5.8	\$1,350	32%
Seminole	6.3	\$940	29%
Santa Rosa	6.3	\$590	*40%
Sumter	6.3	\$1,218	35%
Leon	6.4	\$720	43%
Saint Lucie	6.4	\$1,301	35%
Lake	6.5	\$1,000	29%
Gadsden	6.6	\$559	*59%
Okaloosa	6.6	\$896	*31%
Bradford	6.6	\$827	*61%
Broward	6.7	\$1,604	30%
Bay	6.9	\$1,368	33%
Flagler	7.0	\$739	29%
Polk	7.2	\$1,119	33%
Brevard	7.3	\$881	43%
Volusia	7.4	\$1,013	34%
Alachua	7.5	\$1,021	48%
Calhoun	7.5	\$963	64%
Jackson	7.6	\$760	53%
Hernando	7.7	\$1,051	38%
Clay	7.7	\$829	38%
Escambia	7.7	\$902	50%
Citrus	7.8	\$890	34%
Holmes	7.9	\$744	68%
Lee	8.0	\$1,338	21%
Marion	8.0	\$994	*45%
Osceola	8.1	\$1,189	34%
Sarasota	8.6	\$1,447	25%
Desoto	8.6	\$1,721	58%
Hillsborough	8.6	\$1,684	31%
Pasco	8.6	\$1,363	36%
Columbia	8.7	\$876	*49%
Palm Beach	8.9	\$1,697	26%
Duval	9.0	\$1,865	40%

<i>County</i>	<i>Staff Per 1,000</i>	<i>Net Budget Per Capita</i>	<i>% Exempt</i>
Highlands	9.0	\$981	36%
Orange	9.1	\$1,647	26%
Putnam	9.2	\$1,012	49%
Hendry	9.3	\$1,101	66%
Suwannee	9.9	\$818	48%
Jefferson	9.9	\$917	64%
Union	9.9	\$748	*77%
Manatee	10.0	\$1,542	25%
Indian River	10.1	\$1,500	28%
Levy	10.3	\$1,139	57%
Nassau	10.3	\$1,087	*27%
Gilchrist	10.3	\$955	63%
Taylor	10.4	\$913	40%
Lafayette	10.5	\$1,465	74%
Gulf	10.5	\$1,762	38%
Washington	10.7	\$866	45%
Saint Johns	10.7	\$1,684	29%
Martin	10.8	\$1,265	33%
Madison	10.9	\$820	*54%
Collier	11.2	\$1,806	19%
Okeechobee	11.4	\$1,354	50%
Baker	11.5	\$694	99%
Miami-Dade	11.6	\$1,912	*34%
Hardee	11.6	\$1,066	56%
Charlotte	11.9	\$2,496	27%
Dixie	12.0	\$1,231	68%
Hamilton	12.0	\$1,277	56%
Wakulla	12.1	\$971	46%
Franklin	14.3	\$3,217	14%
Walton	15.7	\$1,866	15%
Monroe	15.7	\$2,811	29%
Liberty	17.2	\$1,244	76%
Glades	22.7	\$1,931	83%

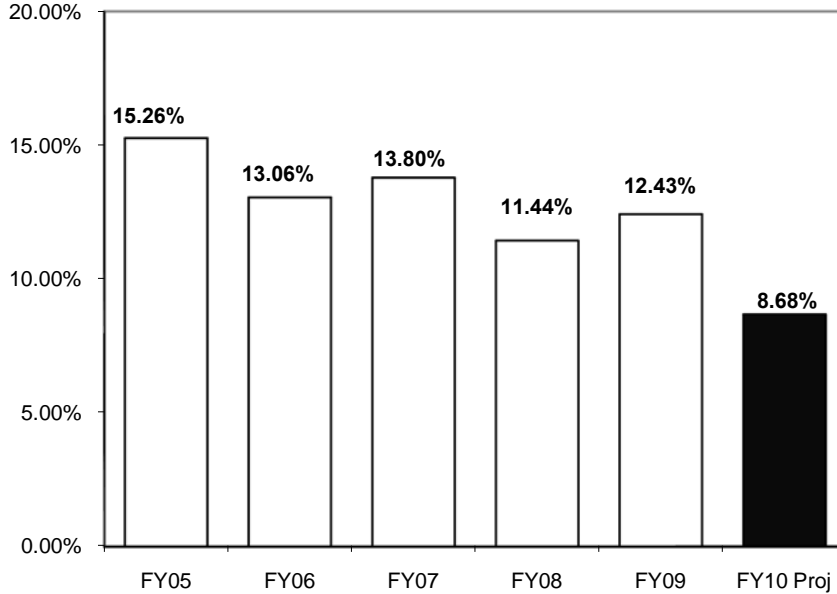
NOTE: The asterisk in the % exempt column indicates the % exempt detail reported is from FY09. Current % exempt detail for these counties was unavailable at the time of printing.



Financial Indicators

Intergovernmental Revenues

Percent of Operating Revenues



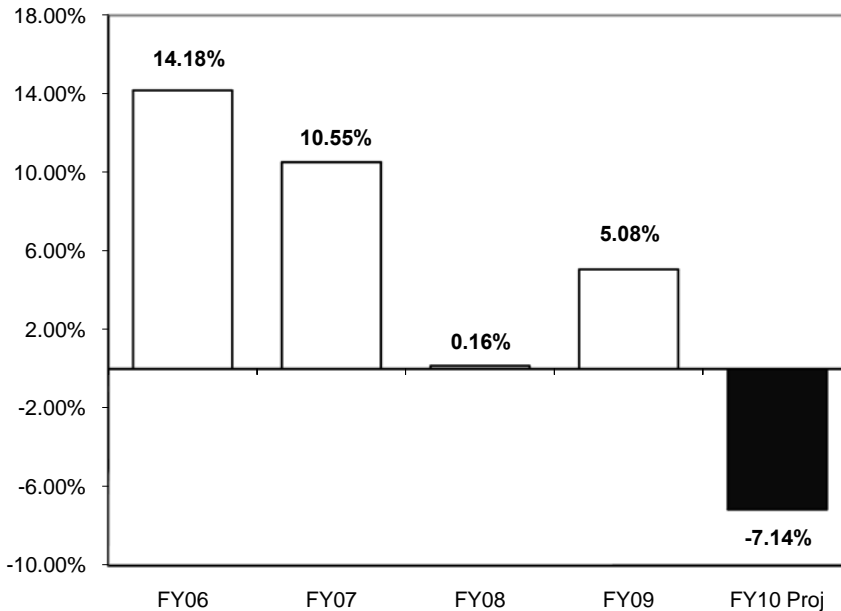
Analysis: The monitoring of intergovernmental revenues (revenues received from another governmental entity) is important since over dependence on such revenues can be harmful; especially, if the external source withdraws the funds entirely and/or reduces its share of costs. Leon County exhibits a reduced dependency on intergovernmental revenues in comparison to total operating revenues.

Formula: Intergovernmental Revenues divided by Total Operating Revenues.

Source: FY 2010 TRIM AD

Property Tax Revenues

Rate of Change



Analysis: In the past ten years, Leon County has become more reliant on property tax revenue, primarily due to the reduction of intergovernmental revenue. The Board of County Commissioners raised the County millage rate from 7.213 for FY08 to 7.85 for FY09. The Board maintained the 7.85 rate for FY10. The projected rate of change decreased for FY10 by 7.14%, due to a decline in property values by \$1 billion.

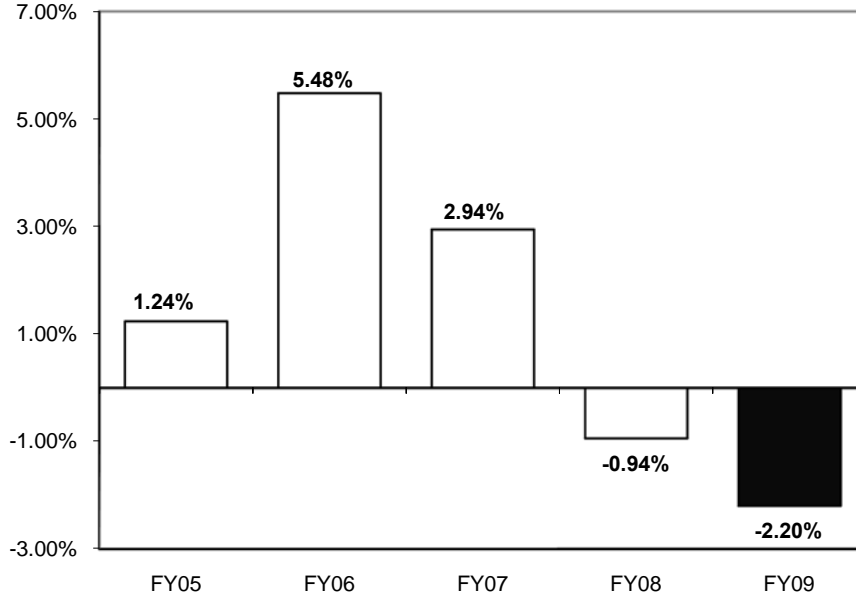
By maintaining the millage rate at 7.85 for FY10, the Board provided \$8.8 million in property tax relief to the citizens of Leon County.

Formula: Current Year minus Prior Year divided by Prior Year.

Source: 2009 Certification of Final Taxable Value and Statistical Digest.

Financial Indicators

Revenue Projections
Budgeted v. Actual Revenues



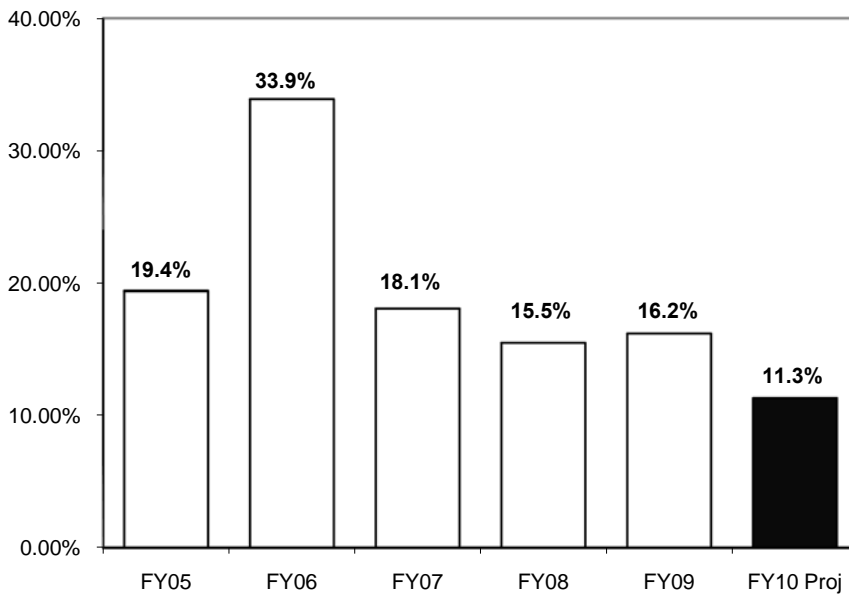
Analysis: This indicator examines the differences between actual revenues received versus budgeted revenues during the past fiscal year. Typically, actual revenues versus budgeted revenues fall in the range of + or - five percent. In FY05 and FY06, Leon County experienced an increase in actual revenues over budgeted revenues. This was primarily due to the increase in property values.

In FY07 revenue collections were less than 3% above budget. The decrease in FY08 and FY09 are due in part to property tax reform in FY08 and a reduction in state shared revenues, due to the recession.

Formula: Actual General Fund, Special Funds and Enterprise Fund Revenue minus Budgeted General Fund, Special Funds and Enterprise Fund Revenue divided by Budgeted Revenues.

Source: FY 2009 Revenue Summary Report.

Capital Outlay
Percentage of Total Expenditures



Analysis: The purpose of capital outlay in the operating budget is to replace equipment or to add new equipment and infrastructure. The ratio of capital outlay to net operating expenditures is a rough indicator of whether the stock of equipment and infrastructure is being replaced or added. Funding for capital outlay peaked in FY06, primarily due to stormwater and transportation related activities funded by sales tax and bond proceeds. However in FY07, the percentage of capital outlay dropped significantly due to a freeze and subsequent elimination of all nonessential capital improvement projects. Since then, the freeze has been lifted and the percentage has remained level. The FY10 projection is based upon what has been budgeted for the current fiscal year and does not include carry forward projects from the previous fiscal year.

Formula: Capital Outlay Divided by Total Operating Expenditures.

Source: FY 2009 Expenditure Summary Report and Budget Summary.

Financial Indicators

Revenues Per Capita

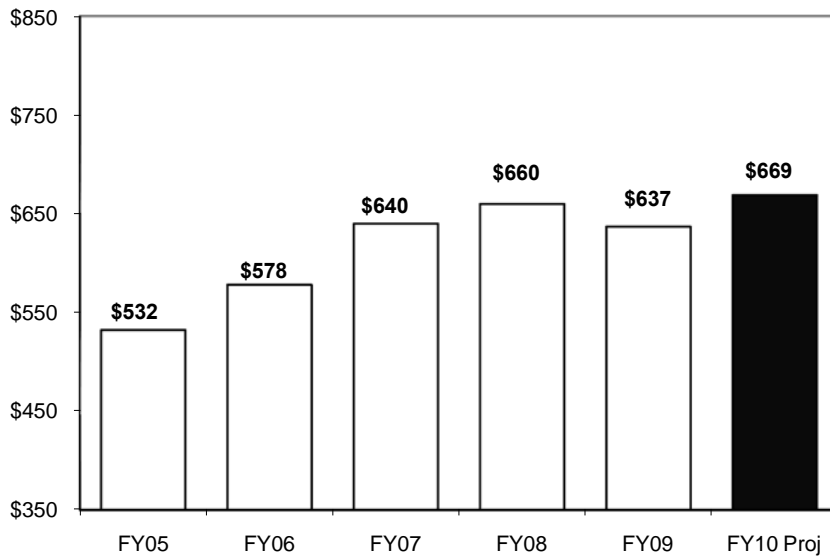


Analysis: Examining per capita revenues indicates changes in revenues relative to changes in population size. As population increases, it is expected that revenues and the needs for services will increase. If per capita revenues are decreasing, it will be impossible to continue to maintain the existing level of services unless new sources of revenues and ways of reducing expenses are found. The FY08 increase resulted from returned revenue from the Tax Collector and Sheriff in addition to higher ambulance fee revenue. FY09 and projections for FY10 take into account declining revenues due to current economic conditions.

Formula: General Fund, Special Revenue Funds, and Enterprise Fund Revenues Divided by Population.

Source: FY 2008 Revenue Summary Report and the FY 2009 Budget Summary.

Expenditures Per Capita



Analysis: Changes in per capita expenditures reflect changes in expenditures relative to changes in population. This indicator has increased slightly for the past six years.

The decrease in FY09 expenditures per capita reflects reductions in personnel costs due to a hiring freeze and the elimination of some positions. The FY10 projection reflects an increase in payments to Medicaid; healthcare and retirement costs; and contractual increases such as custodial and security offset by slower population growth.

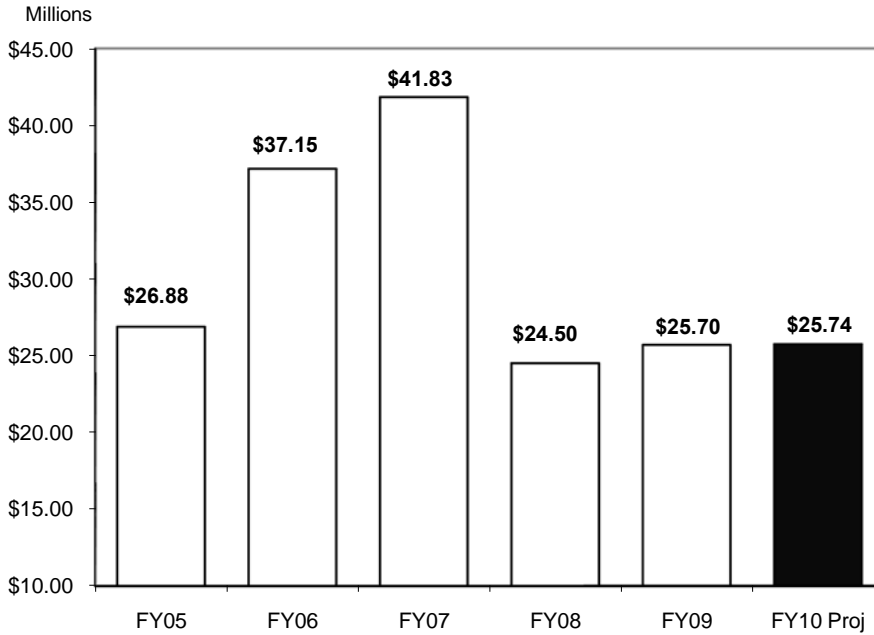
The additional one cent tax for the Performing Arts Center is included in this calculation of operating expenditures per capita.

Formula: Actual General Fund, Special Funds and Enterprise Fund divided by population.

Source: FY 2009 Expenditure Summary Report, the 2008 Statistical Digest, and the FY 2009 Budget Summary.

Financial Indicators

General/Fine and Forfeiture Fund Balance

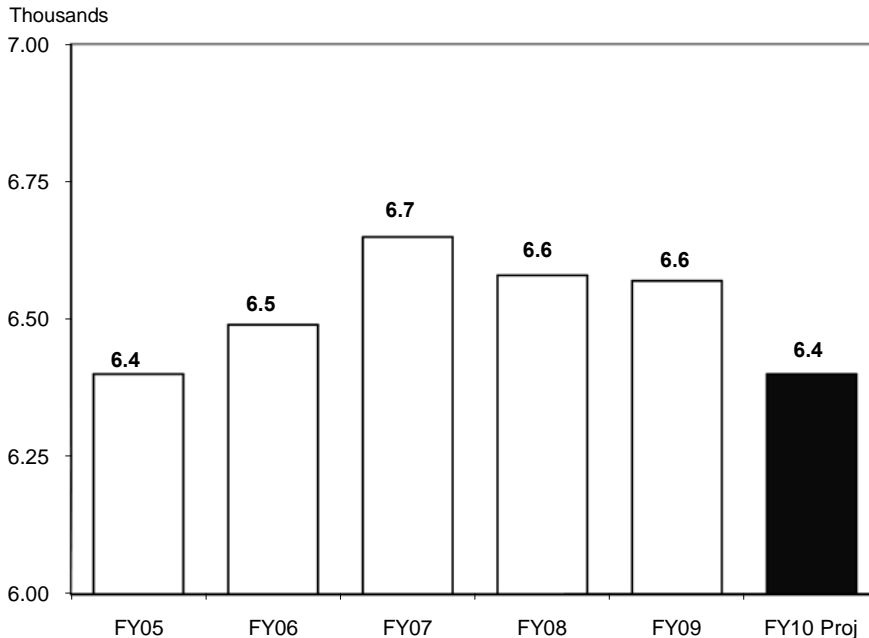


Analysis: Positive fund balances can be thought of as reserves, although the “fund balance” entries on the annual report will not always be synonymous with the funds “available for appropriation.” The County’s reserve policy requires fund balances to be between a minimum of 15% and a maximum of 30% of operating expenditures. A decline in FY08 fund balance results from \$20 million in appropriations to CIP projects. The FY09 fund balance includes an appropriation of \$3.9 million in local economic stimulus funding. However, this is offset by the return of excess fees from the Constitutional Officers and higher than anticipated interest earnings.

Formula: Prior year fund balance plus actual revenues minus actual expenditures.

Source: FY09 Summary of Fund Balance and Retained Earnings and Year Ending Report.

**Employees Per Capita
Employees Per 1,000 Leon County Residents**



Analysis: Personnel costs are a major portion of an operating budget; for that reason plotting changes in the number of employees per capita is a good way to measure changes in expenditures. Overall, the County is controlling the cost associated with this financial indicator. Note that the number of employees includes Constitutional Officers. In comparison to other like-sized counties, Leon County, along with St. Lucie, ranks the lowest in number of employees per capita.

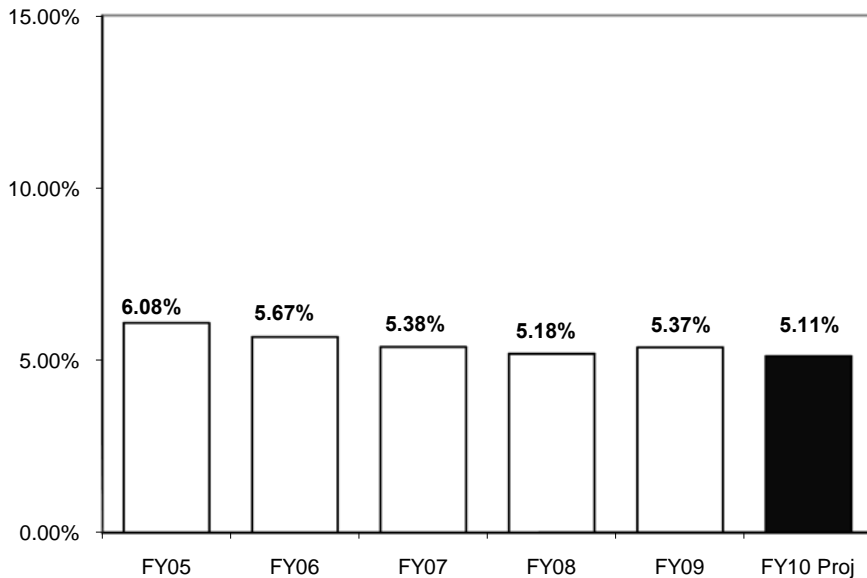
Formula: Number of Full-Time Employees Divided by Population multiplied by 1,000.

Source: FY 09-10 Annual Budget Document and Tallahassee/Leon County Planning Department.

Financial Indicators

Debt Service

Percentage of Total Operating Expenditures



Analysis: Debt service is defined as the amount of principal and interest that a local government pays each year on net direct bonded long-term debt, plus the interest on direct short-term debt. Increasing debt service reduces expenditure flexibility by adding to the County's obligations. Leon County's debt service has trended downward over the past five years.

Leon County maintains level debt service.

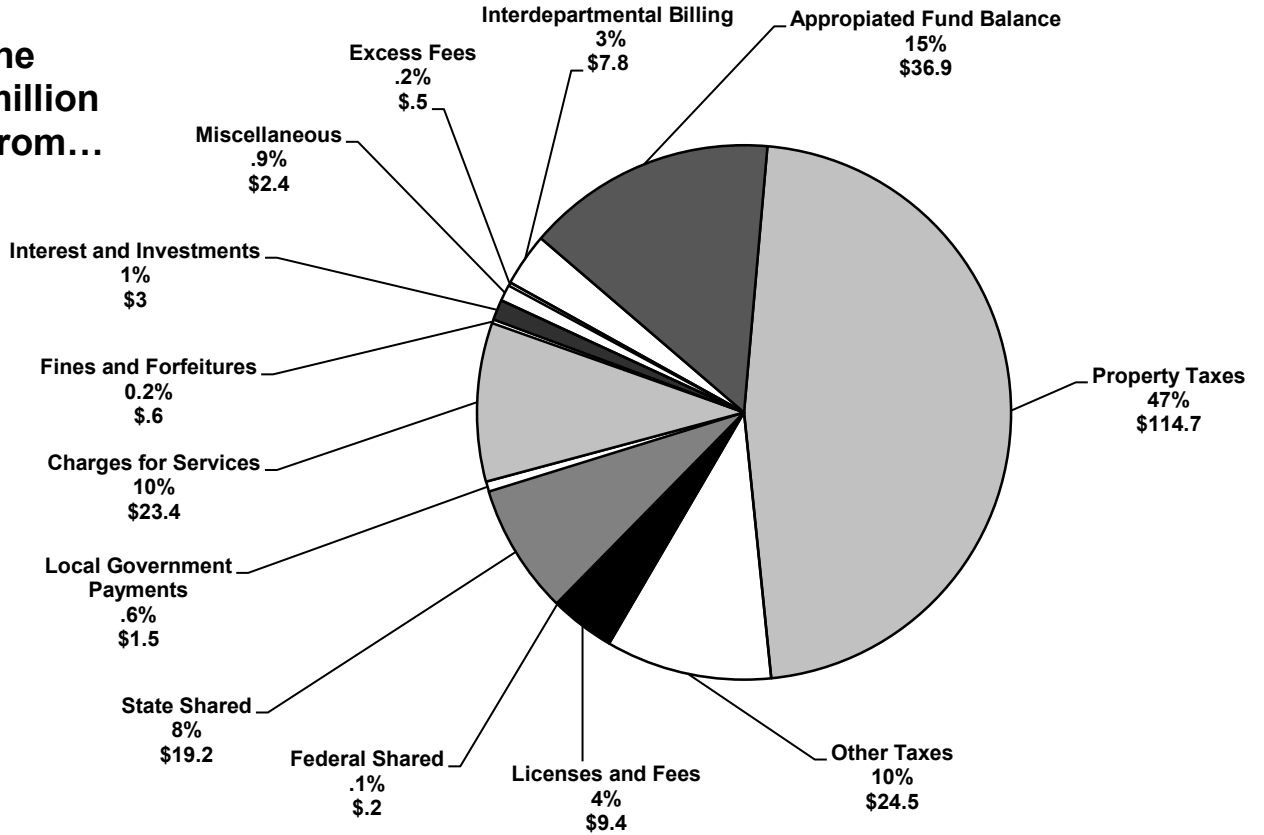
Formula: Debt Service divided by Total Operating Expenditures.

Source: FY 2008 Expenditure Summary and the FY 2009 Budget Summary.

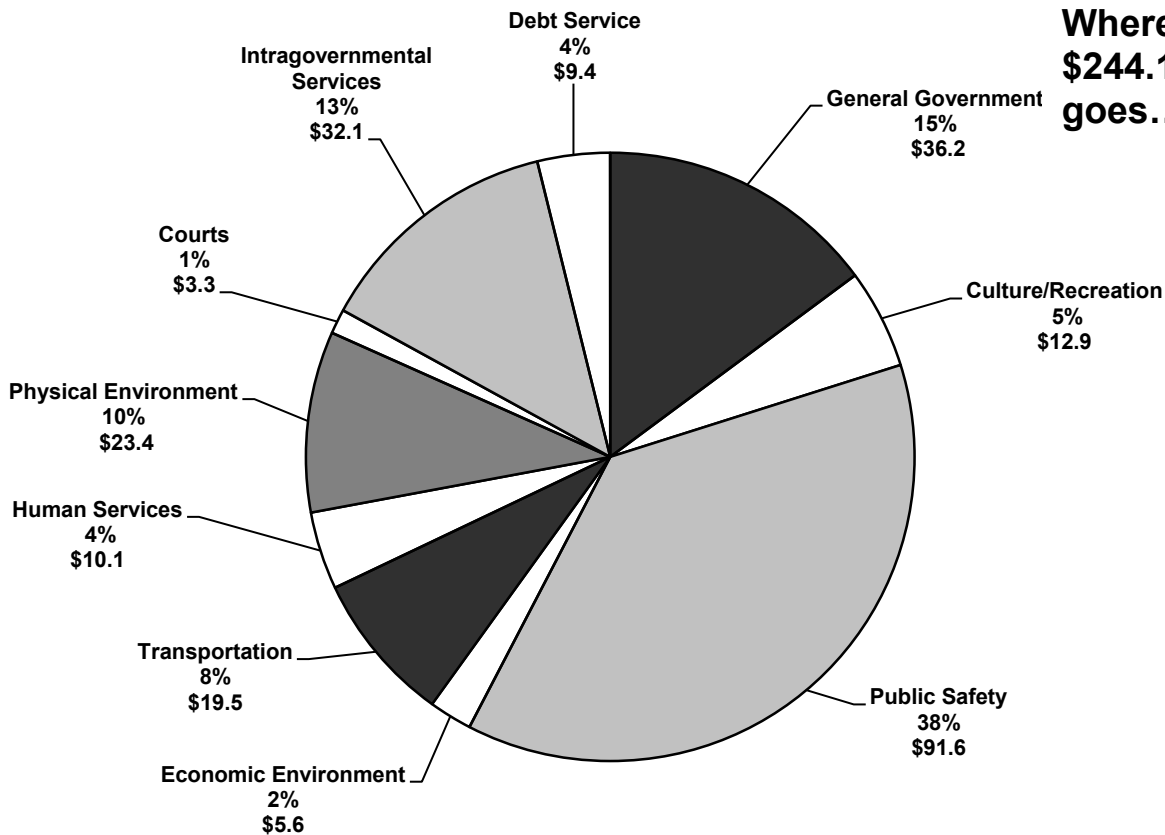


**Leon County Government
Fiscal Year 2011 Budget**

**Where the
\$244.1 million
comes from...**



**Where the
\$244.1 million
goes...**



**Leon County Government
Fiscal Year 2011 Budget**

Total Revenue By Source

	<u>FY 2009</u>		<u>FY 2010</u>		<u>FY 2011</u>	
	<u>Actual</u>	<u>%</u>	<u>Adopted</u>	<u>%</u>	<u>Budget</u>	<u>%</u>
<u>General Property Taxes</u>						
Ad Valorem - General Fund	54,878,877		47,640,057		44,499,169	
Ad Valorem - Fine/Fore.	63,175,623		61,853,568		63,301,014	
MSTU Ad Valorem	7,519,435		6,974,116		6,866,254	
Delinquent Taxes	163,806		0		0	
Subtotal	125,737,741	55.1%	116,467,741	47.1%	114,666,437	47.0%
<u>Other Taxes</u>						
Local Option Resort Tax	3,179,044		3,791,450		3,762,950	
Local Option Gas tax	4,773,856		4,447,900		4,693,950	
1 Cent Sales Tax	3,516,070		3,160,650		3,051,590	
Franchise Fee	332,528		314,450		311,600	
Public service Taxes	5,879,569		5,391,725		6,183,075	
Local Communication Svcs Tax	5,533,719		4,615,948		4,125,041	
Non Ad-Valorem Assessments	2,323,619		2,334,623		2,354,670	
Delinquent Assessments	14,661		0		0	
Subtotal	25,553,066	11.2%	24,056,746	9.7%	24,482,876	10.0%
<u>Licenses and Fees</u>						
Business Licenses	54,046		0		0	
Building Permits	1,163,088		1,253,050		1,017,450	
Fire Services Fees	0		6,853,747		7,511,807	
Growth fees	1,096,868		1,153,490		897,940	
Subtotal	2,314,002	1.0%	9,260,287	3.7%	9,427,197	3.9%
<u>Federal Shared</u>						
Federal grants	2,349,995		135,875		135,400	
Federal Payments in Lieu of Taxes	301,744		85,500		104,500	
Subtotal	2,651,739	1.2%	221,375	0.1%	239,900	0.1%
<u>State Shared</u>						
Sate Grants	1,794,108		415,892		351,722	
State Revenue Sharing	4,086,755		3,876,950		3,799,050	
Other State Revenues	566,532		506,683		1,751,088	
Local 1/2 Cent Sales Tax	10,466,447		9,713,750		9,792,600	
State Shared Gas Tax	3,798,291		3,500,370		3,498,850	
Subtotal	20,712,133	9.1%	18,013,645	7.3%	19,193,310	7.9%
<u>Local Government Payments</u>						
Local Government Payments	2,756,999	1.2%	1,431,436	0.6%	1,519,445	0.6%
<u>Charges for Service</u>						
General Government	983,772		795,910		838,945	
Public safety	9,984,574		9,625,700		9,537,330	
Tipping fees	7,698,405		8,112,573		8,521,690	
Other physical	937,047		2,072,422		1,058,250	
Transportation	410,508		377,895		460,495	
Economic Environmental	707,174		31,350		31,065	
Cultural and Recreational	209,916		192,090		168,150	
Other Charges for Services	2,312,388		3,188,780		2,823,711	
Subtotal	23,243,784	10.2%	24,396,720	9.9%	23,439,636	9.6%
<u>Fines and Forfeitures</u>						
Fines and Forfeitures	680,867	0.3%	686,285	0.3%	572,375	0.2%
<u>Interest and Investments</u>						
Interest and Investments	8,608,780	3.8%	4,127,467	1.7%	2,963,889	1.2%
<u>Miscellaneous</u>						
Miscellaneous	4,296,732	1.9%	2,201,660	0.9%	2,382,889	1.0%
<u>Excess Fees</u>						
Clerk of Circuit Court	287,884		0		0	
Sheriff	1,756,034		0		0	
Property Appraiser	29,715		0		0	
Tax Collector	1,300,320		455,000		500,000	
Supervisor of Elections	311,078		0		0	
Subtotal	3,685,031	1.6%	455,000	0.2%	500,000	0.2%
<u>Interdepartmental Billing</u>						
Interdepartmental Billing	7,766,037	3.4%	7,583,813	3.1%	7,805,894	3.2%
<u>Appropriated Fund Balance</u>						
Appropriated Fund Balance	0	0.0%	38,263,750	15.5%	36,936,232	15.1%
TOTAL:	228,006,911	100.0%	247,165,925	100.0%	244,130,080	100.0%

**Leon County Government
Fiscal Year 2011 Budget**

Total Expenditures by Function

	<u>FY 2009</u>		<u>FY 2010</u>		<u>FY 2011</u>	
	<u>Actual</u>	<u>%</u>	<u>Adopted</u>	<u>%</u>	<u>Budget</u>	<u>%</u>
<u>General Government Services</u>						
Legislative	1,392,897		1,377,740		1,404,766	
Executive	1,485,969		1,839,766		1,843,182	
Property Appraiser	4,222,214		4,453,138		4,445,162	
Tax Collector	5,076,098		4,801,872		4,821,940	
Clerk Finance	1,542,915		1,630,613		1,520,587	
Article V Expenses	409,164		0		0	
Financial & Administrative	7,234,189		9,176,595		9,439,138	
Legal Counsel	1,342,202		1,604,096		1,780,798	
Comprehensive Planning	1,092,107		1,133,455		1,241,241	
Other General Governmental Services	4,745,867		6,186,554		6,799,750	
Supervisor of Elections	2,964,657		3,481,986		2,918,446	
Subtotal	31,508,279	15%	35,685,815	14%	36,215,010	15%
<u>Public Safety</u>						
Law Enforcement	34,565,662		32,542,486		33,508,115	
Fire Control	4,051,921		6,853,747		7,474,563	
Detention and Correction	30,902,223		32,728,339		32,889,410	
Protective Inspections	1,769,980		1,704,916		1,470,684	
Emergency & Disaster Relief	4,941,069		156,055		131,032	
Ambulance & Rescue	13,807,341		14,424,587		15,617,203	
Medical Examiner	351,886		375,000		393,750	
Other Public Safety	672,417		290,346		109,725	
Subtotal	91,062,499	42%	89,075,476	36%	91,596,023	38%
<u>Physical Environment</u>						
Garbage/Solid Waste Control	10,197,171		11,632,783		11,761,770	
Sewer/Wastewater Services	211,215		237,280		232,500	
Conservation & Resource Management	5,121,444		4,551,033		3,865,906	
Flood Control	6,871,756		7,888,900		5,187,121	
Other Physical Environment	2,326,112		2,332,995		2,355,602	
Subtotal	24,727,698	11%	26,642,991	11%	23,402,899	10%
Transportation	20,079,593	9%	20,365,994	8%	19,507,814	8%
<u>Economic Environment</u>						
Employment Opportunity (Summer Youth)	67,057		73,943		73,943	
Tourist Development/Econ. Dev. Council	3,088,737		3,429,945		3,326,624	
Community Redevelopment/Housing	4,072,862		2,158,690		2,158,765	
Subtotal	7,228,656	3%	5,662,578	2%	5,559,332	2%
Human Services	8,732,395	4%	9,272,675	4%	10,096,851	4%
<u>Culture/Recreation</u>						
Libraries	6,238,105		6,565,246		6,783,791	
Parks & Recreation	5,787,642		4,263,612		5,474,311	
Cultural Services	654,500		654,500		654,500	
Special Events	21,500		22,000		24,500	
Subtotal	12,701,747	6%	11,505,358	5%	12,937,102	5%
Debt Service	9,391,462	4%	9,391,043	4%	9,416,769	4%
<u>Intragovernmental Services</u>						
Intragovernmental Services	692,264		651,695		380,100	
Motor Pool	1,188,670		2,944,802		3,096,008	
Grants Program	94,425		90,000		91,650	
Insurance Program	2,774,101		3,864,000		4,085,334	
Budgeted Contingency	0		28,610,024		24,457,912	
Subtotal	4,749,460	2%	36,160,521	15%	32,111,004	13%
<u>Court Related</u>						
Court Administration	185,405		193,740		199,033	
State Attorney	55,798		136,431		136,388	
Public Defender	56,676		155,475		155,994	
Clerk of Circuit Court	0		405,082		411,334	
Guardian Ad Litem	0		20,651		20,561	
Article V	3,417,480		0		87,755	
Other Court Related Programs	2,995,663		2,492,095		2,276,211	
Subtotal	6,711,022	3%	3,403,474	1%	3,287,276	1%
TOTAL:	216,892,811	100%	247,165,925	100%	244,130,080	100%

**Leon County Government
Fiscal Year 2011 Budget**

Total Operating and Capital Expenditures by Function

	FY 2009 Actual				FY 2010 Adopted				FY 2011 Budget			
	Operating	Capital	Total	%	Operating	Capital	Total	%	Operating	Capital	Total	%
General Government Services												
Legislative	1,392,897	-	1,392,897		1,377,740	-	1,377,740		1,404,766	-	1,404,766	
Executive	1,485,969	-	1,485,969		1,839,766	-	1,839,766		1,843,182	-	1,843,182	
Property Appraiser	4,222,214	-	4,222,214		4,453,138	-	4,453,138		4,445,162	-	4,445,162	
Tax Collector	5,076,098	-	5,076,098		4,801,872	-	4,801,872		4,821,940	-	4,821,940	
Clerk Finance	1,542,915	-	1,542,915		1,630,613	-	1,630,613		1,520,587	-	1,520,587	
Article V Expenses	409,164	-	409,164		-	-	-		-	-	-	
Financial & Administrative	7,184,435	49,754	7,234,189		8,756,595	420,000	9,176,595		9,039,138	400,000	9,439,138	
Legal Counsel	1,342,202	-	1,342,202		1,604,096	-	1,604,096		1,780,798	-	1,780,798	
Comprehensive Planning	1,092,107	-	1,092,107		1,133,455	-	1,133,455		1,241,241	-	1,241,241	
Other General Governmental	1,979,802	2,766,065	4,745,867		3,867,929	2,333,625	6,201,554		4,320,750	2,479,000	6,799,750	
Supervisor of Elections	2,964,657	-	2,964,657		3,466,986	-	3,466,986		2,918,446	-	2,918,446	
Subtotal	28,692,460	2,815,819	31,508,279	15%	32,932,190	2,753,625	35,685,815	14%	33,336,010	2,879,000	36,215,010	15%
Public Safety												
Law Enforcement	34,565,662	-	34,565,662		32,542,486	-	32,542,486		33,509,656	-	33,509,656	
Fire Control	4,051,921	-	4,051,921		6,853,747	-	6,853,747		7,474,563	-	7,474,563	
Detention and Correction	30,730,155	172,068	30,902,223		32,178,339	550,000	32,728,339		32,889,410	-	32,889,410	
Protective Inspections	1,769,980	-	1,769,980		1,704,916	-	1,704,916		1,470,684	-	1,470,684	
Emergency & Disaster Relief	152,328	4,788,741	4,941,069		156,055	-	156,055		131,032	-	131,032	
Ambulance & Rescue	13,070,970	736,371	13,807,341		13,825,048	599,539	14,424,587		14,735,203	882,000	15,617,203	
Medical Examiner	351,886	-	351,886		375,000	-	375,000		393,750	-	393,750	
Other Public Safety	73,237	599,180	672,417		125,875	164,471	290,346		109,725	-	109,725	
Subtotal	84,766,139	6,296,360	91,062,499	42%	87,761,466	1,314,010	89,075,476	36%	90,714,023	882,000	91,596,023	38%
Physical Environment												
Garbage/Solid Waste Control	9,650,656	546,515	10,197,171		10,295,283	1,337,500	11,632,783		10,981,770	780,000	11,761,770	
Sewer/Wastewater Services	211,215	-	211,215		237,280	-	237,280		232,500	-	232,500	
Conservation & Resource	5,121,444	-	5,121,444		4,481,313	69,720	4,551,033		3,783,686	82,220	3,865,906	
Flood Control	3,884,271	2,987,485	6,871,756		3,359,400	4,529,500	7,888,900		3,507,121	1,680,000	5,187,121	
Other Physical Environment	1,732,944	593,168	2,326,112		1,844,215	488,780	2,332,995		1,866,822	488,780	2,355,602	
Subtotal	20,600,530	4,127,168	24,727,698	11%	20,217,491	6,425,500	26,642,991	11%	20,371,899	3,031,000	23,402,899	10%
Transportation												
	8,558,827	11,520,766	20,079,593	9%	10,635,344	9,730,650	20,365,994	8%	11,026,576	8,481,238	19,507,814	8%
Economic Environment												
Employment Opportunity	67,057	-	67,057		73,943	-	73,943		73,943	-	73,943	
Tourist Development/Econ. Dev.	3,088,737	-	3,088,737		3,429,945	-	3,429,945		3,326,624	-	3,326,624	
Community	4,072,862	-	4,072,862		2,158,690	-	2,158,690		2,158,765	-	2,158,765	
Subtotal	7,228,656	-	7,228,656	3%	5,662,578	-	5,662,578	2%	5,559,332	-	5,559,332	2%
Human Services												
	8,607,762	124,633	8,732,395	4%	9,227,480	45,195	9,272,675	4%	9,806,851	290,000	10,096,851	4%
Culture/Recreation												
Libraries	5,888,395	349,710	6,238,105		6,565,246	-	6,565,246		6,743,791	40,000	6,783,791	
Parks & Recreation	3,637,835	2,149,807	5,787,642		3,718,612	545,000	4,263,612		3,908,311	1,566,000	5,474,311	
Cultural Services	654,500	-	654,500		654,500	-	654,500		654,500	-	654,500	
Special Events	21,500	-	21,500		22,000	-	22,000		24,500	-	24,500	
Subtotal	10,202,230	2,499,517	12,701,747	6%	10,960,358	545,000	11,505,358	5%	11,331,102	1,606,000	12,937,102	5%
Debt Service												
	9,391,462	-	9,391,462	4%	9,391,043	-	9,391,043	4%	9,416,769	-	9,416,769	4%
Intragovernmental Services												
Intragovernmental Services	692,264	-	692,264		651,695	-	651,695		380,100	-	380,100	
Motor Pool	1,188,670	-	1,188,670		2,944,802	-	2,944,802		3,096,008	-	3,096,008	
Grants Program	94,425	-	94,425		90,000	-	90,000		91,650	-	91,650	
Insurance Program	2,774,101	-	2,774,101		3,864,000	-	3,864,000		4,085,334	-	4,085,334	
Budgeted Contingency	-	-	-		1,310,930	27,299,094	28,610,024		950,857	23,507,055	24,457,912	
Subtotal	4,749,460	-	4,749,460	2%	8,861,427	27,299,094	36,160,521	15%	8,603,949	23,507,055	32,111,004	13%
Court Related												
Court Administration	185,405	-	185,405		193,740	-	193,740		199,033	-	199,033	
State Attorney	55,798	-	55,798		136,431	-	136,431		136,388	-	136,388	
Public Defender	56,676	-	56,676		155,475	-	155,475		155,994	-	155,994	
Clerk of Circuit Court	-	-	-		405,082	-	405,082		411,334	-	411,334	
Guardian Ad Litem	-	-	-		20,651	-	20,651		20,561	-	20,561	
Article V	2,480,936	936,544	3,417,480		-	-	-		87,755	-	87,755	
Other Court Related Programs	2,995,663	-	2,995,663		2,492,095	-	2,492,095		2,276,211	-	2,276,211	
Subtotal	5,774,478	936,544	6,711,022	3%	3,403,474	-	3,403,474	1%	3,287,276	-	3,287,276	1%
TOTAL:	188,572,004	28,320,807	216,892,811	100%	199,052,851	48,113,074	247,165,925	100%	203,453,787	40,676,293	244,130,080	100%

**Leon County Government
Fiscal Year 2011 Budget**

Total Expenditures by Program

Department / Division	FY 2009 Actual	FY 2010 Adopted	FY 2011 Adopted	Adopted Change	FY 2012 Projected	FY 2013 Projected	FY 2014 Projected	FY 2015 Projected
Legislative/Administrative								
1) County Administration	483,465	755,748	714,224	-5.5%	778,505	803,937	830,458	858,114
2) Office of Management and Budget	880,459	995,939	1,034,040	3.8%	1,094,048	1,127,630	1,162,667	1,199,293
3) County Attorney	1,342,202	1,604,096	1,780,798	11.0%	1,866,098	1,909,904	1,955,604	2,003,353
4) County Commission	1,392,897	1,377,740	1,404,766	2.0%	1,582,295	1,638,938	1,698,151	1,760,037
5) Human Resources	976,711	1,067,892	1,167,613	9.3%	1,167,087	1,199,982	1,234,239	1,270,043
	<u>5,075,734</u>	<u>5,801,415</u>	<u>6,101,441</u>	<u>5.2%</u>	<u>6,488,033</u>	<u>6,680,391</u>	<u>6,881,119</u>	<u>7,090,841</u>

- 1) Decrease reflects personnel costs due to the reclassification of the Assistant to the Management Services Director to an Executive Assistant.
- 2) Increase reflects Florida Retirement System, Health Insurance and the remainder of the Cost of Living adjustment approved by the Board effective April 1, 2010.
- 3) Increase reflects the costs associated with two positions, an Assistant County Attorney and a Legal Assistant plus associated operating costs.
- 4) Increase reflects Florida Retirement System, Health Insurance and the remainder of the Cost of Living adjustment approved by the Board effective April 1, 2010.
- 5) Increase due to the addition of an OPS Project Search Coordinator position in the amount of \$41,817 as approved by the Board at the October 27, 2009 meeting, and for consulting services in the amount of \$50,000 for analysis and actuarial review of Employee Health Insurance Design and to assist in implementing the requirements of the Health Care Reform Act.

Public Services

6) Capital Regional Transportation Planning Agency	8,555	214,309	224,080	4.6%	233,731	241,439	249,443	257,787
7) Health & Human Services	6,392,496	7,180,269	7,710,316	7.4%	7,847,707	7,983,402	8,123,623	8,268,694
8) Intergovernmental Affairs	1,002,504	1,084,018	1,128,958	4.1%	1,184,107	1,219,515	1,256,452	1,295,098
9) Office of Sustainability	85,289	193,263	269,919	39.7%	277,898	284,403	291,166	298,229
10) Planning Department	1,083,552	919,146	955,558	4.0%	959,260	962,354	965,579	968,956
11) Tourist Development	2,378,056	3,096,946	3,008,527	-2.9%	3,041,441	3,075,139	3,108,665	3,142,012
12) Emergency Medical Services	11,746,055	12,880,105	13,623,285	5.8%	14,221,083	14,626,593	15,049,704	15,491,209
13) Library Services	5,835,242	6,565,246	6,743,791	2.7%	7,574,671	7,683,070	7,919,300	8,167,036
14) Cooperative Extension	489,773	521,236	541,447	3.9%	562,476	579,429	597,043	615,425
15) Blueprint 2000	0	0	61,603	0.0%	64,740	67,464	70,317	73,316
	<u>29,021,522</u>	<u>32,654,538</u>	<u>34,267,484</u>	<u>4.9%</u>	<u>35,967,114</u>	<u>36,722,808</u>	<u>37,631,292</u>	<u>38,577,762</u>

- 6) Increase reflects Florida Retirement System, Health Insurance and the remainder of the Cost of Living adjustment approved by the Board effective April 1, 2010.
- 7) Reflects an increase in the State Medicaid payments (\$363,000), an additional \$75,000 for Community Human Service Partnership regranting, and \$58,418 for a Healthcare Services Coordinator position.
- 8) Increase reflects Florida Retirement System, Health Insurance and the remainder of the Cost of Living adjustment approved by the Board effective April 1, 2010.
- 9) Increase is due to the addition of a new Energy Coordinator position as approved by the Board at the March 23, 2010 meeting, which will be funded by energy cost savings.
- 10) Increase reflects Florida Retirement System, Health Insurance and the remainder of the Cost of Living adjustment approved by the Board effective April 1, 2010.
- 11) Decrease reflects reductions in contracts and utility costs in the amount of \$11,219, off-set by costs associated with the funding an OPS administrative customer service position in the amount of \$24,506. This cost will be partially off-set by payments from the Downtown Improvement Authority for a share of the position.
- 12) Increase reflects fuel, oil and vehicle coverage costs, and Florida Retirement System, Health Insurance and the remainder of the Cost of Living adjustment approved by the Board effective April 1, 2010.
- 13) Increase reflects Florida Retirement System, Health Insurance and the remainder of the Cost of Living adjustment approved by the Board effective April 1, 2010.
- 14) Increase reflects Florida Retirement System, Health Insurance and the remainder of the Cost of Living adjustment approved by the Board effective April 1, 2010.
- 15) Increase is due to a new Blueprint 2000 employee opting for County benefits as allowed in the inter-local agreement. Blueprint 2000 will reimburse the County annually for these expenses.

**Leon County Government
Fiscal Year 2011 Budget**

Total Expenditures by Program

Department / Division	FY 2009 Actual	FY 2010 Adopted	FY 2011 Adopted	Adopted Change	FY 2012 Projected	FY 2013 Projected	FY 2014 Projected	FY 2015 Projected
Management Services								
16) Support Services	232,405	0	0	0.0%	0	0	0	0
17) Purchasing	498,157	562,008	587,822	4.6%	617,890	639,281	661,494	684,692
18) Facilities Management	7,270,501	7,905,861	7,933,308	0.3%	8,270,747	8,317,109	8,542,412	8,824,988
19) M/W Small Business Enterprise	293,075	245,348	223,300	-9.0%	230,013	235,736	241,718	247,995
20) Management Information Services	6,853,087	7,288,057	7,396,136	1.5%	7,656,609	7,850,621	8,052,459	8,263,270
21) County Probation	2,132,862	2,136,303	2,304,938	7.9%	2,404,818	2,482,555	2,563,610	2,648,418
	17,280,087	18,137,577	18,445,504	1.7%	19,180,077	19,525,302	20,061,693	20,669,363

- 16) In FY09, the County Administrator realigned personnel within the organization and eliminated the Management Services, Support Services division.
- 17) Increase reflects Florida Retirement System, Health Insurance, the remainder of the Cost of Living adjustment approved by the Board effective April 1, 2010, and maintenance and repair costs.
- 18) Increase reflects Florida Retirement System, Health Insurance and the remainder of the Cost of Living adjustment approved by the Board effective April 1, 2010.
- 19) Shows a decrease in professional services in the amount of \$50,000, associated with the expiration of the contract with the Small Business Development Center, off-set by an increase in contracts services in the amount of \$19,850 for the annual renewal fee for MWSBE software.
- 20) Increase reflects Florida Retirement System, Health Insurance and the remainder of the Cost of Living adjustment approved by the Board effective April 1, 2010.
- 21) Increase is due to the implementation of the onsite Drug & Alcohol testing program as approved by the Board at the December 8, 2009 meeting. As requested by the Judiciary, the program will test Pretrial and Probation clients that are court ordered to perform weekly urinalysis and/or alcohol testing. Human Resources, Risk Management and Constitutional departments will also utilize the testing center for pre-employment, post accident and other necessary testing needs. Personnel expenses and program expenses for a Drug Screening Coordinator and a Drug Screening Technician are self-funded through client service fees.

Growth & Environmental Management

22) Environmental Compliance	1,433,540	1,467,563	1,295,126	-11.7%	1,362,267	1,410,031	1,459,769	1,511,758
23) Development Services	807,397	792,967	605,272	-23.7%	634,233	658,464	683,744	710,230
24) Permit & Compliance Services	784,830	799,031	438,046	-45.2%	457,750	474,306	491,563	509,654
25) DEP Storage Tank	135,485	146,373	153,180	4.7%	159,593	164,842	170,299	176,004
26) Building Inspection	1,372,539	1,374,163	1,145,744	-16.6%	1,194,929	1,235,477	1,277,737	1,321,954
27) Support Services	0	0	346,363	0.0%	371,881	384,227	397,101	410,550
	4,533,791	4,580,097	3,983,731	-13.0%	4,180,653	4,327,347	4,480,213	4,640,149

- 22) Decrease reflects a \$227,565 reduction associated with the elimination of 3.00 FTE positions due to the decline in permitting associated with the recession off set by Florida Retirement System, Health Insurance, the remainder of the Cost of Living adjustment approved by the Board effective April 1, 2010.
- 23) Decrease reflects a \$169,273 reduction associated with the elimination of 2.00 FTE positions due to the decline in permitting as a result of the economic conditions off set by Florida Retirement System, Health Insurance, the remainder of the Cost of Living adjustment approved by the Board effective April 1, 2010.
- 24) Decrease due to the reorganization of the Growth Management Department and the realignment of personnel to the Support Services Division (See below).
- 25) Increase reflects Florida Retirement System, Health Insurance and the remainder of the Cost of Living adjustment approved by the Board effective April 1, 2010.
- 26) Decrease reflects a \$224,368 reduction associated with the elimination of 3.25 full-time positions due to the economic conditions off set by Florida Retirement System, Health Insurance and the remainder of the Cost of Living adjustment approved by the Board effective April 1, 2010.
- 27) Reflects costs associated with personnel and operating off-set by the elimination of the Assistant to the Growth & Environmental Management position in the amount of \$68,120 as part of the FY10 reorganization of Growth and Environmental Management department. The reorganization will save \$464,154 in expenses in FY11.

**Leon County Government
Fiscal Year 2011 Budget**

Total Expenditures by Program

Department / Division	FY 2009 Actual	FY 2010 Adopted	FY 2011 Adopted	Adopted Change	FY 2012 Projected	FY 2013 Projected	FY 2014 Projected	FY 2015 Projected
Public Works								
28) Solid Waste	9,015,288	9,648,465	10,346,723	7.2%	10,576,691	10,924,095	11,251,460	11,653,437
29) Animal Services	1,042,604	1,086,220	1,112,362	2.4%	1,144,847	1,174,882	1,205,994	1,238,294
30) Support Services	548,689	559,129	608,433	8.8%	643,741	660,680	678,354	696,805
31) Fleet Management	1,168,776	2,930,943	3,083,086	5.2%	3,113,758	3,139,858	3,167,117	3,195,705
32) Parks & Recreation	2,193,265	2,241,405	2,264,194	1.0%	2,422,349	2,590,418	2,670,916	2,806,814
33) Engineering Services	3,167,775	3,244,506	3,305,137	1.9%	3,448,364	3,555,700	3,667,612	3,784,690
34) Operations	8,462,581	9,612,772	9,784,920	1.8%	10,127,250	10,454,357	10,710,991	11,024,290
	<u>25,598,978</u>	<u>29,323,440</u>	<u>30,504,855</u>	<u>4.0%</u>	<u>31,477,000</u>	<u>32,499,990</u>	<u>33,352,444</u>	<u>34,400,033</u>

- 28) Increase reflects costs associated with Waste Characterization Study, other current contracts or other obligations for continuity of services (Waste Management), and Florida Retirement System, Health Insurance and a Cost of Living adjustment.
- 29) Increase reflects vehicle coverage, fuel costs and Florida Retirement System, Health Insurance and the remainder of the Cost of Living adjustment approved by the Board effective April 1, 2010.
- 30) Increase reflects match grant funding to support extending the StarMetro bus services on Mahan Dr. in the amount of \$40,000.
- 31) Increase reflects fuel supplies which are offset by department, constitutional and other agency billings. Increase also reflects vehicle coverage, fuel costs and Florida Retirement System, Health Insurance and the remainder of the Cost of Living adjustment approved by the Board effective April 1, 2010.
- 32) Increase reflects Florida Retirement System, Health Insurance and the remainder of the Cost of Living adjustment approved by the Board effective April 1, 2010. Increase also reflects costs associated with operating expenses.
- 33) Increase reflects contracts/other obligation for continuity of services for the Water Atlas in the amount of \$11,940 which is jointly funded with the City of Tallahassee, and increase for the Florida Retirement System, Health Insurance and the remainder of the Cost of Living adjustment approved by the Board effective April 1, 2010.
- 34) Increase reflects Florida Retirement System, Health Insurance and the remainder of the Cost of Living adjustment approved by the Board effective April 1, 2010.

Constitutional

35) Property Appraiser	4,222,214	4,453,138	4,445,162	-0.2%	4,564,408	4,701,257	4,842,208	4,987,384
36) Clerk of the Circuit Court	1,952,079	2,035,695	1,931,921	-5.1%	1,985,669	2,040,943	2,097,788	2,156,248
37) Tax Collector	5,278,299	4,801,872	4,821,940	0.4%	4,851,968	4,901,248	4,951,147	5,000,272
38) Sheriff	62,535,177	61,952,481	63,573,431	2.6%	65,393,627	67,244,572	69,174,614	71,187,620
39) Supervisor of Elections	2,762,456	3,466,986	2,918,446	-15.8%	4,586,380	3,311,247	3,595,504	3,460,132
	<u>76,750,225</u>	<u>76,710,172</u>	<u>77,690,900</u>	<u>1.3%</u>	<u>81,382,052</u>	<u>82,199,267</u>	<u>84,661,261</u>	<u>86,791,656</u>

- 35) Decrease reflects the reduction of one position due to the replacement of the office's appraisal software.
- 36) Decline is associated with personnel expenditures associated with the decline in fee supported revenue.
- 37) Increase reflects minor adjustment to commission rates for collection services due to non ad valorem assessment for fire services.
- 38) Increase reflects Florida Retirement System, Health Insurance and the remainder of the Cost of Living adjustment approved by the Board effective April 1, 2010.
- 39) Reduction is due to the removal of \$275,000 for rental space from during FY10 subsequent to a review of consolidating the office's warehouse and administrative space, and a resubmission of the SOE budget with a \$250,000 decrease as requested by the Board.

Judicial

40) Guardian Ad Litem	15,762	20,651	20,561	-0.4%	20,561	20,561	20,561	20,561
41) Court Administration	188,146	188,640	192,527	2.1%	200,442	207,058	213,959	221,193
42) State Attorney	119,225	122,031	121,676	-0.3%	121,676	121,676	121,676	121,676
43) Other Court-Related Programs	544,570	717,193	662,463	-7.6%	675,056	535,855	508,007	494,234
44) Public Defender	137,952	140,025	140,200	0.1%	140,200	140,200	140,200	140,200
	<u>1,005,655</u>	<u>1,188,540</u>	<u>1,137,427</u>	<u>-4.3%</u>	<u>1,157,935</u>	<u>1,025,350</u>	<u>1,004,403</u>	<u>997,864</u>

- 40) Decrease reflects the costs associated with the phone system.
- 41) Increase reflects Florida Retirement System, Health Insurance, the remainder of the Cost of Living adjustment approved by the Board effective April 1, 2010, and communication costs.
- 42) Decrease reflects the costs associated with phone system.
- 43) Decrease reflects the FY10 mid-year reorganization of Teen Court including the reduction of 1.5 FTE positions :the elimination of an Administrative Associate position and changing the Teen Court Education Coordinator position to a part-time position.
- 44) Increase reflects Florida Retirement System, Health Insurance and the remainder of the Cost of Living adjustment approved by the Board effective April 1, 2010.

**Leon County Government
Fiscal Year 2011 Budget**

Total Expenditures by Program

Department / Division	FY 2009 Actual	FY 2010 Adopted	FY 2011 Adopted	Adopted Change	FY 2012 Projected	FY 2013 Projected	FY 2014 Projected	FY 2015 Projected
Non-Operating								
45) Budgeted Reserves	100,381	1,310,930	1,093,090	-16.6%	940,505	3,008,421	2,684,315	1,413,239
46) Risk Allocations	1,870,544	1,341,882	1,381,311	2.9%	1,381,311	1,381,311	1,381,311	1,381,311
47) Risk Financing & Workers Comp	2,739,026	3,827,500	4,050,018	5.8%	4,041,829	4,035,712	4,029,333	4,022,668
48) Fire Control	4,051,921	6,853,747	7,474,563	9.1%	6,544,548	6,544,548	6,544,548	6,544,548
49) Communications	1,078,190	908,005	707,419	-22.1%	707,419	707,419	707,419	707,419
50) Other Non-Operating	5,617,095	5,260,269	5,381,990	2.3%	5,456,180	5,577,743	5,702,621	5,831,479
51) Line Item Funding	2,053,984	1,508,059	1,560,559	3.5%	1,560,559	1,560,559	1,560,559	1,560,559
	<u>17,511,141</u>	<u>21,010,392</u>	<u>21,648,950</u>	<u>3.0%</u>	<u>20,632,351</u>	<u>22,815,713</u>	<u>22,610,106</u>	<u>21,461,223</u>

- 45) Decline reflects the adjustment of reserves allocations associated with Department operations.
 46) Increase reflects increases to departments and divisions for property insurance and other insurance premiums such as vehicles.
 47) Increase reflects premiums due to insurance to providers.
 48) Increase reflects the amount due from unincorporated property owners in FY10, that will be collected on the FY11 tax bill to fund fire services.
 49) Decrease is due to the continuing scales of economy associated with the expansion of the phone system.
 50) Reflects increase in maintenance costs associated with the first full year of operating the new digital radio system, off set by decreases in Community Redevelopment TIF payment, and decreased Juvenile Justice payments.
 51) Increase reflects additional funding allocated by the Board for the Palmer Monroe Teen Center at the January 26, 2010 budget workshop.

Debt Service

52) Debt Service	9,391,462	9,391,043	9,416,769	0.3%	9,416,382	9,411,937	9,409,999	9,416,974
	<u>9,391,462</u>	<u>9,391,043</u>	<u>9,416,769</u>	<u>0.3%</u>	<u>9,416,382</u>	<u>9,411,937</u>	<u>9,409,999</u>	<u>9,416,974</u>

- 52) Leon County maintains level debt service. Slight increase is due to an increase in principal payments offset by a decline in interest payments.

Capital Improvement Program (53)

Department / Division	FY 2009 Actual	FY 2010 Adopted	FY 2011 Adopted	Adopted Change	FY 2012 Projected	FY 2013 Projected	FY 2014 Projected	FY 2015 Projected
Management Information Services	1,906,514	1,481,000	1,473,500	-0.5%	1,676,500	1,539,280	1,539,280	1,539,280
Parks & Recreation	2,099,377	545,000	1,100,000	101.8%	1,547,500	915,500	1,213,000	1,190,000
Miscellaneous	5,099,491	500,000	513,500	2.7%	574,250	1,730,000	286,050	80,000
Facilities Management	3,389,438	1,632,291	2,055,000	25.9%	1,154,000	689,000	264,000	224,000
Animal Services	5,747	0	0	0.0%	0	0	0	0
Management Information Services	15,189	0	0	0.0%	0	0	0	0
Public Works - Operations	1,280,418	903,500	859,000	-4.9%	891,000	871,000	871,000	871,000
Stormwater Maintenance	18,585	400,000	50,000	-87.5%	50,000	50,000	50,000	50,000
Fleet Management	2,218,822	2,191,039	1,886,000	-13.9%	3,339,391	3,277,805	3,108,826	3,715,575
Engineering Services	11,740,711	11,823,650	8,452,238	-28.5%	11,248,854	7,910,000	6,085,900	5,771,297
Solid Waste	546,515	1,337,500	780,000	-41.7%	1,221,091	1,478,890	1,777,500	1,700,000
54) Budgeted Capital Reserves	0	27,299,094	23,507,055	-13.9%	15,252,601	7,511,345	3,389,157	599,808
	<u>28,320,807</u>	<u>48,113,074</u>	<u>40,676,293</u>	<u>-15.5%</u>	<u>36,955,187</u>	<u>25,972,820</u>	<u>18,584,713</u>	<u>15,740,960</u>

- 53) Decrease reflects a decline in requested projects and \$1.4 million in Board reductions (Mass Notification System, Centralized Storage, Supervisor of Elections Consolidated Space, and Electronic Document Management) for FY11. Funding would have been \$2.6 million more if currently budget funds for economic stimulus matching funds had not been realigned for requested capital projects.
 54) Decrease due to the continued draw down of budgeted reserves established in FY08 for mandatory and required maintenance projects.

**Leon County Government
Fiscal Year 2011 Budget**

Total Expenditures by Program

Department / Division	FY 2009 Actual	FY 2010 Adopted	FY 2011 Adopted	Adopted Change	FY 2012 Projected	FY 2013 Projected	FY 2014 Projected	FY 2015 Projected
Transfers								
55) Transfers	63,028,101	32,759,541	31,361,408	-4.3%	35,971,873	34,344,015	34,984,190	35,440,636
	<u>63,028,101</u>	<u>32,759,541</u>	<u>31,361,408</u>	<u>-4.3%</u>	<u>35,971,873</u>	<u>34,344,015</u>	<u>34,984,190</u>	<u>35,440,636</u>

55) Decrease is largely due to a reduction in the transfer of general fund dollars to capital projects caused by a lowering of ad valorem revenue by \$1.8 million. This is off set by increased transfers to Building Inspection, Growth Management and Probation Services.

Grants Administration

Department / Division	FY 2009 Actual	FY 2010 Adopted	FY 2011 Adopted	Adopted Change	FY 2012 Projected	FY 2013 Projected	FY 2014 Projected	FY 2015 Projected
Grants Housing	755,466	0	0		0	0	0	0
56) Grants Public Services Admin	73,237	125,875	109,725	-12.8%	109,725	109,725	109,725	109,725
Grants Public Works	116,240	0	0		0	0	0	0
Grants Court Admin	210,188	0	0		0	0	0	0
Grants Parks	105,989	0	0		0	0	0	0
Grants EMS	202,574	0	0		0	0	0	0
Grants Adult Drug Court	77,982	0	0		0	0	0	0
Grants Volunteer	2,298	0	0		0	0	0	0
Parks & Recreation	9,859	0	0		0	0	0	0
Grants Library	53,153	0	0		0	0	0	0
57) Grants Management Services	59,911	129,762	147,001	13.3%	154,119	160,109	166,357	172,892
Grants Co-op	14,532	0	0		0	0	0	0
Grants Human Services	721,980	0	0		0	0	0	0
	<u>2,403,409</u>	<u>255,637</u>	<u>256,726</u>	<u>0.4%</u>	<u>263,844</u>	<u>269,834</u>	<u>276,082</u>	<u>282,617</u>

56) Decrease is a result in decreased revenue available for drivers education grants.

57) Increase associated with the Law Enforcement Block Grant for Pre-Trial Program.

Summary Totals

BCC	81,510,112	90,497,067	93,303,015	3.1%	97,292,877	99,755,838	102,406,761	105,378,149
Constitutional Officers	76,750,225	76,710,172	77,690,900	1.3%	81,382,052	82,199,267	84,661,261	86,791,656
Judicial	1,005,655	1,188,540	1,137,427	-4.3%	1,157,935	1,025,350	1,004,403	997,864
Non-Operating	17,511,141	21,010,392	21,648,950	3.0%	20,632,351	22,815,713	22,610,106	21,461,223
Capital	28,320,807	20,813,980	17,169,238	-17.5%	21,702,586	18,461,475	15,195,556	15,141,152
Total Capital Reserves	0	27,299,094	23,507,055	-13.9%	15,252,601	7,511,345	3,389,157	599,808
Debt Service	9,391,462	9,391,043	9,416,769	0.3%	9,416,382	9,411,937	9,409,999	9,416,974
Grants	2,403,409	255,637	256,726	0.4%	263,844	269,834	276,082	282,617
Total Budget Net Transfers	<u>216,892,811</u>	<u>247,165,925</u>	<u>244,130,080</u>	<u>-1.2%</u>	<u>247,100,628</u>	<u>241,450,759</u>	<u>238,953,325</u>	<u>240,069,443</u>
Total Operating Budget	188,572,004	199,052,851	203,453,787	2.2%	210,145,441	215,477,939	220,368,612	224,328,483
Total Capital Budget	28,320,807	48,113,074	40,676,293	-15.5%	36,955,187	25,972,820	18,584,713	15,740,960
Total Budget Net Transfers	<u>216,892,811</u>	<u>247,165,925</u>	<u>244,130,080</u>	<u>-1.2%</u>	<u>247,100,628</u>	<u>241,450,759</u>	<u>238,953,325</u>	<u>240,069,443</u>

**Leon County Government
Fiscal Year 2011 Budget**

Expenditures by Service Type Requirement - Mandatory, Non-Mandatory, Support and Self-Supporting

<u>Expenditure Summary by Category</u>	FY09	FY10	%	FY11	%	Reference
	<u>Adopted</u>	<u>Adopted</u>	<u>Change</u>	<u>Budget</u>	<u>Change</u>	
MANDATORY						
Constitutional Officers						
Supervisor of Elections	\$ 2,917,983	\$ 3,466,986		\$ 2,918,446		FS 129.202, FS 97-107
Tax Collector	5,095,010	4,801,872		4,821,940		Article VIII Section 1(d), FS 192.091(2), FS 197
Property Appraiser	4,559,707	4,453,138		4,445,162		Article VIII Section 1(d), FS 192.091(1), FS 193.023, FS 193, 194, 196, 200
Sheriff	61,039,235	60,547,326		62,244,253		39.50
Clerk of Court	1,927,079	2,035,695		1,931,921		Article VIII Section 1(d), Article V Section 16
subtotal	75,539,014	75,305,017	-0.31%	76,361,722	1.40%	
Judiciary (Article V)						
State Attorney	125,884	122,031		121,676		Article V Section 14 & 17, FS 29.008
Public Defender	144,775	140,025		140,200		Article V Section 14 & 18, FS 29.008
Guardian Ad Litem	21,836	20,651		20,561		FS 29.008, FS 39.8296
Court Administration	40,935	29,462		28,157		Article V, FS 29.008
Legal Aid	176,991	178,664		178,664		FS 939.185(2)
subtotal	510,421	490,833	-3.84%	489,258	-0.32%	
Charter						
County Commission	1,357,911	1,377,740		1,404,766		Article VIII Section 1(e), FS 125.01 County Charter
County Attorney	1,581,943	1,604,096		1,780,798		FS 127.01, County Charter, LCL Article X, Chapter 2, Section 2-501
County Administrator's Office	817,832	755,748		714,224		F.S. 125.7, County Charter, LCL Article X Chapter 2, Section 2-501
subtotal	3,757,686	3,737,584	-0.53%	3,899,788	4.34%	
Payments						
CRA-Payment	2,514,545	1,834,193		1,837,239		FS 163.506
Debt Service	9,392,507	9,391,043		9,416,769		FS 130
Medical Examiner	375,000	375,000		393,750		FS 406.08
Tubercular Care & Child Protection Exams	61,000	61,000		61,000		FS 392.68(2)
Baker and Marchmen Act	614,949	628,004		638,156		FS 394.76(3)b
Medicaid & Indigent Burial	1,803,500	2,103,500		2,471,430		Med: FS 409.915, IB: FS 406.50
Tax Deed Applications	22,500	22,500		22,500		FS 197.502
Juvenile Detention Payment	2,143,239	1,500,000		1,350,000		FS 985.686
subtotal	16,927,240	15,915,240	-5.98%	16,190,844	1.73%	
Transportation/Stormwater						
Public Works Support Services	541,730	559,129		608,433		
Engineering Services	2,883,717	3,196,506		3,245,197		FS 316.006(3)
Transportation Maintenance	2,736,050	4,224,252		4,235,665		FS 206.47(7), FS 206.60(2), FS 336.02(1)
Right of Ways Maintenance	1,418,523	2,005,904		2,046,889		FS 337.401
Capital Project Reimbursements	(850,000)	(850,000)		(750,000)		
Stormwater Maintenance	4,164,226	2,819,439		2,921,710		FS 403.0893, Chapter 10, LCL Article VII Divisions 1 & 2
Water Quality and TMDL Monitoring	454,665	48,000		59,940		FS 403.0885, US Code: 1342 Title 33 Chapter 26, Comp Plan: Section IV Policy
subtotal	11,348,911	12,003,230	5.77%	12,367,834	3.04%	
Growth Management						
Development Services (not including Bldg Dept)	881,123	792,967		605,272		FS 163.3180, FS 163.3202, LCL: Chapter 10
Environmental Compliance	1,504,278	1,467,563		1,295,126		Sec. 10
Growth - Support Services	653,769	614,524		585,143		Supports functions of Fund 121
subtotal	3,039,170	2,875,054	-5.40%	2,485,541	-13.55%	
Other						
Veterans Services	238,773	193,147		190,461		FS 292.11
Planning	960,899	919,146		955,558		FS 163.3174, FS 163.3167(2)
Court House Annex (Bank of America Building)	936,255	944,435		844,137		Article V, FS 29.008
Property/Liability Insurance	1,873,615	1,341,882		1,381,311		
subtotal	4,009,542	3,398,610	-15.24%	3,371,467	-0.80%	
Solid Waste						
Landfill Closure	453,825	521,456		533,836		FS 403.707
Transfer Station	6,404,364	5,280,220		5,804,710		FS 403.706 and Interlocal Agreement
Solid Waste Management Facility	1,804,092	2,070,645		2,110,656		FS 403.706 and Interlocal Agreement
Hazardous Waste	381,182	397,467		534,343		FS 403.7225, FS 403.704
Recycling Services	451,951	464,807		400,110		FS 403.706(2)
subtotal	9,495,414	8,734,595	-8.01%	9,383,655	7.43%	
TOTAL MANDATORY	\$124,627,398	\$ 122,460,163	-1.74%	\$ 124,550,109	1.71%	

**Leon County Government
Fiscal Year 2011 Budget**

Expenditures by Service Type Requirement - Mandatory, Non-Mandatory, Support and Self-Supporting

<u>Expenditure Summary by Category</u>	FY09	FY10	%	FY11	%	Reference
	<u>Adopted</u>	<u>Adopted</u>	<u>Change</u>	<u>Budget</u>	<u>Change</u>	
<u>NON-MANDATORY</u>						
<u>County Departments</u>						
Jail Detention/Mental Health Coords.	\$ 150,839	\$ 159,178		\$ 164,370		Article V Section 14(c), FS 29.008
Pre-Trial Release	1,313,731	1,075,160		1,026,082		Provided alternative to incarceration
MWSBE	314,191	245,348		223,300		FS 255.10, County Policy No. 96-1
Code Enforcement	200,359	184,507		199,266		Numerous Leon County Code of Laws
Intergovernmental Affairs	375,735	298,168		316,093		FS 951.26
Public Information Office	293,879	288,159		324,154		FS 125.001
Volunteer Services	181,202	180,602		167,255		FS 125.9503, County Emergency Management Plan
Parks and Recreation	2,184,767	2,241,405		2,264,194		
Cooperative Extension	520,932	521,236		541,447		FS 1004.37
Alternative Stabilization	897,982	-		-		
Mosquito Control	638,651	563,177		580,656		FS 388.16
Library	6,629,529	6,565,246		6,743,791		
Housing Services	459,732	527,156		537,774		125.0103(7)
Health Department	237,345	237,345		237,345		FS 154.01
Animal Services	936,678	1,086,220		1,112,362		FS 828.03(1), FS 828.27 - Cruelty, FS 828.30 - Rabies, FS 588.16; Chapter 10, LCL, Division 4, Section 4
Probation	982,272	1,061,143		1,128,427		Provides an alternative to the County Jail
Rural Waste Service Centers	915,707	913,870		963,068		
Primary Health Care	1,750,728	1,749,388		1,804,069		FS 154.011, County Ordinance: Ch 10
Office of Sustainability	185,514	193,263		269,919		Article XVII Section 11
subtotal	19,169,773	18,090,571	-5.63%	18,603,572	2.84%	
<u>Agreements/Payments</u>						
Fire Department - City Payment	5,039,613	6,311,232		6,992,084		FS 125.01(1)d and Interlocal Agreement
City Payment - Parks Rec/Animal Shelter						Interlocal Agreement with City of Tallahassee
CIP	1,013,759	990,515		1,032,612		
subtotal	6,053,372	7,301,747	20.62%	8,024,696	9.90%	
<u>Line Item Funding</u>						
Cultural Resources Comm. (COCA)	654,500	654,500		654,500		Ordinance 2006-34
Tallahassee Trust for Historic Pres.	63,175	63,175		63,175		Ordinance 2006-34
DISC Village/Juvenile Assess. Center	185,759	185,759		185,759		Ordinance 2006-34
Big Brothers/Big Sisters	23,750	-		-		Ordinance 2006-34
United Partners for Human Services	23,750	23,750		23,750		Ordinance 2006-34
Whole Child Leon	38,000	38,000		38,000		Ordinance 2006-34
Dick Howser Center	47,500	-		-		Ordinance 2006-34
Trauma Center	300,000	300,000		200,000		Ordinance 2006-34
Keep Tallahassee Beautiful	21,375	21,375		21,375		Ordinance 2006-34
St. Francis Wildlife	71,250	-		-		Ordinance 2006-34
Economic Development Council	199,500	199,500		199,500		Ordinance 2006-34
Palmer Monroe Teen Center	-	-		150,000		Ordinance 2006-34
subtotal	1,628,559	1,486,059	-8.75%	1,536,059	3.36%	
<u>Miscellaneous</u>						
Youth Sports Teams	4,750	4,750		4,750		
Human Services CHSP	993,677	993,777		1,078,011		County Policy No. 01-04
Military Grant	100,000	100,000		100,000		County Policy No. 03-18
Summer Youth Employment	73,943	73,943		73,943		
Volunteer Fire Department	125,838	542,515		482,479		
Diversionary Funding	100,000	100,000		100,000		
Goodwood Conference Center	300,000	-		-		
Blueprint 2000	-	-		61,603		
CRTPA	15,000	214,309		224,080		Ordinance 2006-34
subtotal	1,713,208	2,029,294	18.45%	2,124,866	4.71%	
<u>Event Sponsorships</u>						
Celebrate America	2,500	2,500		2,500		Ordinance 2006-34
Dr. Martin Luther King Celebration	4,500	4,500		4,500		Ordinance 2006-34
Capital City Classic	5,000	5,000		5,000		Ordinance 2006-34
Friends of Library	2,500	3,000		3,000		Ordinance 2006-34
NAACP Freedom Awards Banquet	1,000	1,000		1,000		Ordinance 2006-34
After School Jazz Jams	2,000	2,000		2,000		Ordinance 2006-34
Soul Santa	4,000	4,000		4,000		Ordinance 2006-34
Veterans Day Parade	-	-		2,500		Ordinance 2006-34
subtotal	21,500	22,000	2.33%	24,500	11.36%	
TOTAL NON-MANDATORY	\$ 28,586,412	\$ 28,929,671	1.20%	\$ 30,313,693	4.78%	

**Leon County Government
Fiscal Year 2011 Budget**

Expenditures by Service Type Requirement - Mandatory, Non-Mandatory, Support and Self-Supporting

<u>Expenditure Summary by Category</u>	FY09	FY10	%	FY11	%	Reference
	Adopted	Adopted	Change	Budget	Change	
<u>SUPPORT FUNCTIONS</u>						
Office of Management & Budget	\$ 956,179	\$ 995,939		\$ 1,034,040		FS 129
Facilities Management	7,027,123	6,961,426		6,992,511		FS 29.008 Maintains County Facilities
Human Resources	1,073,693	1,067,892		1,167,613		Implement Federal and State legislation regarding employment practices
Management Information Services	5,551,832	5,465,217		5,550,689		FS 29.008 Maintains all County information systems - emails, hardware, software, etc
Purchasing	533,862	562,008		587,822		FS 274.03, FS 287 County Ordinance: Chapter 2 Article IX Section 2.401
Geographic Information Systems	1,887,201	1,822,840		1,845,447		Interlocal Agreement with the City of Tallahassee
Public Services - Support	460,748	497,691		488,711		LCL, Chapter 2, Article X Section 2-502
Non-Operating (Audit, Bank Charges, etc.)	762,490	766,167		769,946		
TOTAL SUPPORT FUNCTIONS	\$ 18,253,128	\$ 18,139,180	-0.62%	\$ 18,436,779	1.64%	
<u>RESERVES</u>						
Salary Contingency	-	-		-		
Budgeted Contingency; all funds	2,007,703	1,310,930		1,093,090		
TOTAL BUDGETED RESERVES	\$ 2,007,703	\$ 1,310,930	-34.70%	\$ 1,093,090	-16.62%	
TOTAL GENERAL REVENUE SUPPORTED	\$ 173,474,641	\$ 170,839,944	-1.52%	\$ 174,393,671	2.08%	
<u>SELF SUPPORTING AND INTERNAL SERVICES</u>						
Building Inspection	\$ 1,475,222	\$ 1,374,163		\$ 1,145,744		Numerous FS cites - see division page
Fleet Management	3,162,264	2,930,943		3,083,086		
Risk Management	4,658,700	3,827,500		4,050,018		Workers Compensation, Property, Liability Insurance
Communications Trust Fund	1,049,131	908,005		707,419		
Teen Court	188,118	189,592		113,842		FS 938.19, Ordinance 7-28
Drug Abuse Trust Fund	93,349	83,659		52,369		
Judicial Programs	345,675	348,937		369,957		FS 939.185, Chapter 7, Article II, Section 7-24
SHIP	781,668	-		-		FS 420.9073
Other Grant Related Activity	565,839	613,165		621,061		
9-1-1 Funding	1,267,004	1,284,000		1,208,023		FS 365.171
Emergency Medical Services (EMS)	12,700,885	12,880,105		13,623,285		FS 125.01(1)e, County Ordinance: Ch 8 Article III Section 8
Tourist Development Funding (all 5 Cents)	3,424,811	3,096,946		3,008,527		
Housing Finance Authority	31,635	31,350		31,065		FS 159.601, FS 159.604
Primary Healthcare MSTU	60,000	-		-		FS 154.011, County Ordinance: Ch 10 Article XVII Section 11
Amtrak	22,899	23,747		22,984		
Killaran Lakes Special Assessment	237,280	237,280		232,500		Interlocal Agreement with the City of Tallahassee
800 Mhz Radio Support	474,551	383,515		543,147		
Huntington Oaks Plaza	-	-		96,660		
Drug & Alcohol Testing	-	-		150,429		
TOTAL SELF SUPPORTING AND INTERNAL SERVICES	\$ 30,539,031	\$ 28,212,907	-7.62%	\$ 29,060,116	3.00%	
TOTAL OPERATING BUDGET	\$ 204,013,672	\$ 199,052,851	-2.43%	\$ 203,453,787	2.21%	
TOTAL CAPITAL BUDGET	\$ 29,168,846	\$ 20,813,980	-28.64%	\$ 17,169,238	-17.51%	
TOTAL CAPITAL RESRVs.	\$ 34,228,129	\$ 27,299,094	-20.24%	\$ 23,507,055	-13.89%	
GRAND TOTAL FY11 BUDGET	\$ 267,410,647	\$ 247,165,925	-7.57%	\$ 244,130,080	-1.23%	

Major Revenue Overview

(FY 2011 Revenue Estimates projected in Millions at 95%)

AD VALOREM PROPERTY TAXES (\$107.80)

Ad Valorem property taxes are derived from all nonexempt real and personal property located within the County. (MSTU Ad Valorem not included)

LOCAL OPTION GAS TAX (\$3.43)

This is a locally imposed tax of 6 cents per gallon on every net gallon of motor and diesel fuel. Per the interlocal agreements, this revenue is shared 50%/50% for the first 4 cents between the City and County and 60% City and 40% County for the remaining 2 cents.

9TH CENT GAS TAX (\$1.27)

Prior to FY02, the 9th Cent Gas Tax was a state imposed one cent tax on special and diesel fuel. Effective FY02, the County levies the amount locally on all fuel consumption.

STATE SHARED GAS TAX (\$3.50)

Tax derived from the County Fuel Tax and the Constitutional Gas Tax. These revenues are all restricted to transportation related expenditures.

ENVIRONMENTAL PERMITS (\$0.89)

Environmental permit/development review fees are revenues derived from development projects for compliance with stormwater, landscape, tree protection, site development, and zoning and subdivision regulations.

BUILDING PERMITS (\$1.04)

Building permit fees are revenues derived from developers of residential and commercial property. Revenues are intended to offset the cost of inspections assuring that development activity meets local, state and federal building code requirements.

LOCAL OPTION SALES TAX (\$3.05)

The Local Government Infrastructure Sales Tax (Local Option) is a 1 cent sales tax on all transactions up to \$5,000. Effective December 2004, the sales taxes are disbursed at 80% for Blueprint 2000, 10% County and 10% City.

LOCAL GOVERNMENT 1/2 CENT SALES TAX (\$9.79)

The Local Government 1/2 Cent Sales Tax is based on 8.814 percent of net sales tax proceeds remitted by all sales tax dealers located within the County. Revenue is shared between County (56.6%) and City (43.4%) based on statutory defined distribution formula.

TELECOMMUNICATIONS TAX (\$4.13)

This is a two-tiered tax, each with its own rate. The two taxes are (1) The State Communications Services Tax (State Tax) and the Local Option Communications Services Tax (Local Option Tax). The County levies the local tax at a rate of 5.22%. The County has also eliminated its 5% cable franchise fee and certain Right-Of-Way permit fees.

PUBLIC SERVICE TAX (\$6.21)

The Public Service Tax is based upon a 10% levy on gas, water, electric services and \$.04 per gallon on fuel oil.

STATE REVENUE SHARING TAX (\$3.80)

The Florida Legislature repealed the intangible tax revenues which comprised the majority of the County's revenue sharing in 2002. The Legislature replaced the lost revenue with a 2.044% of sales tax collections (96.5% of revenue sharing comes from this source and 3.5% comes from cigarette tax collections). (FL Statutes 210 and 212).

LOCAL OPTION TOURIST TAX (\$3.72)

This is a locally imposed 5% tax levied on rentals and leases of less than six months duration. A 1% option has been levied by the Board to pay for a performing arts center.

EMERGENCY MEDICAL SERVICES MSTU and AMBULANCE FEES (\$15.55)

Funding for emergency medical services is provided by a .50 mil municipal service taxing unit (MSTU) property tax and ambulance transport fees. Estimates indicate that \$6.8 million will be generated from the MSTU and \$8.7 million from ambulance fees.

PROBATION FEES (\$1.10)

The Probation fees are a combination of County court probation fees, alternative community service fees, no-show fees, and pretrial release fees. These fees are collected from individuals committing infractions that fall within the jurisdiction of Leon County Courts.

LANDFILL & TRANSFER STATION TIPPING FEES (\$8.48)

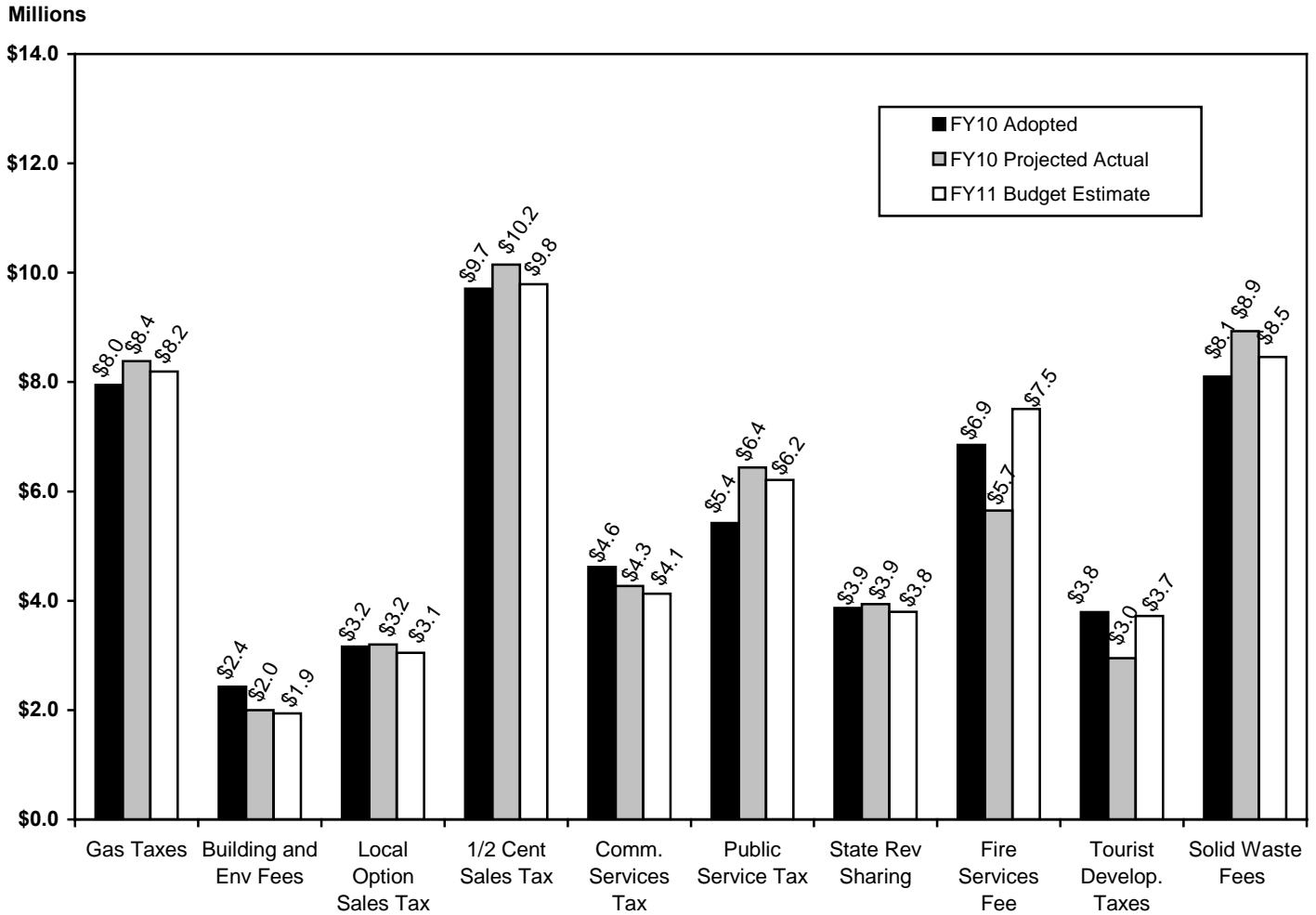
Tipping fees are revenues collected by the County for sorting, reclaiming and disposing of solid waste at the County landfill and transfer station (This does not include the non-ad valorem assessment of \$40/single family home).

FIRE SERVICES FEE (\$7.51)

This fee adopted on June 9, 2009, is charged as a flat fee to single family homes and on a square footage basis to businesses in the unincorporated area to pay for fire services.

Major Revenues

Adopted Budget FY 2010, Projected Actuals FY 2010, and Estimated Budget FY 2011

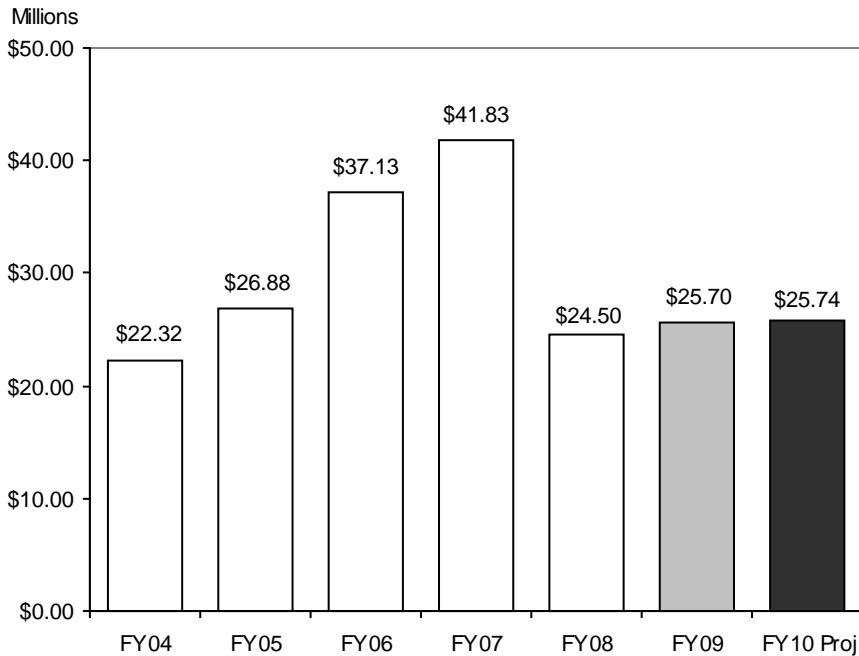


Adopted Budget FY 2010, Projected Actual Collections FY 2010, and Estimated Budget FY 2011:

This chart illustrates a comparison between the current budget, the projected actual collections for FY 2010, and the FY 2011 budget estimates. The chart depicts FY 2011 revenues forecasted at 95% as required by Florida Statute. Detailed charts of these revenues are shown on the subsequent pages, including ad valorem taxes.

Major Revenues

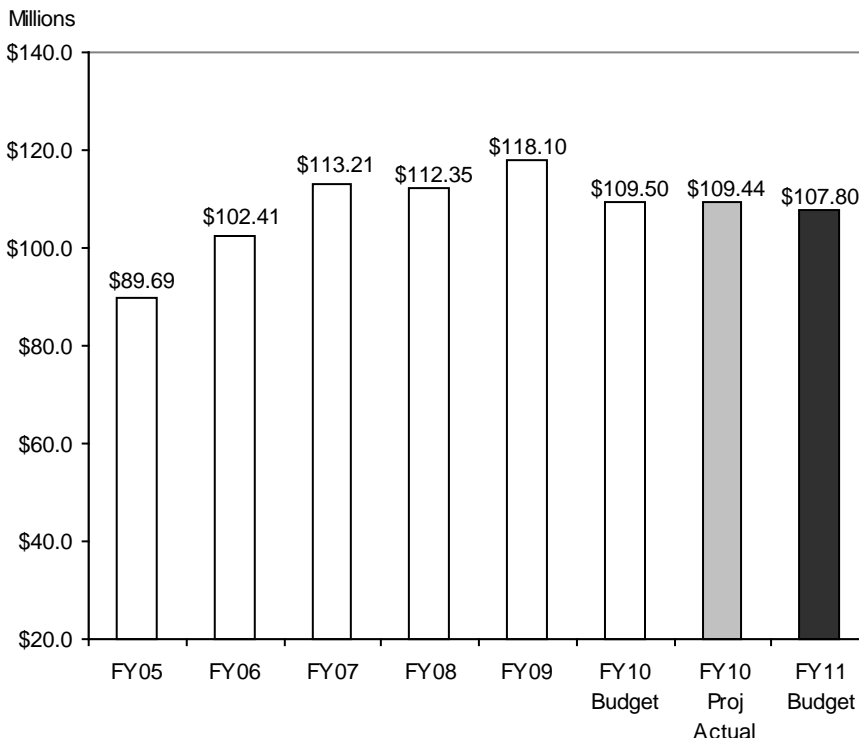
General/Fine & Forfeiture: Fund Balance



General Fund – Fund Balance:

Fund Balance is maintained for cash flow and emergency reserve purposes as well as a reserve for one-time capital improvement needs. In addition, the amount of fund balance is used by rating agencies in determining the bond rating for local governments. The Leon County Reserves Policy requires fund balances to be between a minimum of 15% and a maximum of 30% of operating expenditures. Generally, fund balances in excess of the minimum reserves amounts are utilized to support one-time expenditures or to address unforeseen revenue shortfalls. The unaudited fund balance for FY10 is \$25.74 million. This reflects 21% of operating expenditures and is consistent with the County's Reserve Policy.

Ad Valorem Tax: Actuals and Projections



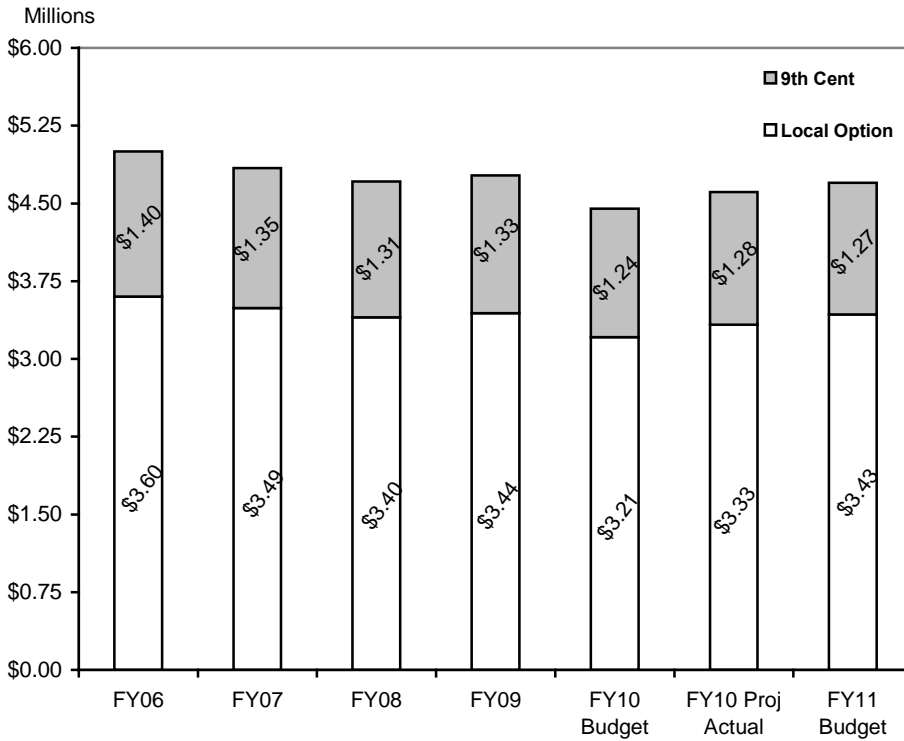
Ad Valorem Property Taxes:

The amounts shown are the combined General Fund and Fine and Forfeiture Fund levies. The tentative millage rate for FY11 is 7.85. The revenues budgeted for FY10 represent 95% of anticipated revenues and do not include Municipal Services Taxing Unit (MSTU) revenues.

In January 2008 a constitutional amendment was passed that established restrictions on property valuations, such as an additional \$25,000 homestead exemption and Save Our Homes tax portability. These restrictions will limit future growth in ad valorem taxes. The forecasted FY11 level trend is due to little or no recovery in property values associated with the recession, specifically the repressed housing market. As a result of the Board maintaining the millage rate at 7.85, property owners will see \$1.8 million in ad valorem tax savings.

Major Revenues

Local Option Gas Tax: Actuals and Projections



Local Gas Taxes:

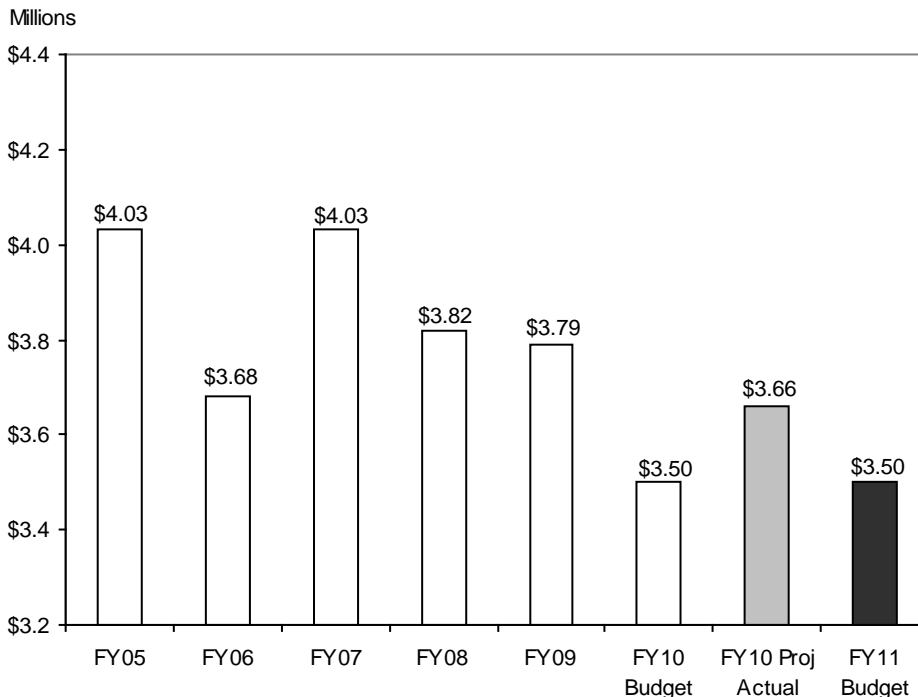
Local Option Gas Tax:

The Local Option Gas Tax is a locally imposed 6 cents per gallon on every net gallon of motor and diesel fuel. Per the interlocal agreements, this revenue is shared 50/50 for the first 4 cents between the City and County and 60% City and 40% County for the remaining 2 cents. This equates to the County 46% and the City 54%. Funds are restricted to transportation related expenditures. This gas tax sunsets in August 2015. The amounts shown are the County's share only.

This is a consumption based tax on gallons purchased. Since FY06, decreased fuel consumption has continued to cause a general decline in gas tax revenue due to the steady increase in gas prices beginning in FY07.

In FY09, Leon County collected a slightly higher amount of gas tax revenue and anticipates similar levels in FY10 and out-years. This variance is primarily attributed to the decrease in the cost of gas at the pump and consumption returning to levels prior to the spike in fuel costs in FY08.

State Shared Gas Tax: Actuals and Projections



State Shared Gas Taxes:

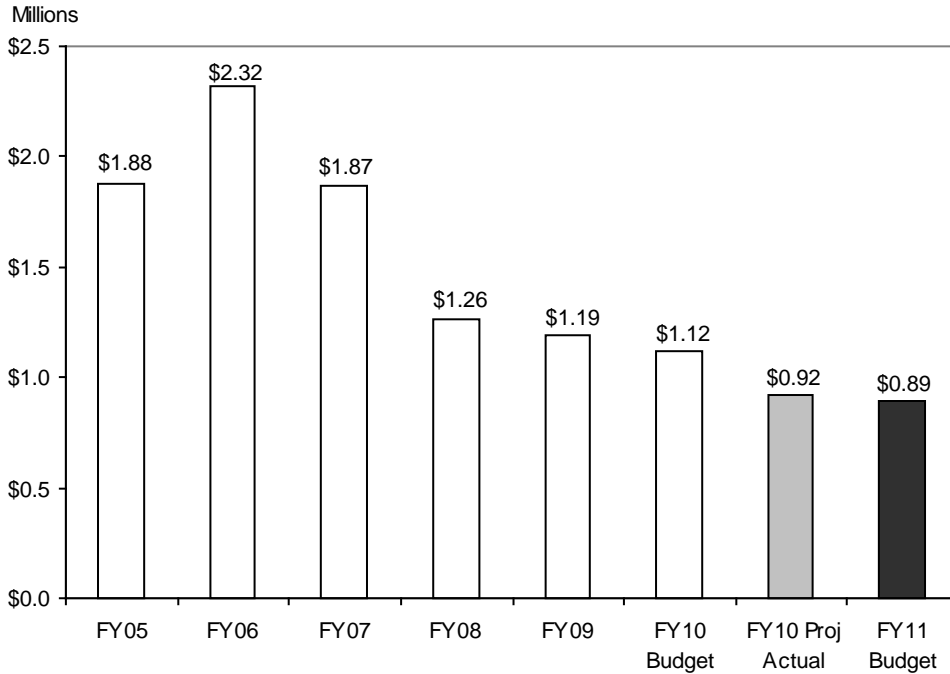
The State Shared Gas Tax consists of two discrete revenue streams: County Fuel Tax and the Constitutional Gas Tax. These revenues are all restricted to transportation related expenditures (Florida Statutes 206). The revenues are disbursed from the State based on a distribution formula consisting of county area, population, and collection.

This is a consumption based tax on gallons purchased. Decreased fuel consumption due to the recession and high fuel cost caused a steady decline in gas tax revenue since FY07.

In FY10, Leon County is anticipating to collect a slightly higher amount of gas tax revenues than originally budgeted based on revised upward highway fuel sales estimates from Transportation Revenue Estimating Conference.

Major Revenues

Environmental Permit Fees: Actuals & Projections



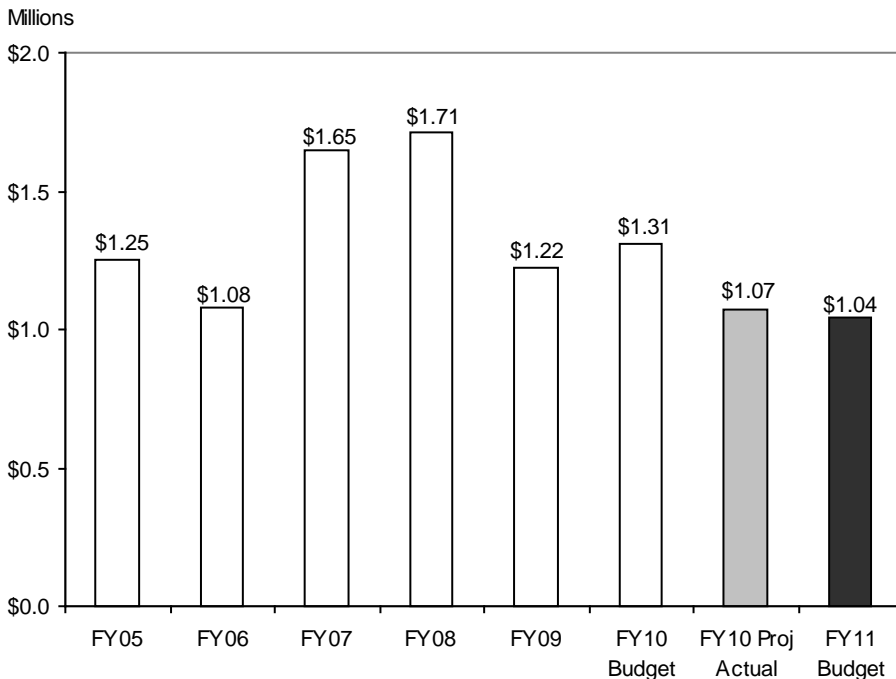
Environmental Permit Fees:

Environmental Permit Fees are derived from development projects for compliance with stormwater, landscape, tree protection, site development and zoning, and subdivision regulations. As a result of a fees study, the Board adopted a revised fee resolution effective October 1, 2006.

Prior to FY07, this revenue experienced modest growth. However, due to an economic downturn beginning in late FY07 and FY08, actual collections were lower than anticipated. On March 11, 2008 the Board approved an overall fee increase of 20% in addition adopting new fees for Growth Management. The new fees were implemented immediately and the overall fee increase was effective as of October 1, 2008.

Despite the fee increase, the current economic conditions in the construction industry have negatively impacted revenue collection. To offset this decline in revenue, eight positions were eliminated in FY10 and nine positions in FY11. Revenue estimates for FY11 are consistent with FY10 levels.

Building Permits: Actuals and Projections



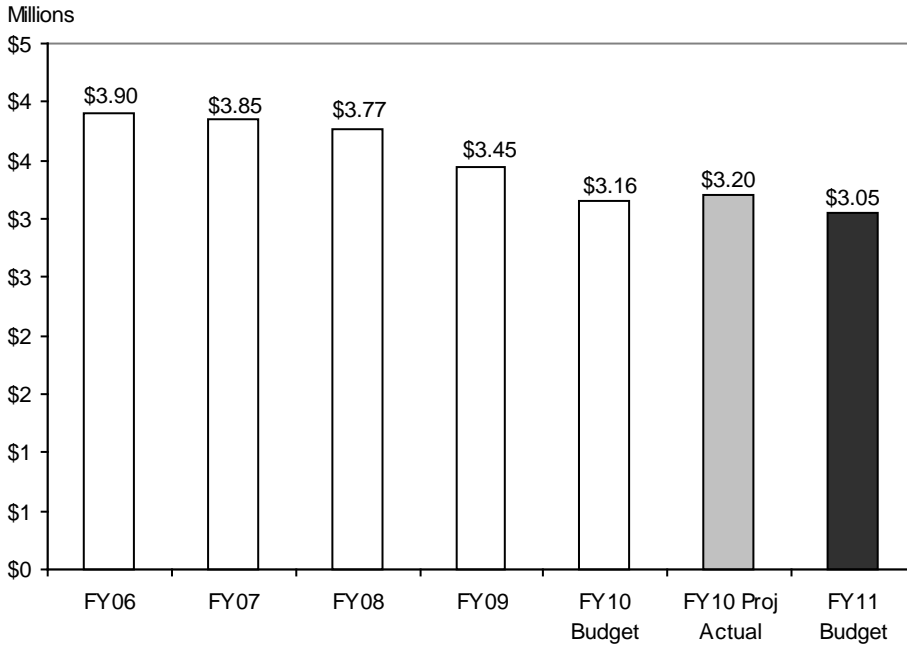
Building Permit Fees:

Building Permit Fees are derived from developers of residential and commercial property and are intended to offset the cost of inspections to assure that development activity meets local, state, and federal building code requirements. The County only collects these revenues for development occurring in the unincorporated area.

Recovery from the current recession in the housing construction industry is not anticipated in FY10 and may not materialize in FY11. As a result of the continued decline in construction projects, the anticipated revenue for FY10 from permit fees is projected to be less than previous fiscal years. The FY11 estimated budget contemplates a continued decline, although not as severe.

Major Revenues

Local Option Sales Tax: Actuals and Projections

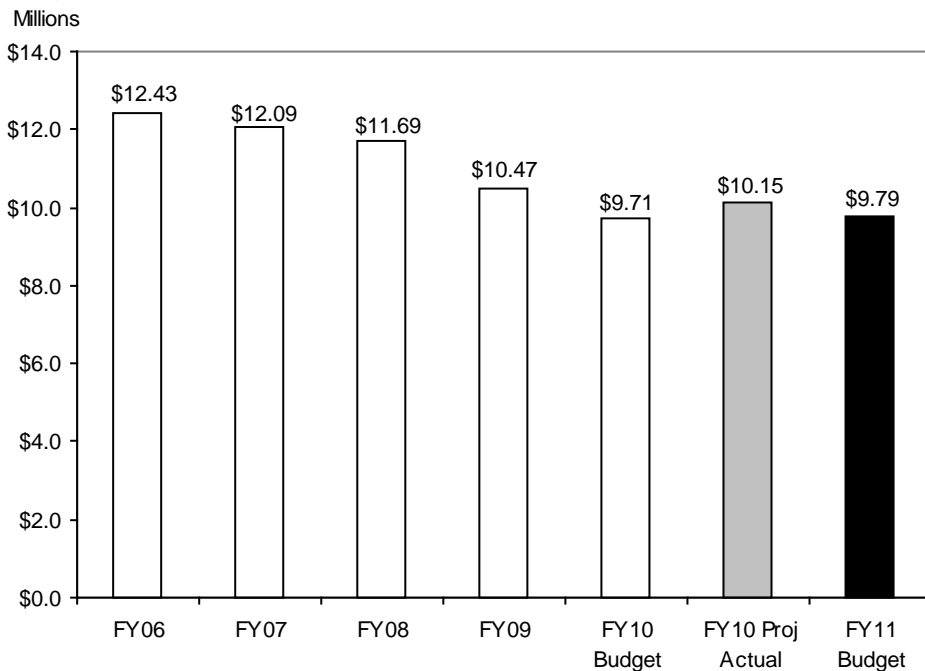


Local Option Sales Tax:

In a November 2000 referendum, the citizens of Leon County extended the sales tax for an additional 15 years beginning in 2004. The Local Option Sales Tax is a 1 cent sales tax on all transactions up to \$5,000. The revenues are distributed at a rate of 10% to the County, 10% to the City, and 80% to Blueprint 2000.

Leon County anticipates collecting a slightly higher amount of local sales tax as budgeted in FY10. This indicates the ebbing of the recession and a return of consumer spending activity. While lower collections will occur in Leon County, the impact is not as severe as in other parts of the state that are more dependent on tourism.

Local Government 1/2 Cent Sales Tax: Actuals and Projections



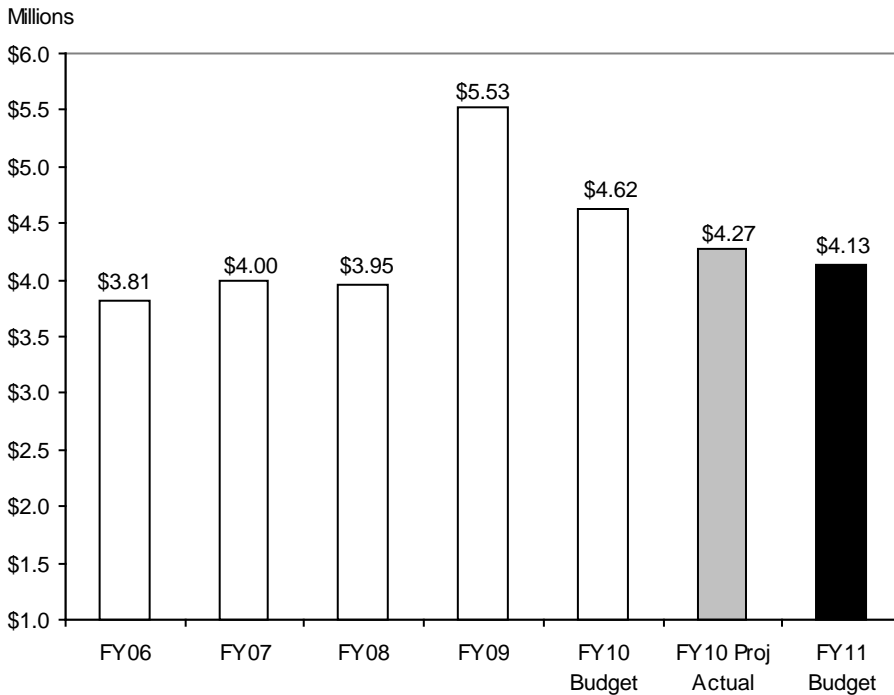
Local Government 1/2 Cent Sales Tax:

The Local Government 1/2 Cent Sales Tax is based on 9.653% of net sales tax proceeds remitted by all sales tax dealers located within the County. Effective July 1, 2004, the distribution formula reduces the County's share to 8.814% or a net reduction of approximately 9.5%. The revenue is split 56.6% County and 43.4% City based on a statutory defined distribution formula (Florida Statutes Part VI, Chapter 218).

Since FY06, sales tax revenue has steadily continued to decline. It is anticipated that this decline will end in FY10 due to the ebbing of the recession and an increase in economic activity.

Major Revenues

Communication Service Tax: Actuals and Projections



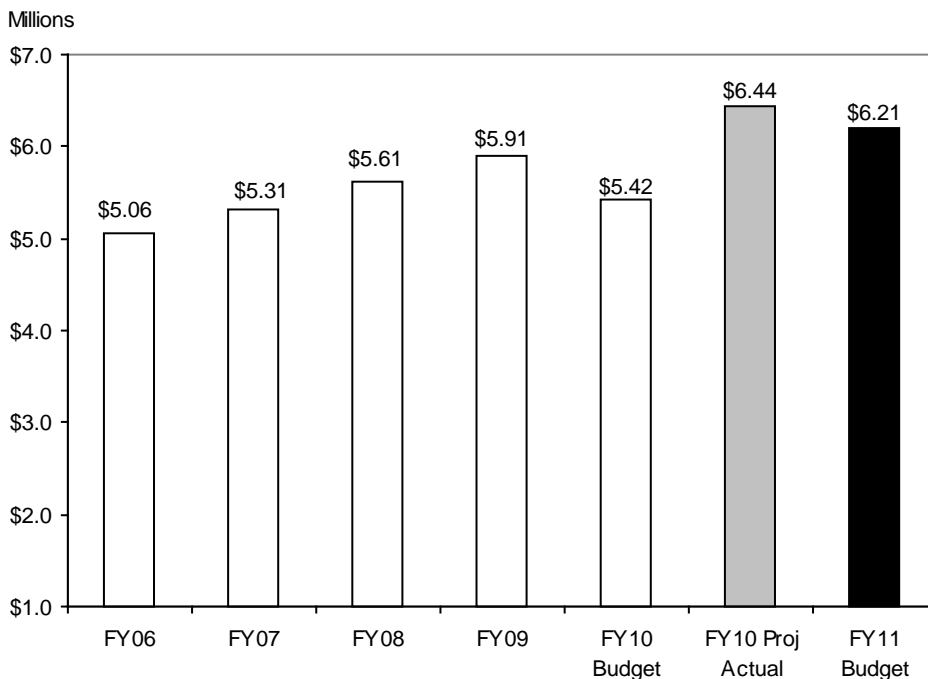
Communication Services Tax:

The Communication Services Tax combined seven different State and local taxes or fees by replacing them with a two-tiered tax, each with its own rate. These two taxes are (1) the State Communication Services Tax and (2) the Local Option Communication Services Tax. The County correspondingly eliminated its 5% Cable Franchise Fee and certain right-of-way permit fees. Becoming a Charter county allowed the County to levy at a rate of 5.22%. This corresponds with the rate being levied by the City. The County increased the rate in February of 2004.

Beginning in FY07, actual revenues began to decrease slightly. This trend is expected to remain flat or have moderate growth over future fiscal years.

In December 2008, the County received a \$2.5 million audit adjustment from the State, distributed in the form of a \$1.3 million lump sum payment in December of FY09 with the remainder prorated in equal monthly payments of \$33,429 from February 2009 until December 2012. These monthly adjustment payments have been contemplated in the budget graphs, accounting for the higher than expected revenue figures.

Public Service Tax: Actuals and Projections



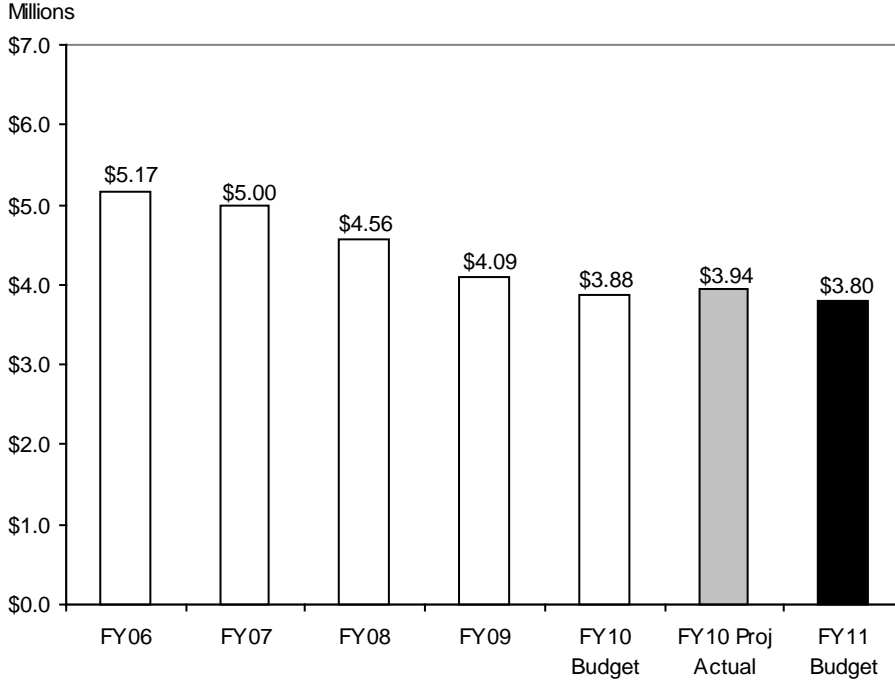
Public Service Tax:

The Public Services Tax is a 10% tax levied upon each purchase of electricity, water, and metered or bottled gas within the unincorporated areas of the County. It is also levied at \$0.04 per gallon on the purchase of fuel oil within the unincorporated areas of the County. This tax became effective on October 1, 2003.

Due to its consumption basis, this tax is subject to many variables. Projections to FY10 revenues include a revised increase due to higher than normal utility consumption during the colder than average winter months. Revenues have steadily trended upward since FY06.

Major Revenues

State Revenue Sharing: Actuals and Projections

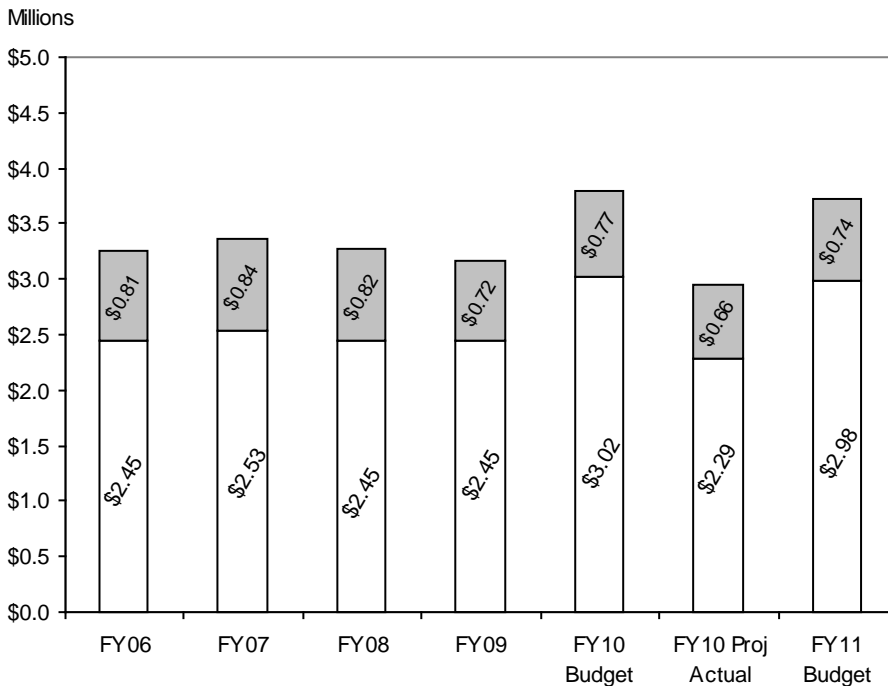


State Revenue Sharing:

The Florida Revenue Sharing Act of 1972 was an attempt by the Legislature to ensure a minimum level of parity across units of local government. Currently, the Revenue Sharing Trust Fund for counties receives 2.9% of the net cigarette tax collections and 2.25% of sales and use tax collections. Effective July 1, 2004, the distribution formula reduced the County's share to 2.044% or a net reduction of approximately 10%. The sales and use tax collections provide approximately 96% of the total revenue shared with counties, with the cigarette tax collections making up the small remaining portion. These funds are collected and distributed on a monthly basis by the Florida Department of Revenue.

Since FY07, Leon County has experienced a sharp decrease in state revenue sharing taxes. A decline in statewide sales collections due to the recession caused the state to anticipate this trend to continue through the end of FY10. During the March 9, 2010 General Revenue Estimating Conference the State expected the recent downward trend to ease during FY11 and show positive growth in the out-years.

Local Option Tourist Tax: Actuals and Projections



Local Option Tourist Tax:

The Local Option Tourist Tax is a locally imposed 5% tax levied on rentals and leases of less than 6-month duration. This tax is administered locally by the Tax Collector. The funds are restricted to advertising, public relations, promotional programs, visitor services and approved special events (Florida Statute 125.014). This tax dedicates one cent to the performing arts center.

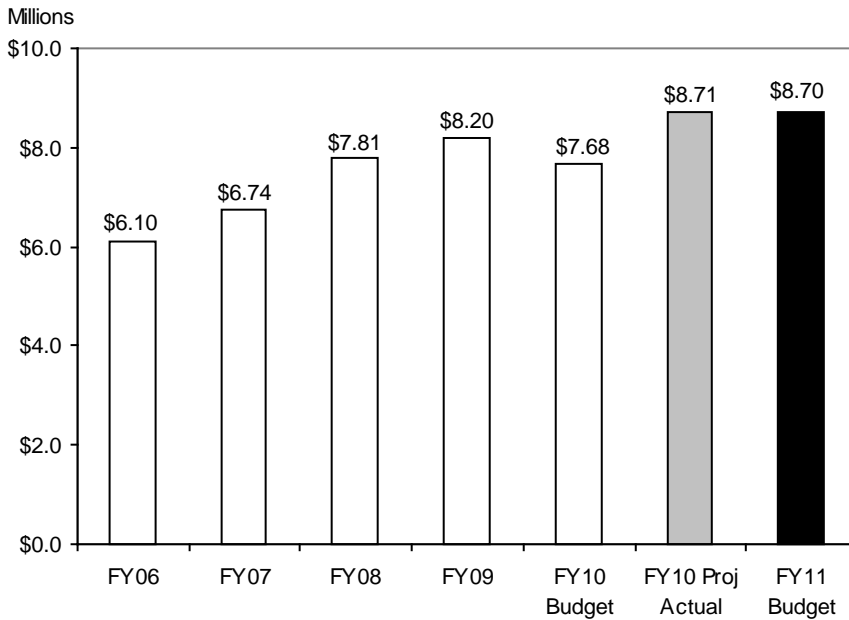
On March 19, 2009, the Board approved to increase total taxes levied on rentals and leases of less than 6-month duration by 1%. The total taxes levied are now 5%. The additional 1% became effective on May 1, 2009.

Until October 2011, the additional 1% will be used as specified in the TDC Strategic Plan.

Even with the additional one cent levied in May 2009, current economic conditions are suppressing FY10 actual and projected revenues. The FY11 estimate for revenues anticipates level activity with FY10.

Major Revenues

Ambulance Fees: Actuals and Projections



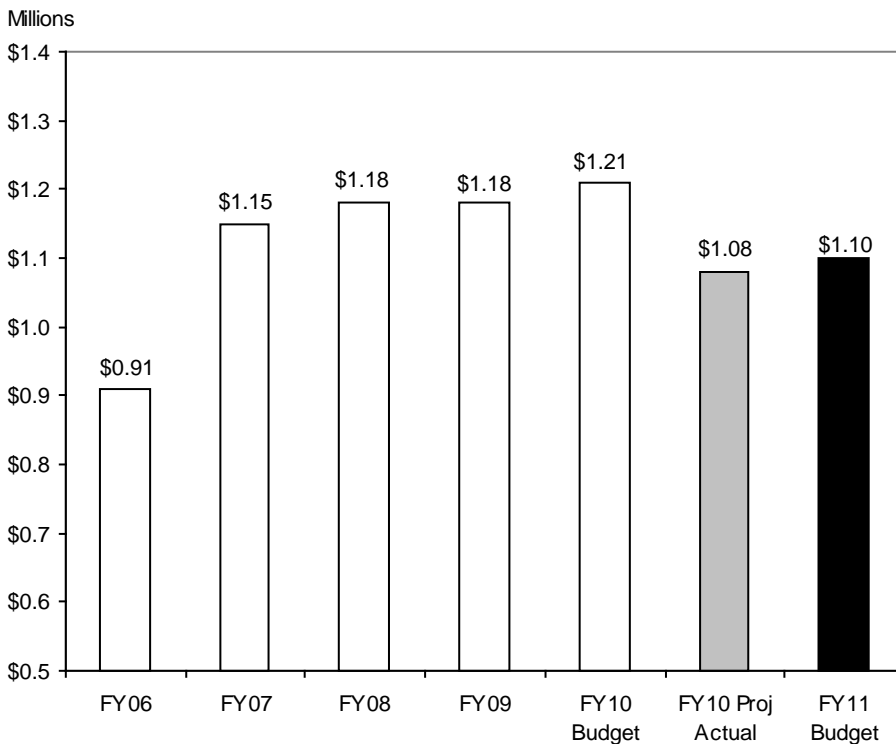
Ambulance Fees:

Leon County initiated its ambulance service on January 1, 2004. Funding for the program comes from patient billings and a Countywide Municipal Services Tax. The amounts shown are the patient billings only.

The EMS system bills patients based on the use of an ambulance transport to the hospital. As with a business, the County has an ongoing list of patients/insurers that owe the County monies (outstanding receivables). In FY08, the County established a collection policy to pursue uncollected bills, and to allow the write-off of billings determined uncollectible.

An analysis of collections indicates a steady increase since FY06 due to rising call volumes and improved collection efficiency. This trend is expected to continue and out-year revenue projections have been adjusted accordingly.

Probation Fees: Actuals and Projections



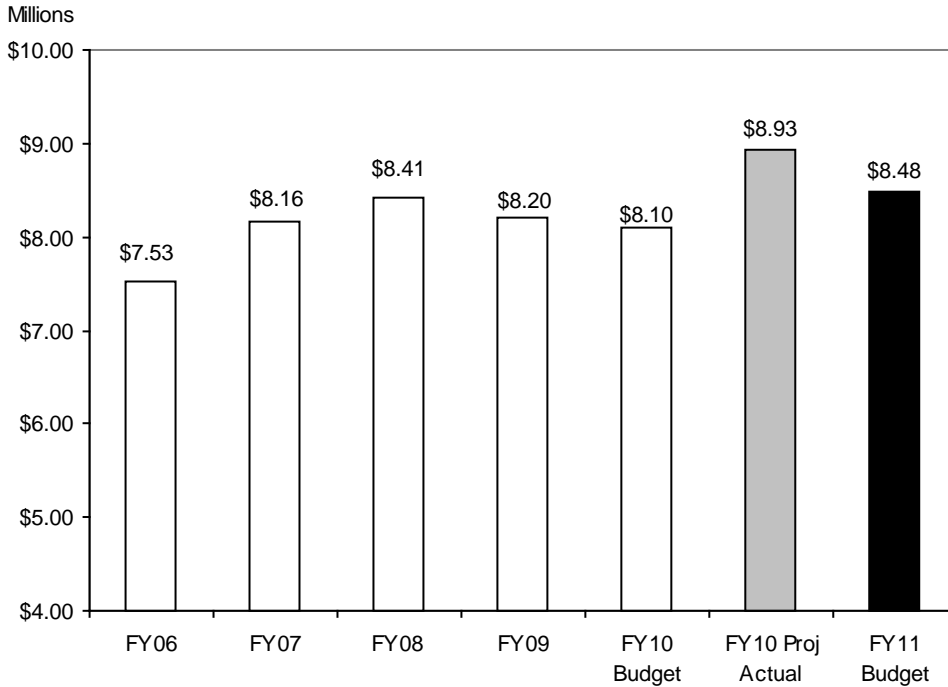
Probation Fees:

The Probation Fees are a combination of County court probation fees, alternative community service fees, no-show fees (all governed by Florida Statute 948) and pre-trial release fees (governed by an Administrative Order). These fees are collected from individuals committing infractions that fall within the jurisdiction of Leon County Courts. The amount of each individual fee is expressly stated in either the Florida Statute or the Administrative Order.

Revenues collected through Probation and Pre-Trial fees increased slightly since FY07. Projected FY10 revenues are lower than previously anticipated due to a decline in Probation and Pre-Trial caseloads, associated with early termination of sentences and a decrease in court ordered GPS pre-trial tracking. FY11 estimates include revenue from the recently established on-site urinalysis testing program.

Major Revenues

Solid Waste: Actuals and Projections



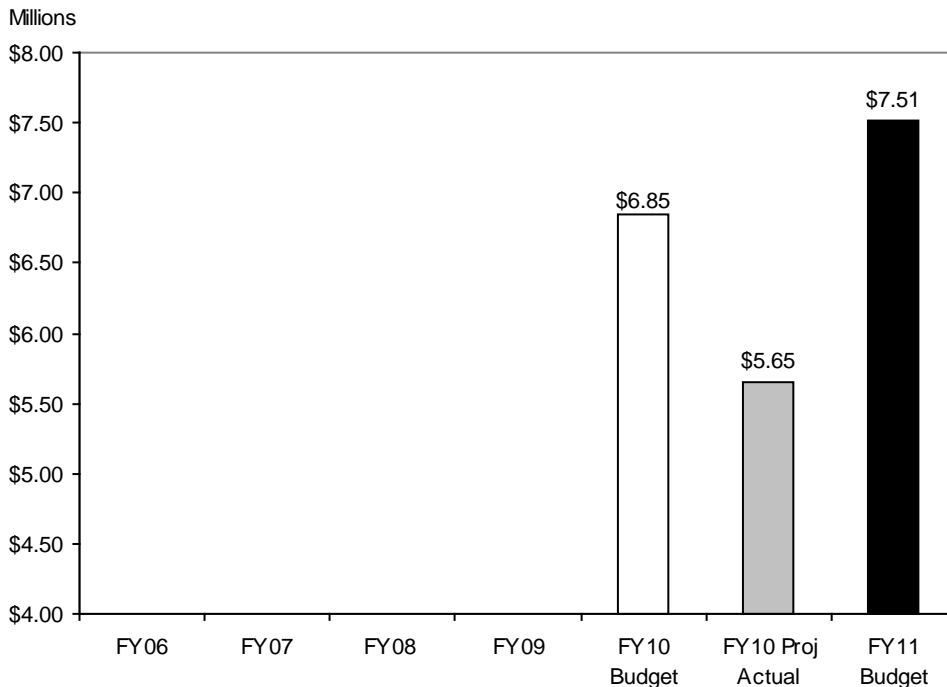
Solid Waste Fees:

Solid Waste Fees are collected for sorting, reclaiming, and disposing of solid waste at the County landfill and transfer station. Revenues collected will be used for the operation of all solid waste disposal sites.

In October 2008, the Board entered into a contractual agreement with Marpan Recycling. The Solid Waste Management Facility is no longer accepting Class III waste as of January 1, 2009. This contract will cause a decline in revenues for Solid Waste. However, expenditures have been adjusted to reflect the change in operations at the facility.

FY10 projected actual and FY11 Estimated revenues anticipate an increase over historical levels. This is due to FY10 being the first full year including revenue from the Wakulla County contract to transport their waste and an increase in the annually adjusted fuel surcharge fee.

Fire Services Fee: Actuals and Projections



Fire Services Fee:

The fire service fee is collected for enhanced fire protection services in the unincorporated area of Leon County.

This fee was adopted June 9, 2009 and is charged as a flat fee to single family homes and on a square footage basis to businesses in the unincorporated area of the County to pay for fire services.

The actual FY10 collections are lower than what was budgeted due to property owners opting to defer the payment of their 2010 fire services quarterly bills in order to have the fee incorporated as a non-ad valorem assessment on their property tax bill for 2011. This accounts for the increase in budgeted revenues in FY11.

**Leon County Government
Fiscal Year 2011 Budget**

Position Changes

Board of County Commissioners	FTEs	Impact	Judicial and Constitutionals	FTEs	Impact
Administrative/Legislative - County Attorney			Property Appraiser		
Assistant County Attorney	1.00	87,415	Special Projects Coordinator	-1.00	(63,110)
Legal Assistant	1.00	44,254	Total Property Appraiser	-1.00	(63,110)
Total Administrative/Legislative	2.00	131,669			
Public Services - Health & Human Services					
Healthcare Services Coordinator	1.00	58,418			
Total Health & Human Services	1.00	58,418			
Growth & Environmental Mgmt - Support					
Asst to the GEM Director	-0.75	(67,316)			
Growth & Environmental Mgmt - Building Inspection					
Deputy Building Official	-1.00	(81,522)			
Combination Inspector	-1.00	(69,087)			
Asst to the GEM Director	-0.25	(22,439)			
Administrative Associate V	-1.00	(51,320)			
Growth & Environmental Mgmt - Environmental Compliance					
Sr Environmental Engineer	-1.00	(84,802)			
Environmental Compliance Specialist	-1.00	(67,763)			
Environmental Review Specialist	-1.00	(75,000)			
Growth & Environmental Mgmt - Development Services					
Development Services Supervisor	-1.00	(95,237)			
Senior Planner	-1.00	(74,035)			
Total Growth & Environmental Mgmt	-9.00	(688,521)			
Total Board of County Commissioners	-6.00	(498,434)	Total Judicial and Constitutionals	-1.00	(63,110)
Total Board, Judicial and Constitutionals		-7.00	(561,544)		

Leon County Government
Fiscal Year 2011 Budget - Authorized Position Summary

Legislative/Administrative

Authorized Positions	FY 2009 Actual	FY 2010 Adopted	FY 2011 Continuation	FY 2011 Issues	FY 2011 Adopted	FY 2012 Projected	FY 2013 Projected	FY 2014 Projected	FY 2015 Projected
County Commission	14.00	14.00	14.00	0.00	14.00	14.00	14.00	14.00	14.00
County Administration	6.00	5.00	5.00	0.00	5.00	5.00	5.00	5.00	5.00
County Attorney	12.00	10.00	10.00	2.00	12.00	12.00	12.00	12.00	12.00
Office of Management and Budget	9.00	9.00	9.00	0.00	9.00	9.00	9.00	9.00	9.00
Human Resources	10.00	10.00	10.00	0.00	10.00	10.00	10.00	10.00	10.00
	51.00	48.00	48.00	2.00	50.00	50.00	50.00	50.00	50.00

Public Services

Authorized Positions	FY 2009 Actual	FY 2010 Adopted	FY 2011 Continuation	FY 2011 Issues	FY 2011 Adopted	FY 2012 Projected	FY 2013 Projected	FY 2014 Projected	FY 2015 Projected
Tourist Development	3.00	20.00	10.00	0.00	10.00	10.00	10.00	10.00	10.00
Intergovernmental Affairs	10.00	10.00	10.00	0.00	10.00	10.00	10.00	10.00	10.00
Library Services	110.20	103.70	103.70	0.00	103.70	115.70	115.70	115.70	115.70
Cooperative Extension	13.18	13.18	13.18	0.00	13.18	13.18	13.18	13.18	13.18
Health & Human Services	14.00	14.00	14.00	1.00	15.00	15.00	15.00	15.00	15.00
Emergency Medical Services	103.85	111.35	111.35	0.00	111.35	111.35	111.35	111.35	111.35
Capital Regional Transportation Planning Agency	2.00	2.00	2.00	0.00	2.00	2.00	2.00	2.00	2.00
Planning Department	29.00	28.00	28.00	0.00	28.00	28.00	28.00	28.00	28.00
Blueprint 2000	0.00	0.00	1.00	0.00	1.00	1.00	1.00	1.00	1.00
Office of Sustainability	1.00	1.00	2.00	0.00	2.00	2.00	2.00	2.00	2.00
	286.23	303.23	295.22	1.00	296.23	308.23	308.23	308.23	308.23

Management Services

Authorized Positions	FY 2009 Actual	FY 2010 Adopted	FY 2011 Continuation	FY 2011 Issues	FY 2011 Adopted	FY 2012 Projected	FY 2013 Projected	FY 2014 Projected	FY 2015 Projected
Support Services	0.00	0.00	0.00	0.00	0.00	0.00	0.00	0.00	0.00
County Probation	33.00	31.00	33.00	0.00	33.00	33.00	33.00	33.00	33.00
Facilities Management	39.00	39.00	40.00	0.00	40.00	40.00	40.00	40.00	40.00
Management Information Services	64.00	61.00	61.00	0.00	61.00	61.00	61.00	61.00	61.00
M/W Small Business Enterprise	2.00	2.00	2.00	0.00	2.00	2.00	2.00	2.00	2.00
Purchasing	8.00	8.00	8.00	0.00	8.00	8.00	8.00	8.00	8.00
	146.00	141.00	144.00	0.00	144.00	144.00	144.00	144.00	144.00

Growth & Environmental Management

Authorized Positions	FY 2009 Actual	FY 2010 Adopted	FY 2011 Continuation	FY 2011 Issues	FY 2011 Adopted	FY 2012 Projected	FY 2013 Projected	FY 2014 Projected	FY 2015 Projected
Permit & Compliance Services	12.72	10.89	7.02	0.00	7.02	7.02	7.02	7.02	7.02
Support Services	0.00	0.00	4.87	(0.75)	4.12	4.12	4.12	4.12	4.12
Building Inspection	19.28	17.11	17.11	(3.25)	13.86	13.86	13.86	13.86	13.86
Environmental Compliance	20.00	17.00	17.00	(3.00)	14.00	14.00	14.00	14.00	14.00
Development Services	14.00	12.00	11.00	(2.00)	9.00	9.00	9.00	9.00	9.00
DEP Storage Tank	2.00	2.00	2.00	0.00	2.00	2.00	2.00	2.00	2.00
	68.00	59.00	59.00	(9.00)	50.00	50.00	50.00	50.00	50.00

Public Works

Authorized Positions	FY 2009 Actual	FY 2010 Adopted	FY 2011 Continuation	FY 2011 Issues	FY 2011 Adopted	FY 2012 Projected	FY 2013 Projected	FY 2014 Projected	FY 2015 Projected
Support Services	4.00	4.00	4.00	0.00	4.00	4.00	4.00	4.00	4.00
Operations	133.00	133.00	133.00	0.00	133.00	133.00	133.00	133.00	133.00
Animal Services	7.00	7.00	7.00	0.00	7.00	7.00	7.00	7.00	7.00
Engineering Services	36.00	36.00	36.00	0.00	36.00	36.00	36.00	36.00	36.00
Fleet Management	10.00	10.00	10.00	0.00	10.00	10.00	10.00	10.00	10.00
Mosquito Control	0.00	0.00	0.00	0.00	0.00	0.00	0.00	0.00	0.00
Parks & Recreation	25.00	25.00	25.00	0.00	25.00	25.00	26.00	26.00	26.00
Solid Waste	47.00	40.00	40.00	0.00	40.00	40.00	40.00	40.00	40.00
	262.00	255.00	255.00	0.00	255.00	255.00	256.00	256.00	256.00

*FY10 positions for the TDC included 17 FTE positions contracted through the Tallahassee Convention and Visitors Bureau. This contract was terminated and seven positions were transitioned to the TDC during FY10.

Leon County Government
Fiscal Year 2011 Budget - Authorized Position Summary

Constitutional

Authorized Positions	FY 2009 Actual	FY 2010 Adopted	FY 2011 Continuation	FY 2011 Issues	FY 2011 Adopted	FY 2012 Projected	FY 2013 Projected	FY 2014 Projected	FY 2015 Projected
Clerk of the Circuit Court	182.50	169.00	169.00	0.00	169.00	169.00	169.00	169.00	169.00
Property Appraiser	56.00	54.00	54.00	(1.00)	53.00	53.00	53.00	53.00	53.00
Sheriff	640.00	637.00	639.00	0.00	639.00	639.00	639.00	639.00	639.00
Supervisor of Elections	17.00	17.00	17.00	0.00	17.00	17.00	17.00	17.00	17.00
Tax Collector	86.00	86.00	86.00	0.00	86.00	86.00	86.00	86.00	86.00
	<u>981.50</u>	<u>963.00</u>	<u>965.00</u>	<u>(1.00)</u>	<u>964.00</u>	<u>964.00</u>	<u>964.00</u>	<u>964.00</u>	<u>964.00</u>

Judicial

Authorized Positions	FY 2009 Actual	FY 2010 Adopted	FY 2011 Continuation	FY 2011 Issues	FY 2011 Adopted	FY 2012 Projected	FY 2013 Projected	FY 2014 Projected	FY 2015 Projected
Court Administration	3.00	3.00	3.00	0.00	3.00	3.00	3.00	3.00	3.00
Other Court-Related Programs	8.00	7.50	6.00	0.00	6.00	6.00	4.00	3.50	3.00
	<u>11.00</u>	<u>10.50</u>	<u>9.00</u>	<u>0.00</u>	<u>9.00</u>	<u>9.00</u>	<u>7.00</u>	<u>6.50</u>	<u>6.00</u>

Grants Administration

Authorized Positions	FY 2009 Actual	FY 2010 Adopted	FY 2011 Continuation	FY 2011 Issues	FY 2011 Adopted	FY 2012 Projected	FY 2013 Projected	FY 2014 Projected	FY 2015 Projected
Grants LLEBG	0.00	0.00	0.00	0.00	0.00	0.00	0.00	0.00	0.00
Grants Management Services	1.00	3.00	3.00	0.00	3.00	3.00	3.00	3.00	3.00
Byrne Grant	0.00	0.00	0.00	0.00	0.00	0.00	0.00	0.00	0.00
	<u>1.00</u>	<u>3.00</u>	<u>3.00</u>	<u>0.00</u>	<u>3.00</u>	<u>3.00</u>	<u>3.00</u>	<u>3.00</u>	<u>3.00</u>
Total Full-Time Equivalents (FTE)	<u>1,803.73</u>	<u>1,782.73</u>	<u>1,778.23</u>	<u>(7.00)</u>	<u>1,771.23</u>	<u>1,783.23</u>	<u>1,782.23</u>	<u>1,781.73</u>	<u>1,781.23</u>

Leon County Government
Fiscal Year 2011 Budget - Authorized OPS Position Summary

Legislative/Administrative

OPS Positions	FY 2009 Actual	FY 2010 Adopted	FY 2011 Continuation	FY 2011 Issues	FY 2011 Adopted	FY 2012 Projected	FY 2013 Projected	FY 2014 Projected	FY 2015 Projected
Office of Management and Budget	0.00	0.00	0.00	0.00	0.00	0.00	0.00	0.00	0.00
Human Resources	0.00	0.00	0.00	1.00	1.00	1.00	1.00	1.00	1.00
	0.00	0.00	0.00	1.00	1.00	1.00	1.00	1.00	1.00

Public Services

OPS Positions	FY 2009 Actual	FY 2010 Adopted	FY 2011 Continuation	FY 2011 Issues	FY 2011 Adopted	FY 2012 Projected	FY 2013 Projected	FY 2014 Projected	FY 2015 Projected
Tourist Development	0.00	0.00	0.00	1.00	1.00	1.00	1.00	1.00	1.00
Library Services	1.00	1.00	1.00	0.00	1.00	1.00	1.00	1.00	1.00
Health & Human Services	0.00	0.00	0.00	0.00	0.00	0.00	0.00	0.00	0.00
Emergency Medical Services	1.00	1.00	1.00	0.00	1.00	1.00	1.00	1.00	1.00
	2.00	2.00	2.00	1.00	3.00	3.00	3.00	3.00	3.00

Management Services

OPS Positions	FY 2009 Actual	FY 2010 Adopted	FY 2011 Continuation	FY 2011 Issues	FY 2011 Adopted	FY 2012 Projected	FY 2013 Projected	FY 2014 Projected	FY 2015 Projected
Management Information Services	0.00	0.00	0.00	0.00	0.00	0.00	0.00	0.00	0.00
M/W Small Business Enterprise	0.00	0.00	0.00	0.00	0.00	0.00	0.00	0.00	0.00
	0.00	0.00	0.00	0.00	0.00	0.00	0.00	0.00	0.00

Growth & Environmental Management

OPS Positions	FY 2009 Actual	FY 2010 Adopted	FY 2011 Continuation	FY 2011 Issues	FY 2011 Adopted	FY 2012 Projected	FY 2013 Projected	FY 2014 Projected	FY 2015 Projected
Development Services	1.00	0.00	0.00	0.00	0.00	0.00	0.00	0.00	0.00
	1.00	0.00	0.00	0.00	0.00	0.00	0.00	0.00	0.00

Public Works

OPS Positions	FY 2009 Actual	FY 2010 Adopted	FY 2011 Continuation	FY 2011 Issues	FY 2011 Adopted	FY 2012 Projected	FY 2013 Projected	FY 2014 Projected	FY 2015 Projected
Operations	2.00	2.00	2.00	0.00	2.00	2.00	2.00	2.00	2.00
Solid Waste	2.00	2.00	2.00	0.00	2.00	2.00	2.00	2.00	2.00
	4.00	4.00	4.00	0.00	4.00	4.00	4.00	4.00	4.00

Constitutional

OPS Positions	FY 2009 Actual	FY 2010 Adopted	FY 2011 Continuation	FY 2011 Issues	FY 2011 Adopted	FY 2012 Projected	FY 2013 Projected	FY 2014 Projected	FY 2015 Projected
Supervisor of Elections	0.00	0.00	1.00	0.00	1.00	1.00	1.00	1.00	1.00
	0.00	0.00	1.00	0.00	1.00	1.00	1.00	1.00	1.00
Total OPS FTE	7.00	6.00	7.00	2.00	9.00	9.00	9.00	9.00	9.00

**Leon County Government
Fiscal Year 2011 Budget**

Total OPS Positions Salary Funding

OPS Positions	FY 2010 Adopted	FY 2011 Budget	FY 2012 Budget	FY 2013 Budget	FY 2014 Budget	FY 2015 Budget
<u>Legislative/Administrative</u>						
Human Resources	0	41,571	42,188	42,322	42,457	42,599
Subtotal	<u>0</u>	<u>41,571</u>	<u>42,188</u>	<u>42,322</u>	<u>42,457</u>	<u>42,599</u>
<u>Public Services</u>						
Library Services	28,658	28,828	30,128	31,128	32,162	33,238
Emergency Medical Services	67,065	67,538	70,541	72,877	75,291	77,794
Tourist Development	0	24,506	24,506	24,506	24,506	24,506
Subtotal	<u>95,723</u>	<u>120,872</u>	<u>125,175</u>	<u>128,511</u>	<u>131,959</u>	<u>135,538</u>
<u>Growth Management</u>						
Subtotal	<u>0</u>	<u>0</u>	<u>0</u>	<u>0</u>	<u>0</u>	<u>0</u>
<u>Public Works</u>						
Operations - Stormwater Maintenance	45,145	45,771	47,785	49,362	50,992	52,682
Operations - Mosquito Control	120,861	121,731	127,154	131,370	135,720	140,237
Solid Waste	51,524	51,626	53,914	90,825	93,828	96,946
Subtotal	<u>217,530</u>	<u>219,128</u>	<u>228,853</u>	<u>271,557</u>	<u>280,540</u>	<u>289,865</u>
<u>Constitutional</u>						
Supervisor of Elections	246,391	247,896	828,584	326,417	337,426	348,865
Subtotal	<u>246,391</u>	<u>247,896</u>	<u>828,584</u>	<u>326,417</u>	<u>337,426</u>	<u>348,865</u>
<u>Judicial</u>						
Subtotal	<u>0</u>	<u>0</u>	<u>0</u>	<u>0</u>	<u>0</u>	<u>0</u>
Total OPS Funding	<u>559,644</u>	<u>629,467</u>	<u>1,224,800</u>	<u>768,807</u>	<u>792,382</u>	<u>816,867</u>

Notes:

1. The amounts represented in this table do not include any anticipated benefit costs.



**Leon County Government
Fiscal Year 2011 Budget**

SUMMARY OF FUND BALANCE & RETAINED EARNINGS (unaudited)

Org	Fund Title	FY08	FY09	FY 10 Estimate			% Change(+/-)
		Actual	Actual	Rev	Exp.	Year End (A)	
<u>General & Fine and Forfeiture Funds *</u>							
001	General Fund	17,397,849	15,965,911	71,493,238	55,354,955	16,138,283	1.08%
110	Fine and Forfeiture Fund	7,099,496	9,723,755	73,333,092	63,731,432	9,601,660	-1.26%
	Subtotal:	24,497,345	25,689,666	144,826,330	119,086,387	25,739,943	0.20%
* The combined fund balances for the general and fine and forfeiture funds fall within the allowable range of the County Reserve Policy, which requires a minimum of 15% and a maximum of 30% reserve.							
<u>Special Revenue Funds</u>							
106	County Transportation Trust Fund	6,657,052	6,219,033	19,055,271	11,860,978	7,194,293	15.68%
111	Probation Services Fund	1,380,387	996,511	3,649,945	2,808,470	841,475	-15.56%
113	Law Library Trust Fund	30,782	452	461	0	461	2.09%
114	Teen Court Fund (B)	175,879	147,317	264,539	202,170	62,369	-57.66%
116	Drug Abuse Trust Fund	251,851	173,700	227,722	133,665	94,057	-45.85%
117	Judicial Programs Fund	433,290	471,611	746,526	349,112	397,414	-15.73%
120	Building Inspection Fund (C)	640,614	236,431	1,355,402	1,223,218	132,184	-44.09%
121	Growth Management Fund (C)	1,974,954	996,465	3,921,509	3,621,382	300,126	-69.88%
122	Mosquito Control Fund	356,351	789,310	1,618,442	915,482	702,960	-10.94%
123	Stormwater Utility Fund	1,889,356	1,494,923	6,609,329	4,678,724	1,930,605	29.14%
124	Ship Trust Fund	942	942	864,670	864,670	0	N/A
125	Grants	991,611	837,220	10,160,441	9,252,033	908,408	8.50%
125	Capacity Fees (D)	457,041	764,773	915,774	915,774	0	-100.00%
126	Non-Countywide General Revenue Fund	1,722,866	1,566,138	20,524,044	18,947,031	1,577,013	0.69%
127	Grants (E)	0	5,660	1,471,229	1,440,281	30,948	446.78%
130	911 Emergency Communications Fund	1,074,996	1,164,985	2,533,950	2,401,801	132,149	-88.66%
131	Radio Communications Systems Fund (F)	0	0	517,883	383,515	134,368	N/A
135	Emergency Medical Services Fund (G)	9,509,549	3,179,290	18,860,319	15,072,230	3,788,089	19.15%
140	Municipal Service Fund	2,872,841	2,546,651	9,041,003	6,280,781	2,760,222	8.39%
160	Tourist Development Fund (1st - 3rd & 5th Cent) (H)	1,079,817	609,414	3,367,710	3,025,709	342,001	-43.88%
160	Tourist Development Fund (4th Cent) (H)	2,660,973	2,829,317	3,503,859	0	3,503,859	23.84%
161	Housing Finance Authority Fund	229,718	215,224	250,791	178,837	71,954	-66.57%
162	Special Assessment Paving Fund	493,952	605,898	973,406	264,113	709,293	17.06%
163	Primary Care MSTU Fund	81,161	24,646	25,093	0	25,093	1.81%
164	Killearn Lakes Units I and II Sewer	3,638	25,092	267,372	242,280	25,092	N/A
165	Bank of America Building Operating Fund	2,214,513	2,793,342	4,267,541	1,428,086	2,839,455	1.65%
166	Huntington Oaks Plaza Fund	0	0	215,000	126,100	88,900	N/A
	Subtotal:	37,184,134	28,694,345	115,209,231	86,616,444	28,592,787	-0.35%
<u>Debt Service Funds</u>							
206	Debt Service - Series 1999	166,651	0	0	0	0	N/A
211	Debt Service - Series 2003 A&B	17,926	18,449	973,729	955,280	18,449	0.00%
214	Debt Service - Series 1997	5,969	5,969	5,969	0	0	-100.00%
216	Debt Service - Series 1998B	56,285	56,547	2,934,435	2,877,888	56,547	0.00%
218	Debt Service - Refunding 1993	943	943	943	0	0	-100.00%
220	Debt Service - Series 2004	125,792	126,053	5,223,928	5,097,875	126,053	0.00%
	Subtotal:	373,566	207,961	9,139,003	8,931,043	201,048	-3.32%

**Leon County Government
Fiscal Year 2011 Budget**

SUMMARY OF FUND BALANCE & RETAINED EARNINGS (unaudited)

Org	Fund Title	FY08	FY09	FY 10 Estimate			% Change(+/-)
		Actual	Actual	Rev	Exp.	Year End (A)	
<u>Capital Projects Funds</u>							
305	Capital Improvements Fund (I)	45,964,855	64,744,204	70,733,164	56,663,387	14,069,777	-78.27%
306	Gas Tax Transportation Fund	4,066,495	5,720,219	7,346,953	6,317,004	1,029,949	-81.99%
308	Local Option Sales Tax Fund (J)	44,326,327	39,029,619	39,748,742	22,439,767	17,308,975	-55.65%
309	Local Option Sales Tax Extension Fund	11,285,168	12,644,326	26,406,618	26,080,315	326,303	-97.42%
311	Construction Series 2003 A&B Fund	2,150,024	2,068,312	2,118,956	1,511,436	607,520	-70.63%
318	1999 Bond Construction Fund	950,045	905,410	922,456	346,087	576,369	-36.34%
320	Construction Series 2005	3,419,423	3,552,498	3,599,096	2,775,575	823,521	-76.82%
321	Energy Savings Contract ESCO Capital Fund	948,091	796,501	812,102	657,420	154,682	-80.58%
330	911 Capital Projects Fund	405,952	401,925	1,496,757	79,055	1,417,702	252.73%
331	800 MHz Capital Projects Fund	1,711,099	1,686,173	1,727,853	0	1,727,853	2.47%
341	Countywide Road District Fund - Impact Fee	3,493,999	2,243,263	2,287,000	2,081,537	205,463	-90.84%
343	NW Urban Collector Fund - Impact Fee	508,720	498,911	508,703	459,910	48,793	-90.22%
344	SE Urban Collector Fund - Impact Fee	812,418	838,964	855,381	776,337	79,044	-90.58%
	Subtotal:	120,042,616	135,130,325	158,563,782	120,187,830	38,375,952	-71.60%
<u>Enterprise Funds</u>							
401	Solid Waste Fund (K)	2,849,208	6,786,955	19,144,566	12,355,001	6,789,565	0.04%
420	Amtrak Depot Fund	132,899	134,821	137,446	12,500	124,946	-7.32%
	Subtotal:	2,982,107	6,921,776	19,282,012	12,367,501	6,914,510	-0.10%
<u>Internal Service Funds</u>							
501	Insurance Service Fund	5,455,275	5,069,306	7,771,139	3,064,494	4,706,645	-7.15%
502	Communications Trust Fund	15,205	-787	625,908	626,695	0	N/A
505	Motor Pool Fund	-80,298	1,079	3,001,210	2,931,752	0	-100.00%
	Subtotal:	5,390,182	5,069,598	11,398,257	6,622,941	4,706,645	-7.16%
TOTAL:		190,469,950	201,713,671	458,418,616	353,812,146	104,530,887	-48.18%

Notes:

- A. Balances are estimated as year ending for FY 2010 and may be changed pending final audit adjustments.
- B. The decline in Teen Court fund balance is related to declining revenues due to a reduction in the number of citations being issued and the utilization of fund balance to fund a position through FY 2011.
- C. The reduction in fund balance for the Growth and Building Inspection funds is due to utilization of fund balance to offset revenue reductions due to a downturn in the real estate and construction markets. If the downward trends continue, the fund balances are anticipated to be depleted in FY 2011.
- D. The fund balance reflects the portion of the grant fund that relates to the collection of fees that are not truly grants but need to be placed in a discrete funding account such as the fee in lieu of sidewalks and concurrency capacity payments.
- E. This fund is used to separate grants that are interest bearing grants.
- F. The Radio Communications Systems Fund is used to account for the new radio system for Joint Dispatch. These funds were previously reflected in Fund 331.
- G. The Emergency Medical Services (EMS) fund balance reflects an increase in the collection of ambulance fees.
- H. The Tourist Development Tax is reflected in two separate fund balances: the first three cents supports the Tourist Development Council activities and the fourth cent is dedicated towards the Performing Arts Center. The Board approved the levying of a 5th cent effective May 1, 2009.
- I. The fund balance reflects the remaining capital reserves budgeted during FY 2010 as a "sinking fund" for maintaining existing County infrastructure for the next five years.
- J. The reduction in fund balance reflects capital reserves budgeted during FY 2010 as a "sinking fund" for maintaining existing infrastructure associated with the initial local option tax for the next five to eight years.
- K. Amount reflected is unrestricted retained earnings.

**Leon County Government
Fiscal Year 2011 Budget**

SUMMARY OF FUND BALANCE AND COUNTY RESERVES POLICY

Fund	Fund Title	FY10	FY11	Policy (A)	Policy (A)	FY11: Fund Balance Allocation (B)		
		Yr Ending Est. Bal. (B)		Minimum 15% Budget	Maximum 30% Budget	Budgeted For Spending	Emergency Contingency & Cash Flow	Available for Future Allocation
<u>General & Fine and Forfeiture Funds</u>								
001	General Fund	16,138,283	55,800,167	8,370,025	16,740,050	4,036,582	12,101,701	
110	Fine and Forfeiture Fund	<u>9,601,660</u>	<u>64,943,274</u>	<u>9,741,491</u>	<u>19,482,982</u>	0	<u>9,601,660</u>	
	Subtotal:	25,739,943	120,743,441	18,111,516	36,223,032	4,036,582	21,703,361	0
<u>Special Revenue Funds (C)</u>								
106	County Transportation Trust Fund	7,194,293	12,344,753	1,851,713	3,703,426	0	3,703,426	3,490,867
111	Probation Services Fund	841,475	2,823,248	423,487	846,974	0	841,475	0
113	Law Library Trust Fund	461	0	0	0	0	0	461
114	Teen Court Fund	62,369	129,579	19,437	38,874	15,674	38,874	7,821
116	Drug Abuse Trust Fund	94,057	58,879	8,832	17,664	11,494	17,664	64,900
117	Judicial Programs Fund	397,414	445,354	66,803	133,606	178,594	133,606	85,214
120	Building Inspection Fund	132,184	1,317,504	197,626	395,251	112,789	19,395	0
121	Growth Management Fund	300,126	3,182,299	477,345	954,690	0	300,126	0
122	Mosquito Control Fund	702,960	836,434	125,465	250,930	0	250,930	452,029
123	Stormwater Utility Fund	1,930,605	5,448,942	817,341	1,634,683	0	1,634,683	295,922
124	Ship Trust Fund	0	0	0	0	0	0	0
125	Grants	908,408	702,711	105,407	210,813	0	210,813	697,594
126	Non-Countywide General Revenue Fund	1,577,013	18,443,679	2,766,552	5,533,104	0	1,577,013	0
127	Grants	30,948	0	0	0	0	0	30,948
130	911 Emergency Communications Fund	132,149	1,217,900	182,685	365,370	0	132,149	0
131	Radio Communications Systems Fund	134,368	543,147	81,472	162,944	0	134,368	0
135	Emergency Medical Services Fund	3,788,089	15,830,627	2,374,594	4,749,188	44,823	3,743,266	0
140	Municipal Service Fund	2,760,222	6,254,072	938,111	1,876,222	0	1,876,222	884,001
160	Tourist Development Fund - 1st - 3rd & 5th Cent	342,001	3,065,275	459,791	919,583	0	342,001	0
160	Tourist Development Fund - 4th Cent	3,503,859	744,800	111,720	223,440	0	223,440	3,280,419
161	Housing Finance Authority Fund	71,954	31,065	4,660	9,320	0	9,320	62,635
162	Special Assessment Paving Fund	709,293	247,228	37,084	74,168	0	74,168	635,125
163	Primary Care MSTU Fund	25,093	0	0	0	0	0	25,093
164	Killearn Lakes Units I & II Sewer	25,092	237,500	35,625	71,250	0	0	25,092
165	Bank of America Building Operating Fund	2,839,455	1,624,732	243,710	487,420	261,972	487,420	2,090,063
166	Huntington Oaks Plaza Fund	<u>88,900</u>	<u>245,000</u>	<u>36,750</u>	<u>73,500</u>	0	<u>73,500</u>	<u>15,400</u>
	Subtotal:	28,592,787	75,774,728	11,366,209	22,732,418	625,346	15,823,857	12,143,585
<u>Debt Service Funds</u>								
206	Debt Service - Series 1999	0	Debt Service:			0	0	0
211	Debt Service - Series 2003 A&B	18,449	The County transfers the necessary funds to make			0	0	18,449
214	Debt Service - Series 1997	0	debt service payments on an as needed basis. Any			0	0	0
216	Debt Service - Series 1998B	56,547	balances will be utilized to support future debt service			0	0	56,547
218	Debt Service - Refunding 1993	0	requirements.			0	0	0
220	Debt Service - Series 2005	126,053				0	0	126,053
	Subtotal:	201,048				0	0	201,048
<u>Capital Projects Funds (D)</u>								
305	Capital Improvements Fund	14,069,777	Capital Projects:			14,069,777	n/a	0
306	Gas Tax Transportation Fund	1,029,949	Actual project balances will be carried forward into the			0	n/a	1,029,949
308	Local Option Sales Tax Fund	17,308,975	new fiscal year. Capital projects do not require			17,308,975	n/a	0
309	Local Option Sales Tax Ext. Fund	326,303	reserves for cash flow as all funding is accumulated			0	n/a	326,303
311	Construction Series 2003 A&B Fund	607,520	prior to a project commencing. Excess funds in			306,000	n/a	301,520
318	1999 Bond Construction Fund	576,369	specific capital project funds are available for future			335,000	n/a	241,369
320	Construction Series 2005	823,521	capital project needs. Many of the funds have specific			0	n/a	823,521
321	Energy Savings Contract ESCO Capital Fund	154,682	constraints based on the revenue source (i.e. 9-1-1			0	n/a	154,682
330	911 Capital Projects Fund	1,417,702	funding, etc.).			0	n/a	1,417,702
331	800 MHz Capital Projects Fund	1,727,853				229,552	n/a	1,187,736
341	Countywide Road District Fund	205,463				0	n/a	165,533
343	NW Urban Collector Fund - Impact Fee	48,793				0	n/a	55,077
344	SE Urban Collector Fund - Impact Fee	<u>79,044</u>				0	<u>n/a</u>	<u>100,175</u>
	Subtotal:	38,375,952				32,249,304	0	5,803,568
<u>Enterprise Funds (D)</u>								
401	Solid Waste Fund (E)	6,789,565	11,936,283	1,790,442	3,580,885	0	6,789,565	0
420	Amtrak Depot Fund	<u>124,946</u>	25,000	3,750	7,500	<u>25,000</u>	<u>7,500</u>	<u>92,446</u>
	Subtotal:	6,914,510	11,961,283	1,794,192	3,588,385	25,000	6,797,065	92,446
<u>Internal Service Funds (D)</u>								
501	Insurance Service Fund	4,706,645	4,331,863	649,779	1,299,559	0	4,706,645	0
502	Communications Trust Fund	0	442,855	66,428	132,857	0	0	0
505	Motor Pool Fund	0	<u>3,130,451</u>	<u>469,568</u>	<u>939,135</u>	0	0	0
	Subtotal:	4,706,645	7,905,169	1,185,775	2,371,551	0	4,706,645	0
TOTAL:		104,530,887	216,384,621	32,457,693	64,915,386	36,936,232	49,030,928	18,240,647

**Leon County Government
Fiscal Year 2011 Budget**

SUMMARY OF FUND BALANCE AND COUNTY RESERVES POLICY

The following is the relevant sections of Leon County Policy No. 07-02 "Reserves", the entire policy is contained in the Appendix Section of the budget document:

1. Emergency Reserves

- a. The general revenue emergency reserves will be maintained at an amount not to be less than five (5%) and to not exceed ten (10%) of projected general fund and fine and forfeiture fund operating expenditures for the ensuing fiscal year.
- b. The reserve for contingency is separate from the reserve for cash balances.
- c. Annually the Board will determine an appropriate amount of reserve for contingency to be appropriated as part of the annual budget. Any funds not included in the budget under this category will be included as part of the unreserved fund balance.

2. Reserve for Cash Balances

- a. The County will maintain an annual unappropriated reserve for cash balance at a level sufficient to maintain adequate cash flow and to eliminate the need for short-term borrowing.
- b. The unappropriated fund balance shall be no less than ten (10%) and no greater than twenty (20%) of projected general fund and fine and forfeiture fund operating expenditures.
- c. The reserve for cash balance shall be separate from the emergency reserves.
- d. All major funds will retain sufficient cash balances to eliminate the need for short-term borrowing.

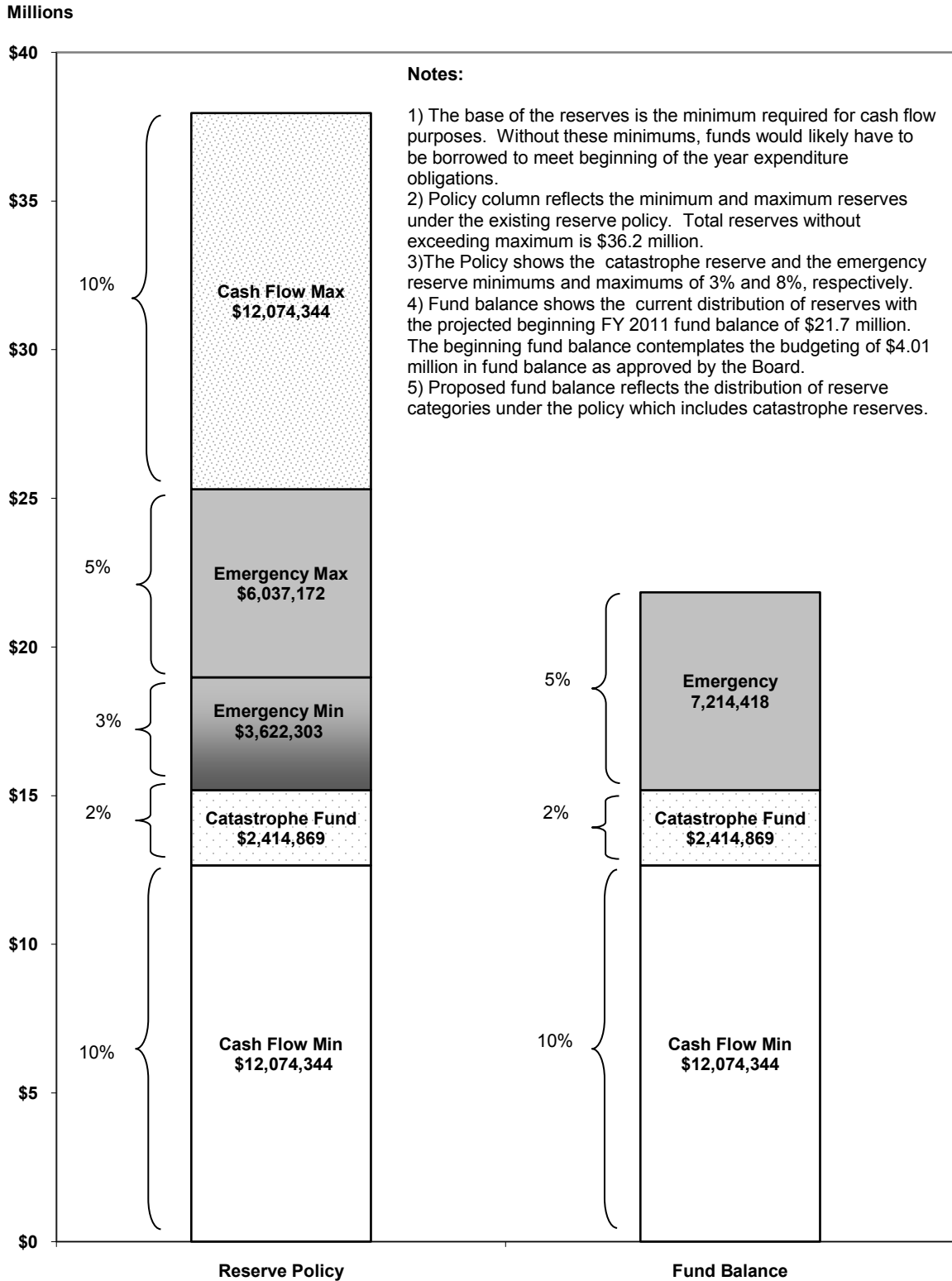
3. Utilization of Fund Balance

- a. As part of the annual budget process, a determination will be made of the minimum and maximum amounts of fund balance available based on the requirements set forth in 1 and 2 above.
- b. Funds in excess of the minimums established can be utilized to support one-time capital expenses.

Notes:

- A. The policy minimums and maximums are based on the total amount of reserves for emergency contingency and cash flow as a percent of the FY 2011 Budget.
- B. The "Fund Balance Allocation" reflects three categories. The "Budgeted for Spending" indicates fund balance being utilized in the FY 2011 budget to support operating and capital projects. Except for the General/Fine and Forfeiture fund balance which includes the budgeted Catastrophe Reserved, the "Emergency Contingency & Cash Flow" is the unbudgeted portion of the reserve and the amount dedicated to support these categories. Due to space limitations these categories are shown together. The "Available for Future Allocation" are funds in excess of the policy's recommended maximums; however, they are typically dedicated for specific purposes (i.e. 9-1-1, Transportation, Growth Management). The total of all three categories equals the total of the estimated year ending FY 2010 balance.
- C. The Special Revenue Funds are presented based on the County's reserve policies. However, each of the funds has been established for a discrete purpose and often has dedicated revenues that can only be utilized for a specific purpose. The balances may be accruing for a specific purpose (i.e. the Tourist Development Additional One Cent for the Performing Arts Center).
- D. Capital Projects, Enterprise and Internal Service Funds maintain differing levels of balances depending upon on-going capital project requirements and other audit requirements. The percentages for the other funds are intended to show compliance with the County's policy for maintaining sufficient balances. The budgeted appropriated fund balance in funds 305 and 308 are capital reserves budgeted by the Board for mandatory and necessary capital projects for the next five to six years. These reserves are reviewed as part of the annual budget process and allocated to the appropriate projects accordingly.
- E. Amount reflected is unrestricted retained earnings. FY 2010 estimated balance is based on current Solid Waste performance projections.

General Fund / Fine and Forfeiture Reserve
Illustration Using Reserve Policy *



* Based on estimated beginning FY 2011 Fund Balance



**Leon County Government
Fiscal Year 2011 Budget**

General Obligation Bonds

No outstanding issues.

Non Self Supporting Revenue Debt

Description	Purpose	Pledge/ Security	Original Principal Amount	Outstanding Principal Amount	FY10/11 Principal Payment	Remaining Principal	Final Maturity Date
Series 2003A: Tax Exempt & Series 2003B: Taxable	These bonds were issued to fund the acquisition of the Bank of America (BOA) building and for major repairs and renovations to the existing County Courthouse facility.	The pledged revenues for these bonds include guaranteed entitlement revenue, Local Government Half Cent Sales Tax, State Revenue Sharing, Race Track funds and other non-ad valorem revenue sources.	\$20,430,000	\$20,430,000	\$0	\$20,430,000	2020
Series 1998B:	This bond was issued to refund the Library Bond Series 1991, which was originally issued to finance various capital projects including the construction of a public library and improvements to the County owned landfill.		\$28,395,000	\$7,790,000	\$2,465,000	\$5,325,000	2013
Series 2005:	This bond was issued to fully refund the Parks and Recreation Bond Series 1998A and to refund a portion of the Stormwater Bond Series 1997 and a portion of the Capital Improvement Revenue Bond Series 1999. This bond was also issued to fund the relocation of the Growth and Environmental Management facility, the construction of a public library and renovations to the County Courthouse building.		\$54,695,000	\$50,375,000	\$2,885,000	\$47,490,000	2025
ESCO Lease:	This lease was entered into to fund the acquisition of various facility improvement measures including lighting upgrades, HVAC systems, an energy management system and water/sewer improvements.	The energy efficiency improvements will offset the cost of the lease.	\$4,466,238	\$3,322,831	\$363,463	\$2,959,369	2018
TOTAL:			\$107,986,238	\$81,917,831	\$5,713,463	\$76,204,369	



Summary of Transfers

Governmental accounting requires certain funds (self balancing sets of accounts) to be created. Each fund has a discrete purpose. However, often, there is a need for one fund to support a portion of another fund's activities. To accomplish this, monies are moved between funds through a process called "interfund transfers". The following provides a brief description of each transfer occurring in the budget.

General Fund

General Fund (001) **from** Non-Countywide General Revenue (126) **\$2,427,751**: Funds accumulated in the Non-Countywide General Revenue fund are partially available to support unincorporated area only programs, as well as countywide activities. The funds transferred support a portion of the countywide activities in the General Fund and supplement property tax collections.

Supervisor of Elections (060) **from** General Fund (001) **\$2,934,446**: Funds are transferred from the General Fund to the Supervisor of Elections in order to establish the budget for the fiscal year. This transfer is done on an annual basis. Any remaining budget is returned to the general fund at the end of the fiscal year.

Special Revenue Funds

Transportation Trust Fund (106) **from** Stormwater Utility Fund (123) **\$1,829,492**: The County maintains one engineering division. Within this division are transportation and stormwater engineers. To avoid having gas taxes (which are the main source of revenue contained in the Transportation Fund) support unrelated activities, a transfer from the Stormwater Utility offsets the engineering cost provided to the stormwater utility.

Transportation Trust Fund (106) **from** Non-Countywide General Revenue (126) **\$1,921,276**: Gas tax revenues are insufficient to support transportation related activities. This transfer provides additional general revenues to offset the shortfall.

Probation Services (111) **from** General Fund (001) **\$1,629,442**: The transfer provides the necessary revenue to offset the gap between the fees generated in pre-trial/probation and the cost of the programs.

Building Inspections (120) **from** Non-Countywide General Revenue (126) **\$160,000**: Due to the weak building economy this transfer provides funding to support the indirect charges to the fund for internal government services such as management information, facilities management, pay roll, and human resources. This is the first time a transfer of general revenue has been provided to support this fund.

Growth Management (121) **from** Municipal Services (140) **\$264,249**: The County's growth management fees do not provide 100% support for services provided by the Department. The transfer, in conjunction with the one from Non-Countywide General Revenue (126), is necessary to fund non-fee related activity and any additional difference.

Growth Management (121) **from** Non-Countywide General Revenue (126) **\$2,011,180**: The County's growth management fees do not provide 100% support for services provided by the Department. The transfer is necessary to fund non-fee related activity and any additional difference. Prior to FY 2011, the general revenue support for this fund was approximately 50% of expenses. Due to the weak economy, the subsidy for FY 2011 is 63%.

Mosquito Control (122) **from** General Fund (001) **\$782,709**: Transfer provides the majority of the funding, in addition to the nominal state grant.

Stormwater Utility (123) **from** Transportation Trust (106) **\$1,179,177**: The stormwater operations function provides road side swale maintenance on behalf of the transportation network. This transfer is necessary to support this activity.

Special Revenue Funds continued

Stormwater Utility (123) **from** Non-Countywide General Revenue (126) **\$3,241,630**: This transfer provides the additional revenue to support the county's stormwater utility program not funded through the stormwater non-ad valorem assessment.

Grants (125) **from** Non-Countywide General Revenue (126) **\$250,694**: This transfer provides matching funds for state and federal grants, including emergency management.

Radio Communication Systems (131) **from** 800 Mhz Capital Projects (331) **\$229,552**: This transfer provides funds acquired for the capital costs for the 800 Mhz radio system to support the operating requirements of the system subsequent to the completion of the capital project.

Debt Service Funds

In accordance with all enabling bond ordinances and resolutions, the County is required to establish separate funds for the purposes of making debt service payments. To avoid "splitting revenues" across multiple funds, the County accrues all the revenues to individual accounts in a particular fund. The County then makes transfers from the applicable funds to the appropriate debt (or other) funds.

Capital Projects Funds

Capital Improvements (305) **from** General Fund (001) **\$915,973**: As part of the FY 2011 budget process the Board allocated recurring general revenue to fund capital projects such as the Election equipment, Transportation and Stormwater maintenance, Park and Facility upgrades and maintenance, and the purchase of computer technology.

Capital Improvements (305) **from** Municipal Services (140) **\$508,527**: This transfer provides recurring non countywide general revenue support for the capital project programs associated with park facilities in the unincorporated area of the County.

Capital Improvements (305) **from** Special Assessment Paving (162) **\$241,528**: As part of the County's 2/3 2/3 paving program, individual neighborhoods agree to repay for paving projects. These funds are then transferred on an annual basis to support additional capital projects.

Gas Tax Transportation (306) **from** Transportation Trust (106) **\$89,000**: The transfer is to support transportation fund vehicle and equipment replacements, pavement markings and road-related stormwater capital projects funded from the gas tax.

Enterprise Funds

Solid Waste (401) **from** Non-Countywide General Revenue (126) **\$1,328,013**: The transfer is necessary since the tipping fees and non-ad valorem assessment currently supporting the Solid Waste Fund are not sufficient to fund the entire cost of the program.

**Leon County Government
Fiscal Year 2011 Budget**

Schedule of Transfers

<u>Fund #</u>	<u>Transfer To</u>	<u>Fund #</u>	<u>Transfer From</u>	<u>Transfer Amount</u>
<u>General Funds</u>				
001	General Fund	126	Non-Countywide General Revenue	2,427,751
060	Supervisor of Elections	001	General Fund	2,934,446
Subtotal				5,362,197
<u>Special Revenue Funds</u>				
106	Transportation Trust	123	Stormwater Utility	1,829,492
106	Transportation Trust	126	Non-Countywide General Revenue	1,921,276
111	Probation Services	001	General Fund	1,629,442
120	Building Inspection	126	Non-Countywide General Revenue	160,000
121	Growth Management	140	Municipal Services	264,249
121	Growth Management	126	Non-Countywide General Revenue	2,011,180
122	Mosquito Control	001	General Fund	782,709
123	Stormwater Utility	106	Transportation Trust	1,179,177
123	Stormwater Utility	126	Non-Countywide General Revenue	3,241,630
125	Grants	126	Non-Countywide General Revenue	250,694
131	Radio Communications Systems	331	800 Mhz Capital Projects	229,552
Subtotal				13,499,401
<u>Debt Service Funds</u>				
211	Bond Series 2003A & 2003B	001	General Fund	240,020
211	Bond Series 2003A & 2003B	165	Bank of America Building Operations	715,260
216	Bond Series 1998B	126	Non-Countywide General Revenue	2,874,775
220	Bond Series 2005	001	General Fund	416,804
220	Bond Series 2005	126	Non-Countywide General Revenue	4,228,360
220	Bond Series 2005	140	Municipal Services	293,585
220	Bond Series 2005	160	Tourist Development	163,451
221	ESCO Lease	001	General Fund	484,514
Subtotal				9,416,769
<u>Capital Projects Funds</u>				
305	Capital Improvements	001	General Fund	915,973
305	Capital Improvements	140	Municipal Services	508,527
305	Capital Improvements	162	Special Assessment Paving (2/3 2/3 Repay)	241,528
306	Gas Tax Transportation	106	Transportation Trust	89,000
Subtotal				1,755,028
<u>Enterprise Funds</u>				
401	Solid Waste	126	Non-Countywide General Revenue	1,328,013
Subtotal				1,328,013
TOTAL:				\$31,361,408



Organization of Funds

Fund Types	5-2
Revenue by Source	5-3
Summary of All Funds	5-4
General Funds	5-5
Special Revenue Funds	5-9
Debt Service Funds	5-39
Capital Funds	5-44
Enterprise Funds	5-59
Internal Service Funds	5-62

Organization of Funds

Basis of Budget

Leon County's Governmental and Fiduciary Funds are prepared on a modified accrual basis.

Revenues are recognized when measurable and available under budgetary basis. The following revenues are considered to be susceptible to accrual: taxes, charges for services, interest, state revenue sharing, federal forestry revenue, insurance agent revenues, 5th & 6th cent gas tax, federal and state grants, planning and zoning revenue, communication services tax, and special assessments.

Obligations are budgeted as expenses and generally recorded when the related fund liability is incurred. An exception is principal and interest on general long-term debt which is recorded when due.

The budgets of the proprietary funds are prepared on an accrual basis. The revenues are recognized when earned and their expenses are recognized when incurred.

Florida state law requires that receipts from all sources be budgeted at 95% of anticipated receipts.

Funds

The financial activities of the County are recorded in separate funds. Each fund is considered a separate accounting entity. The operations of each fund are accounted for within a set of self-balancing accounts that include assets, liabilities, fund equity, revenues, and expenditures, or expenses, as necessary. An account group is a financial reporting device designed to provide accountability for certain assets and liabilities that are not recorded in the funds because they do not directly affect net expendable available financial resources.

The various funds are as follows:

Governmental Fund Types:

General Fund – The general operating fund of the Board. This fund is used to account for all financial transactions not required to be accounted for in another fund.

Special Revenue Funds – Funds used to account for special assessments and specific governmental revenue sources. Major capital projects that are restricted by law, or administrative action, for expenditures for specific purposes are not considered Special Revenue Funds. Examples of Special Revenue Funds are Building Inspection, Transportation Trust, Emergency Medical Services, Fire Rescue Services, Tourist Development, and Probation Services.

Debt Service Funds – Funds used to record the funding and payment of principal and interest on debt reported in the General Long-Term Debt Account Group.

Capital Projects Funds – These funds are used to account for the acquisition or construction of major capital facilities other than those financed by the Proprietary Funds. Examples of Capital Projects Funds are the Local Option Sales Tax and Governmental Capital.

Proprietary Fund Types:

Enterprise Fund – A fund used to report operations that provide services financed primarily by user charges. An example of an enterprise fund is the Solid Waste Operations Fund.

Internal Service Funds – A fund used to account for goods or services provided by various departments to other departments of the Board on a cost-reimbursement basis. These funds consist of the Motor Pool Fund, the Communication Trust Fund, and the Insurance Service Fund.

**Leon County Government
Fiscal Year 2011 Budget**

Fund Revenue By Source

<i>Fund</i>	<i>Property Tax MSTU or Assmt</i>	<i>State Gas Tax</i>	<i>Local Gas Tax</i>	<i>State Revenue Sharing</i>	<i>1/2 Cent Sales Tax</i>	<i>Local Sales Tax</i>	<i>PST and CST (1)</i>	<i>Fund Balance (2)</i>	<i>Fines</i>	<i>Fees & Licenses (3)</i>	<i>Transfers</i>	<i>Other Revenue (4)</i>	<i>Total Budgeted Revenue</i>
001 General Fund	44,499,169							4,036,582		1,995,695	2,427,751	2,840,970	55,800,167
060 Supervisor of Elections											2,934,446		2,934,446
106 Transportation Trust		3,581,215	4,693,950							112,955	3,750,768	205,865	12,344,753
110 Fine and Forfeiture	63,301,014								136,800	1,208,300		297,160	64,943,274
111 Probation Services											1,629,442	1,193,806	2,823,248
114 Teen Court								15,674		113,905			129,579
116 Drug Abuse Trust								11,494		45,580		1,805	58,879
117 Judicial Programs								178,594				266,760	445,354
120 Building Inspection								112,789		1,030,940	160,000	13,775	1,317,504
121 Growth Management									9,500	884,450	2,275,429	12,920	3,182,299
122 Mosquito Control											782,709	53,725	836,434
123 Stormwater Utility										950,665	4,420,807	77,470	5,448,942
125 Grants											250,694	452,017	702,711
126 Non-Countywide Gen Rev				3,799,050	9,792,600		4,125,041			726,988			18,443,679
130 9-1-1 Emergency Comm				1,217,900									1,217,900
131 Radio Comm Systems									311,505		229,552	2,090	543,147
135 Emergency Medical Svcs	6,866,254								44,823	8,807,830		111,720	15,830,627
140 Municipal Services							6,183,075			665	26,252	44,080	6,254,072
145 Fire Rescue Service										7,511,807			7,511,807
160 Tourist Development						3,724,000						86,075	3,810,075
161 Housing Fin Authority										31,065			31,065
162 Special Assess. 2/3 Paving												247,228	247,228
164 Special Assess. - Killlearn												237,500	237,500
165 Bank of America Building								261,972		90,000		1,272,760	1,624,732
166 Huntington Oaks Plaza												245,000	245,000
211 Bond Series 2003											955,280		955,280
216 Bond Series 1998B											2,874,775		2,874,775
220 Bond Series 2005											5,102,200		5,102,200
221 ESCO Lease											484,514		484,514
305 Capital Improvements								14,069,777		100,000	1,666,028	440,705	16,276,510
306 Transportation											89,000		89,000
308 Sales Tax								17,308,975				429,115	17,738,090
309 Sales Tax - Extension						3,051,590				1,000,648		190,000	4,242,238
311 Bond Series 2003A & 2003B								306,000					306,000
318 Bond Series 1999								335,000					335,000
330 9-1-1 Capital Projects												27,455	27,455
331 800 Mhz Capital Projects								229,552					229,552
401 Solid Waste										9,925,695	1,328,013	682,575	11,936,283
420 Amtrak Depot								25,000					25,000
501 Insurance Service												4,331,863	4,331,863
502 Communications Trust												442,855	442,855
505 Motor Pool												3,130,451	3,130,451
Total	114,666,437	3,581,215	4,693,950	5,016,950	9,792,600	6,775,590	10,308,116	36,891,409	503,293	34,562,775	31,361,408	17,337,745	244,130,080

Notes:

The \$244,130,080 total budgeted revenue is net of interfund Transfers.

1. The Public Services Taxes (PST) on utilities is estimated to provide \$6.2 million in funding for Fund 140 Municipal Services, and Communications Services Taxes (CST) is estimated to provide \$4.1 million in funding for Fund 126 Non-Countywide General Revenue.

2. Appropriated Fund Balance amount for FY 2011.

3. Fees and Assessments account for \$32.5 million of the \$34.6 million in revenue, licenses account for \$2.6 million (\$1.0 million to Fund 120 Building Inspection, \$0.9 million to Fund 121 Growth Management, and \$134,900 to Fund 126 Non-Countywide General Revenue). \$7.5 million is for Fire Services of which \$948,995 is budgeted as delinquent fees for FY10.

4. Other Revenue include funding from interest, rents and royalties, grants, intergovernmental reimbursements, departmental billings, and other miscellaneous revenue.

Leon County Government
Fiscal Year 2011 Budget

Summary of All Funds

		<u>FY 2009</u>	<u>FY 2010</u>	<u>FY 2011</u>	<u>FY 2011</u>	<u>FY 2012</u>	<u>FY 2013</u>	<u>FY 2014</u>	<u>FY 2015</u>
		<u>Actual</u>	<u>Adopted</u>	<u>Requested</u>	<u>Budget</u>	<u>Planned</u>	<u>Planned</u>	<u>Planned</u>	<u>Planned</u>
Millage Rates									
General Countywide		8.3800	7.8500	7.8500	7.8500	8.4825	8.3943	8.3849	8.3804
Primary Healthcare MSTU		0.000	0.000	0.000	0.000	0.000	0.000	0.000	0.000
EMS MSTU		0.500	0.500	0.500	0.500	0.500	0.500	0.500	0.500
General Fund	001	63,619,557	55,720,604	56,706,682	55,800,167	61,368,604	60,524,679	62,074,512	63,304,232
Special Revenue Funds									
Supervisor of Elections		2,992,663	3,490,812	3,184,446	2,934,446	4,602,380	3,327,247	3,611,504	3,476,132
Transportation Trust		14,176,498	12,423,778	12,378,722	12,344,753	14,069,912	14,374,044	14,668,919	15,258,295
Fine and Forfeiture		64,418,382	63,436,378	65,097,930	64,943,274	66,789,208	68,667,513	70,624,701	72,664,604
Probation Services		2,821,884	2,784,737	2,830,884	2,823,248	2,941,694	3,038,739	3,139,875	3,245,567
Law Library Trust		30,782	-	-	-	-	-	-	-
Teen Court		171,211	202,170	129,579	129,579	134,855	139,297	143,919	126,756
Drug Abuse Trust		130,468	89,979	58,879	58,879	60,306	61,762	63,300	64,876
Judicial Programs		256,966	436,716	445,682	445,354	454,788	313,342	283,100	288,800
Building Inspection		1,634,495	1,578,543	1,546,934	1,317,504	1,373,089	1,420,293	1,469,475	1,520,891
Growth Management		4,172,962	3,932,077	3,657,085	3,182,299	3,342,290	3,462,600	3,587,939	3,718,950
Mosquito Control		723,014	819,682	837,497	836,434	862,178	885,487	909,732	935,022
Stormwater Utility		6,659,114	5,198,806	5,459,677	5,448,942	5,616,878	5,794,022	5,936,220	6,106,891
SHIP Trust		677,062	-	-	-	-	-	-	-
Grants		4,119,545	693,165	703,774	702,711	716,242	727,481	739,186	751,426
Non-Cntywide Gen. Rev.		21,065,572	18,947,031	18,443,679	18,443,679	18,433,361	18,659,188	18,984,088	19,368,838
9-1-1 Emergency Communication		909,817	1,318,900	1,217,900	1,217,900	1,226,450	1,234,500	1,242,600	1,252,100
Radio Communication Systems		-	383,515	543,147	543,147	547,745	552,447	557,010	562,034
EMS MSTU		22,628,157	14,868,628	15,856,675	15,830,627	16,488,562	16,882,365	17,582,018	18,307,038
Municipal Services		10,759,022	5,494,457	6,258,451	6,254,072	6,346,222	6,441,222	6,538,122	6,635,022
Fire Rescue Services		-	6,853,747	7,586,807	7,511,807	6,562,812	6,562,812	6,562,812	6,562,812
Tourist Development		3,607,438	3,923,396	3,810,075	3,810,075	3,847,125	3,885,125	3,923,125	3,961,125
Housing Finance Authority		60,255	31,350	31,065	31,065	30,780	30,495	30,210	29,925
Special Assessment. Paving		260,116	264,113	247,228	247,228	243,232	235,935	228,645	191,135
Primary Healthcare MSTU		60,000	-	-	-	-	-	-	-
Killearn Lakes Units I and II Sewer		215,790	242,280	237,500	237,500	237,500	237,500	237,500	237,500
Bank of America Building		1,316,229	1,724,823	1,625,060	1,624,732	1,608,854	1,633,206	1,658,421	1,684,435
Huntington Oaks Plaza		-	-	245,000	245,000	245,000	245,000	245,000	245,000
Subtotal		163,867,442	149,139,083	152,433,676	151,164,255	156,781,463	158,811,172	162,967,421	167,195,174
Debt Service Funds									
Series 1999		2,206,839	-	-	-	-	-	-	-
Series 2003A & 2003B		954,758	955,280	955,280	955,280	955,280	955,280	955,280	955,280
Series 1998B		2,874,439	2,877,888	2,874,775	2,874,775	2,875,363	2,874,125	-	-
Series 2005		2,895,426	5,097,875	5,102,200	5,102,200	5,101,225	5,098,019	7,970,206	7,977,181
ESCO Lease		460,000	460,000	484,514	484,514	484,514	484,513	484,513	484,513
Subtotal		9,391,462	9,391,043	9,416,769	9,416,769	9,416,382	9,411,937	9,409,999	9,416,974
Capital Projects Fund									
Capital Improvements		12,657,417	17,607,110	16,277,010	16,276,510	14,358,372	10,514,324	6,885,975	5,044,455
Transportation Improvements		1,723,178	620,500	89,000	89,000	1,317,710	1,199,039	1,081,000	1,223,500
Sales Tax		6,797,164	22,540,775	17,738,090	17,738,090	13,517,205	8,446,320	4,225,435	1,783,650
Sales Tax - Extension		3,280,525	5,407,650	4,242,238	4,242,238	5,276,854	5,533,740	5,261,815	5,131,943
Series 2003A & 2003B		162,363	-	306,000	306,000	65,000	-	-	-
Series 1999 Construction		77,720	-	335,000	335,000	272,500	-	-	-
Series 2005 Construction		-	-	-	-	-	-	-	-
ESCO Capital Projects		177,268	-	-	-	-	-	-	-
9-1-1 Capital Projects		16,247	79,055	27,455	27,455	27,455	27,455	27,455	27,455
800 Mhz Capital Projects		472,274	-	229,552	229,552	232,535	234,102	235,530	237,324
Impact Fee - Countywide Rd.		13,593	-	-	-	-	-	-	-
Impact Fee - NW Urban Coll.		25,045	-	-	-	-	-	-	-
Impact Fee - SE Urban Coll.		1,671	-	-	-	-	-	-	-
Subtotal		25,404,465	46,255,090	39,244,345	39,243,845	35,067,631	25,954,980	17,717,210	13,448,327
Enterprise Funds									
Solid Waste		10,172,559	11,660,922	11,944,947	11,936,283	12,484,828	13,113,960	13,764,811	14,115,149
Amtrak Depot		2,101	25,000	25,000	25,000	25,000	25,000	25,000	25,000
Subtotal		10,174,660	11,685,922	11,969,947	11,961,283	12,509,828	13,138,960	13,789,811	14,140,149
Internal Service Funds									
Insurance Service		5,517,664	4,106,898	4,332,324	4,331,863	4,331,863	4,331,863	4,331,863	4,331,863
Communications Trust		756,992	626,695	442,855	442,855	442,855	442,855	442,855	442,855
Motor Pool		1,188,670	3,000,131	3,133,670	3,130,451	3,153,875	3,178,328	3,203,844	3,230,505
Subtotal		7,463,326	7,733,724	7,908,849	7,905,169	7,928,593	7,953,046	7,978,562	8,005,223
TOTAL:		279,920,912	279,925,466	277,680,268	275,491,488	283,072,501	275,794,774	273,937,515	275,510,079
<i>Less Interfund Transfers</i>		<i>63,028,101</i>	<i>32,759,541</i>	<i>31,361,408</i>	<i>31,361,408</i>	<i>35,971,873</i>	<i>34,344,015</i>	<i>34,984,190</i>	<i>35,440,636</i>
TOTAL NET OF TRANS:		216,892,811	247,165,925	246,318,860	244,130,080	247,100,628	241,450,759	238,953,325	240,069,443

**Leon County Government
Fiscal Year 2011 Budget**

General Fund (001)

Fund Type: General Fund

The General Fund is the general operating fund of the County established by F.S. 129.02(1). Major revenue sources for the County's General Fund include proceeds from ad valorem and other taxes, charges for services, fees, and other miscellaneous revenues. The General Fund is used to account for financial resources and expenditures of general government (except those required to be accounted for in another fund) such as libraries, management information systems, facilities management, etc.

Revenue Sources	Acct #	Actual FY 2009	Adopted FY 2010	Requested FY 2011	Budget FY 2011	Planned FY 2012	Planned FY 2013	Planned FY 2014	Planned FY 2015
Ad Valorem - General Fund	311110	54,878,877	47,640,057	46,841,231	44,499,169	52,534,154	51,790,965	53,292,785	54,883,113
Delinquent Taxes	311200	(93)	-	-	-	-	-	-	-
Delinquent Taxes 2001	311201	(43)	-	-	-	-	-	-	-
Delinquent Taxes 2002	311202	229	-	-	-	-	-	-	-
Delinquent Taxes 2003	311203	(93)	-	-	-	-	-	-	-
Delinquent Taxes 2004	311204	2,284	-	-	-	-	-	-	-
Delinquent Taxes 2005	311205	(1,090)	-	-	-	-	-	-	-
Delinquent Taxes 2006	311206	22,170	-	-	-	-	-	-	-
Delinquent Taxes 2007	311207	128,359	-	-	-	-	-	-	-
Delinquent Taxes 1997	311297	(25)	-	-	-	-	-	-	-
Delinquent Taxes 1998	311298	(33)	-	-	-	-	-	-	-
Tourist Development (3 Cents & 5th Cent)	312100	25,052	22,800	41,000	38,950	38,950	39,900	39,900	40,850
Tourist Development (1 Cent)	312110	7,387	-	-	-	-	-	-	-
FEMA Reimbursement Storm 1831 Mar/Apr 2009	331318	20,267	-	-	-	-	-	-	-
Federal Payments in Lieu of Taxes	333000	56,498	85,500	55,000	52,250	52,250	52,250	52,250	52,250
State Library Aid	334710	171,486	162,450	99,400	94,430	94,430	94,430	94,430	94,430
COT Reimbursement for PSC	337220	-	-	77,000	73,150	73,150	73,150	73,150	73,150
GIS	337300	1,462,773	1,128,030	1,127,663	1,127,663	1,127,663	1,127,663	1,127,663	1,127,663
CRTPA Reimbursement	337401	-	198,436	224,737	224,737	231,500	238,503	245,764	253,287
Blueprint 2000 Reimbursement	337402	-	-	62,075	62,075	64,534	67,110	69,807	72,633
Payments In Lieu Of Taxes	339100	20,400	-	-	-	-	-	-	-
FS 29.0085 Court Technology	341150	-	283,100	298,500	283,575	283,575	283,575	283,575	283,575
\$2.00 IT Added Court Cost FS 28.24(12)	341160	354,890	-	-	-	-	-	-	-
Zoning Fees	341200	1,425	-	-	-	-	-	-	-
GIS User Fees	341910	2,498	9,500	10,000	9,500	9,500	9,500	9,500	9,500
CJIS User Fees	341920	62,159	52,060	70,600	67,070	68,400	70,395	72,485	74,670
Parking Facilities	344500	153,611	145,000	145,000	145,000	145,000	145,000	145,000	145,000
Library Parking	344510	16,828	14,725	17,000	16,150	16,150	16,150	16,150	16,150
Libraries	347100	169,867	163,875	155,000	147,250	147,250	147,250	147,250	147,250
Other Counties-Circuitwide Reimbursement	348820	37,168	-	-	-	-	-	-	-
FS 29.0085 Court Facilities	348930	685,165	1,492,640	1,320,000	1,254,000	1,266,350	1,279,650	1,292,000	1,305,300
County Court Probation Fees	349120	100	-	-	-	-	-	-	-
Civil Fee - Circuit Court	349200	372	-	-	-	-	-	-	-
Crt Admin/ Circuit-wide Reimbursement	349500	-	24,700	15,094	15,094	15,396	15,703	16,018	16,338
GAL / Circuit-wide Reimbursement	349501	-	35,733	36,169	34,361	36,078	37,882	39,777	41,766
Fees	349600	386	-	-	-	-	-	-	-
Interest Income - Bank	361100	4	-	-	-	-	-	-	-
Interest Income - Investment	361110	(5,476)	-	-	-	-	-	-	-
Pool Interest Allocation	361111	969,180	579,880	471,100	447,545	447,545	447,545	447,545	447,545
Net Incr(decr) In Fmv Of Investment	361300	158,303	-	-	-	-	-	-	-
Tax Collector F.S. 125.315	361320	6,429	-	-	-	-	-	-	-
Rents And Royalties	362000	26,392	-	-	-	-	-	-	-
Other Scrap Or Surplus	365900	374,398	142,500	249,000	236,550	236,550	236,550	236,550	236,550
Tax Deed Surplus (Chapter 19)	369200	4,204	-	-	-	-	-	-	-
Refund Of Prior Year Expenses	369300	6,975	-	-	-	-	-	-	-
Lawsuit Settlements	369350	8	-	-	-	-	-	-	-
Other Miscellaneous Revenue	369900	34,557	-	-	-	-	-	-	-
Forestry Carbon Credit	369903	-	-	7,700	7,315	7,315	8,835	8,835	8,835

**Leon County Government
Fiscal Year 2011 Budget**

General Fund (001)

Revenue Sources	Acct #	Actual FY 2009	Adopted FY 2010	Requested FY 2011	Budget FY 2011	Planned FY 2012	Planned FY 2013	Planned FY 2014	Planned FY 2015
Volunteer Certificate Training Fees	369930	2,400	-	-	-	-	-	-	-
Camp Activate Registration Fees	369935	250	-	-	-	-	-	-	-
Transfer From Fund 124	381124	94,182	-	-	-	-	-	-	-
Transfer From Fund 126	381126	369,220	2,896,872	2,427,751	2,427,751	672,864	542,673	564,078	174,377
Transfer From Fund 140	381140	-	187,746	-	-	-	-	-	-
Clerk Excess Fees	386100	255,813	-	-	-	-	-	-	-
Property Appraiser	386600	29,715	-	-	-	-	-	-	-
Tax Collector	386700	1,300,320	455,000	500,000	500,000	-	-	-	-
Supervisor Of Elections	386800	311,078	-	-	-	-	-	-	-
Appropriated Fund Balance	399900	-	-	4,036,582	4,036,582	3,800,000	3,800,000	3,800,000	3,800,000
Total Revenues		62,216,826	55,720,604	58,287,602	55,800,167	61,368,604	60,524,679	62,074,512	63,304,232

Appropriations by Department/Division	Acct #	Actual FY 2009	Adopted FY 2010	Requested FY 2011	Budget FY 2011	Planned FY 2012	Planned FY 2013	Planned FY 2014	Planned FY 2015
County Commission	100-511	1,312,193	1,285,780	1,316,541	1,312,936	1,490,465	1,547,108	1,606,321	1,668,207
Commission District 1	101-511	9,369	9,500	9,500	9,500	9,500	9,500	9,500	9,500
Commission District 2	102-511	6,836	9,500	9,500	9,500	9,500	9,500	9,500	9,500
Commission District 3	103-511	4,903	9,500	9,500	9,500	9,500	9,500	9,500	9,500
Commission District 4	104-511	7,619	9,500	9,500	9,500	9,500	9,500	9,500	9,500
Commission District 5	105-511	9,500	9,500	9,500	9,500	9,500	9,500	9,500	9,500
Commission At-large 6	106-511	9,498	9,500	9,500	9,500	9,500	9,500	9,500	9,500
Commission At-large 7	107-511	9,467	9,500	9,500	9,500	9,500	9,500	9,500	9,500
Commissioners' Account	108-511	23,512	25,460	25,330	25,330	25,330	25,330	25,330	25,330
County Administration	110-512	483,465	755,748	715,196	714,224	778,505	803,937	830,458	858,114
Minority/Women Small Business Enterprise	112-513	293,075	245,348	224,047	223,300	230,013	235,736	241,718	247,995
Volunteer Center	113-513	179,722	180,602	167,911	167,255	174,180	179,997	186,062	192,419
Intergovernmental Affairs	114-512	1,002,504	1,084,018	1,132,104	1,128,958	1,184,107	1,219,515	1,256,452	1,295,098
County Attorney	120-514	1,342,202	1,604,096	2,052,248	1,780,798	1,866,098	1,909,904	1,955,604	2,003,353
Support Services	126-513	232,405	-	-	-	-	-	-	-
Office of Sustainability	127-513	85,289	193,263	270,405	269,919	277,898	284,403	291,166	298,229
Office of Management & Budget	130-513	636,896	753,041	787,511	787,511	840,743	869,677	899,863	931,413
Clerk - Finance Administration	132-586	1,542,915	1,630,613	1,529,850	1,520,587	1,566,112	1,612,999	1,661,289	1,711,024
Procurement	140-513	284,913	284,331	366,835	365,930	386,425	399,914	413,891	428,470
Warehouse	141-513	169,048	232,693	175,540	174,793	182,632	189,229	196,119	203,338
Property Control	142-513	44,196	44,984	47,099	47,099	48,833	50,138	51,484	52,883
Facilities Management	150-519	5,322,148	6,961,426	7,058,706	6,992,511	7,346,477	7,369,162	7,569,952	7,827,244
Facilities Management: Judicial Security	150-711	135,315	-	-	-	-	-	-	-
Facilities Management: Judicial Maintenance	150-712	1,259,406	-	-	-	-	-	-	-
Human Resources	160-513	976,711	1,067,892	1,167,613	1,167,613	1,167,087	1,199,982	1,234,239	1,270,043
Management Information Services	171-513	4,002,285	5,465,217	5,561,983	5,550,689	5,739,461	5,885,483	6,037,438	6,196,207
Management Information Services	171-713	941,566	-	-	-	-	-	-	-
Management Information Services	171-719	197,667	-	-	-	-	-	-	-
Health Department	190-562	237,345	237,345	237,345	237,345	237,345	237,345	237,345	237,345
Lib - Policy, Planning, & Operations	240-571	784,764	914,293	956,750	955,098	995,613	1,025,891	1,057,881	1,091,702
Library Public Services	241-571	2,362,719	2,659,495	2,680,662	2,673,066	2,886,062	2,847,137	2,928,489	3,013,618
Library Collection Services	242-571	767,350	891,043	901,383	897,866	934,923	965,119	996,654	1,029,705
Library Extension Services	243-571	1,920,409	2,100,415	2,217,761	2,217,761	2,758,073	2,844,923	2,936,276	3,032,012
Summer Youth Employment	278-551	67,057	73,943	73,943	73,943	73,943	73,943	73,943	73,943
Extension Education	361-537	489,773	521,236	580,832	541,447	562,476	579,429	597,043	615,425
Medical Examiner	370-527	351,886	375,000	393,750	393,750	405,338	417,273	429,566	442,228
Tubercular Care & Child Protection Exams	370-562	59,000	61,000	61,000	61,000	61,000	61,000	61,000	61,000
Baker Act & Marchman Act	370-563	614,918	628,004	638,156	638,156	651,169	664,575	678,380	692,601
Medicaid & Indigent Burials	370-564	1,670,276	2,103,500	2,471,430	2,471,430	2,541,420	2,617,527	2,695,917	2,776,659

**Leon County Government
Fiscal Year 2011 Budget**

General Fund (001)

Appropriations by Department/Division	Acct #	Actual FY 2009	Adopted FY 2010	Requested FY 2011	Budget FY 2011	Planned FY 2012	Planned FY 2013	Planned FY 2014	Planned FY 2015
CHSP & Emergency Assistance	370-569	993,001	993,777	1,129,743	1,078,011	1,081,477	1,084,455	1,087,571	1,090,844
Housing Services	371-569	368,239	527,156	592,556	537,774	559,858	578,480	597,922	618,302
Youth Sports Teams	379-572	2,000	4,750	4,750	4,750	4,750	4,750	4,750	4,750
Veteran Services	390-553	192,695	293,147	290,619	290,461	299,593	305,708	312,045	318,634
Capital Regional Transportation Planning Agency	402-515	8,555	214,309	224,499	224,080	233,731	241,439	249,443	257,787
Blueprint 2000	403-515	-	-	62,022	61,603	64,740	67,464	70,317	73,316
Geographic Info. Systems	421-539	1,711,569	1,822,840	1,848,216	1,845,447	1,917,148	1,965,138	2,015,021	2,067,063
MIS Automation - General Fund	470-519	202,428	186,600	166,155	166,155	166,155	166,155	166,155	166,155
General Fund - Risk	495-519	768,474	537,894	560,516	560,516	560,516	560,516	560,516	560,516
Indirect Costs - General Fund	499-519	(6,359,018)	(5,917,223)	(5,867,174)	(5,867,174)	(6,101,863)	(6,345,938)	(6,599,776)	(6,863,766)
Property Appraiser	512-586	4,222,214	4,453,138	4,445,162	4,445,162	4,564,408	4,701,257	4,842,208	4,987,384
Tax Collector	513-586	4,854,981	4,572,000	4,584,200	4,584,200	4,629,784	4,676,082	4,722,843	4,770,071
Court Administration	540-601	158,641	188,640	193,274	192,527	200,442	207,058	213,959	221,193
Court Information Systems	540-713	11,887	-	-	-	-	-	-	-
Court Operating	540-719	17,618	-	-	-	-	-	-	-
Guardian Ad Litem	547-685	-	20,651	20,561	20,561	20,561	20,561	20,561	20,561
GAL Information Systems	547-713	6,216	-	-	-	-	-	-	-
GAL Operating	547-719	9,546	-	-	-	-	-	-	-
Planning Department	817-515	1,083,552	919,146	955,886	955,558	959,260	962,354	965,579	968,956
Non-Operating General Fund	820-519	872,146	766,167	769,946	769,946	773,830	777,822	781,927	786,147
Tax Deed Applications	831-513	6,028	22,500	22,500	22,500	22,500	22,500	22,500	22,500
Gum Road Target Planning Area	888-538	75,425	-	-	-	-	-	-	-
Line Item - Keep Tall. Beautiful	888-539	21,375	21,375	21,375	21,375	21,375	21,375	21,375	21,375
Line Item - Economic Development	888-552	299,250	199,500	199,500	199,500	199,500	199,500	199,500	199,500
Line Item - Human Service Agencies	888-569	681,934	610,684	760,684	660,684	660,684	660,684	660,684	660,684
Line Item - COCA Administration	888-573	-	150,000	150,000	150,000	150,000	150,000	150,000	150,000
Line Item - Special Events	888-574	21,500	22,000	24,500	24,500	24,500	24,500	24,500	24,500
Transfers	950-581	19,396,991	8,653,309	7,665,978	7,403,908	10,891,053	9,264,005	9,702,805	9,728,984
Primary Health Care	971-562	1,605,159	1,749,388	1,815,544	1,804,069	1,805,547	1,806,547	1,807,605	1,808,736
CRA-Payment	972-559	2,436,648	1,834,193	1,837,239	1,837,239	1,830,827	1,869,091	1,908,122	1,947,933
Budgeted Reserves -General Fund	990-519	100,381	-	-	-	-	-	-	-
Budgeted Reserves - General Fund	990-599	-	428,377	350,000	350,000	350,000	350,000	350,000	350,000
Total Appropriations		63,619,557	55,720,604	56,706,682	55,800,167	61,368,604	60,524,679	62,074,512	63,304,232
Revenues Less Appropriations		(1,402,731)	-	1,580,920	-	-	-	-	-

Notes:

The Board of County Commissioners maintained the tentative countywide millage rate at 7.85 mills. This is below the 8.0458 countywide rolled-back rate, which would have collected the same amount of ad valorem revenue as last year, and would not have been a tax increase. Due to property valuations decreasing by \$227 million, this will provide \$ 1.7 million in ad valorem savings to the community. In addition, the Board appropriated \$4 million in fund balance to support current year one time capital expenditures (\$915,973) and \$3.1 million to fund recurring operating expenditures. The utilization of this fund balance still leaves the general fund reserves within policy limits.

Out-years show the utilization of fund balance in the amount of \$3.8 million per year to balance the budget. Using fund balance in this amount will still require the Board to increase the millage rate to 8.4825 in FY12 to maintain current service levels. This millage rate assumes property values increase by 1% next year as apposed to the previous two years of valuation declines. FY13-FY14 reflects property valuations increasing by 2% in FY13 and 3% in FY14 and FY15 with millage rates of 8.3943, 8.3949, and 8.3804 respectively.

Long term utilization of reserves to fund recurring operating expenditures is not sustainable, and could affect the Board current –AA bond rating, and affect future borrowing needs. The Board will need to consider an ad valorem tax increase in the future to minimize the appropriation of reserves to balance the budget.

**Leon County Government
Fiscal Year 2011 Budget**

Supervisor of Elections (060)

Fund Type: General Fund

The Supervisor of Elections Fund is a general fund established as part of the FY2002 budget process. The Supervisor of Elections has requested their appropriation be established in a separate fund to provide discrete accounting of their budget. The revenue is transferred from the General Fund. At the conclusion of the fiscal year, any funds available in the Supervisor of Elections fund will be returned to the General Fund as excess fees.

Revenue Sources	Acct #	Actual FY 2009	Adopted FY 2010	Requested FY 2011	Budget FY 2011	Planned FY 2012	Planned FY 2013	Planned FY 2014	Planned FY 2015
Voter Education Funds	331100	44,324	-	-	-	-	-	-	-
Supervisor Of Elections	341550	7,575	-	-	-	-	-	-	-
Transfer From Fund 001	381001	2,940,764	3,490,812	2,934,446	2,934,446	4,602,380	3,327,247	3,611,504	3,476,132
Total Revenues		2,992,663	3,490,812	2,934,446	2,934,446	4,602,380	3,327,247	3,611,504	3,476,132

Appropriations by Department/Division	Acct #	Actual FY 2009	Adopted FY 2010	Requested FY 2011	Budget FY 2011	Planned FY 2012	Planned FY 2013	Planned FY 2014	Planned FY 2015
Supervisor of Elections - Risk	495-513	28,006	23,826	16,000	16,000	16,000	16,000	16,000	16,000
Voter Registration	520-513	1,703,392	1,789,199	1,884,988	1,809,988	2,049,265	2,064,951	2,121,890	2,185,728
Elections	520-586	202,201	-	-	-	-	-	-	-
Elections	521-513	899,214	1,677,787	1,283,458	1,108,458	2,537,115	1,246,296	1,473,615	1,274,404
Elections	521-586	108,877	-	-	-	-	-	-	-
SOE Grants	525-513	50,973	-	-	-	-	-	-	-
Total Appropriations		2,992,663	3,490,812	3,184,446	2,934,446	4,602,380	3,327,247	3,611,504	3,476,132
Revenues Less Appropriations		-	-	(250,000)	-	-	-	-	-

**Leon County Government
Fiscal Year 2011 Budget**

Transportation Trust (106)

Fund Type: Special Revenue

The Transportation Trust Fund is a special revenue fund established by F.S. 129.02(2). Major revenue sources for the Transportation Trust Fund include proceeds from local and state gas taxes. The fund is used to account for resources dedicated and expenditures restricted to the maintenance/construction of roads and bridges.

Revenue Sources	Acct #	Actual FY 2009	Adopted FY 2010	Requested FY 2011	Budget FY 2011	Planned FY 2012	Planned FY 2013	Planned FY 2014	Planned FY 2015
County Ninth-Cent Voted Fuel Tax	312300	1,330,387	1,239,750	1,333,000	1,266,350	1,272,050	1,278,700	1,285,350	1,292,000
Local Option Gas Tax	312410	3,443,469	3,208,150	3,608,000	3,427,600	3,444,700	3,461,800	3,478,900	3,496,950
TS Fay FEMA Reimbursement	331317	579,906	-	-	-	-	-	-	-
FEMA Reimbursement Storm 1831 Mar/Apr 2009	331318	108,862	-	-	-	-	-	-	-
Federal Payments in Lieu of Taxes	333000	235,466	-	55,000	52,250	52,250	52,250	52,250	52,250
20% Surplus Gas Tax	335420	530,048	484,500	508,000	482,600	485,450	487,350	490,200	493,050
5th & 6th Cent Gas Tax	335430	2,120,191	1,934,105	2,032,000	1,930,400	1,939,900	1,949,400	1,958,900	1,969,350
Gas Tax Pour-Over Trust	335440	1,148,052	1,081,765	1,143,000	1,085,850	1,091,550	1,097,250	1,102,950	1,107,700
Other Transportation	335490	131,183	80,750	47,000	44,650	44,650	45,600	45,600	45,600
Service Area App Fees	343651	-	1,900	1,000	950	950	950	950	950
Grading Fee Public Works	343920	43,021	55,765	42,500	40,375	41,230	42,085	42,845	43,700
Traffic Signs	344910	2,723	9,500	3,000	2,850	3,325	3,325	3,325	3,325
Subdivision Fees	344911	1,060	1,710	1,800	1,710	1,710	1,710	1,710	1,710
R-O-W Placement Fees	344913	69,970	76,665	70,600	67,070	69,065	71,155	73,245	75,430
Signal Maintenance - State Reimb	344914	37,327	34,295	39,700	37,715	38,760	39,995	41,135	42,370
Interest Income - Investment	361110	(1,189)	-	-	-	-	-	-	-
Pool Interest Allocation	361111	207,671	169,385	161,200	153,140	153,140	153,140	153,140	153,140
Interest Income - Other	361120	(296)	-	-	-	-	-	-	-
Net Incr(decr) In Fmv Of Investment	361300	55,300	-	-	-	-	-	-	-
Equipment Buyback	364100	435,000	-	-	-	-	-	-	-
Other Scrap Or Surplus	365900	577	-	-	-	-	-	-	-
Other Miscellaneous Revenue	369900	485	1,520	500	475	475	475	475	475
Transfer From Fund 123	381123	963,953	1,724,523	1,829,492	1,829,492	1,871,686	1,897,257	1,966,721	2,017,356
Transfer From Fund 126	381126	2,300,075	2,319,495	1,921,276	1,921,276	3,559,021	3,791,602	3,971,223	4,462,939
Total Revenues		13,743,241	12,423,778	12,797,068	12,344,753	14,069,912	14,374,044	14,668,919	15,258,295

Appropriations by Department/Division	Acct #	Actual FY 2009	Adopted FY 2010	Requested FY 2011	Budget FY 2011	Planned FY 2012	Planned FY 2013	Planned FY 2014	Planned FY 2015
Support Services	400-541	548,689	559,129	609,457	608,433	643,741	660,680	678,354	696,805
Engineering Services	414-541	2,742,648	3,196,506	3,255,279	3,245,197	3,388,424	3,495,760	3,607,672	3,724,750
Transportation Maintenance	431-541	2,640,483	4,224,252	4,252,399	4,235,665	4,383,554	4,508,106	4,638,557	4,775,502
Right-Of-Way Management	432-541	1,278,737	2,005,904	2,053,018	2,046,889	2,121,824	2,182,751	2,246,534	2,313,518
Alternative Stabilization	438-541	764,756	-	-	-	-	-	-	-
MIS Automation - Transportation Trust	470-541	14,801	8,500	10,316	10,316	10,316	10,316	10,316	10,316
Transportation Trust - Risk	495-541	122,368	92,353	86,012	86,012	86,012	86,012	86,012	86,012
Indirect Costs - Transportation Trust	499-541	1,478,902	1,398,700	1,544,064	1,544,064	1,605,827	1,670,060	1,736,862	1,806,336
Transfers	950-581	5,661,698	1,738,434	1,268,177	1,268,177	2,530,214	2,460,359	2,364,612	2,545,056
Public Works Admin Chargebacks	978-541	(1,076,584)	(850,000)	(750,000)	(750,000)	(750,000)	(750,000)	(750,000)	(750,000)
Budgeted Reserves - Transport. Trust	990-599	-	50,000	50,000	50,000	50,000	50,000	50,000	50,000
Total Appropriations		14,176,498	12,423,778	12,378,722	12,344,753	14,069,912	14,374,044	14,668,919	15,258,295
Revenues Less Appropriations		(433,257)	-	418,346	-	-	-	-	-

Notes:

For FY11, the Board provided a \$1.9 million general revenue subsidy to the transportation fund. This subsidy is projected to grow to \$4.5 million by FY15. Due to the weak economy, the Board chose not to consider levying the available five-cent gas tax. To alleviate the general revenue subsidy to this fund, the Board will need to consider imposing the five-cent gas tax in the future. Projected revenues from this tax are \$1.1 million per penny levy which would have to be shared with the City of Tallahassee.

**Leon County Government
Fiscal Year 2011 Budget**

Fine and Forfeiture (110)

Fund Type: Special Revenue

The Fine and Forfeiture Fund is a special revenue fund established by F.S. 129.02(3) and F.S. 142.01. Major revenue sources for the County Fine and Forfeiture Fund include proceeds from ad valorem taxes and other miscellaneous revenues. The fund is used to account for revenues collected in support of and expenditures dedicated to criminal prosecution, court operations, and operations of the Sheriff's Department.

Revenue Sources	Acct #	Actual FY 2009	Adopted FY 2010	Requested FY 2011	Budget FY 2011	Planned FY 2012	Planned FY 2013	Planned FY 2014	Planned FY 2015
Ad Valorem - Fine/Fore. Fund	311120	63,175,623	61,853,568	66,632,646	63,301,014	65,117,048	66,964,753	68,889,591	70,896,344
Delinquent Taxes	311200	(13)	-	-	-	-	-	-	-
Delinquent Taxes 2001	311201	85	-	-	-	-	-	-	-
Delinquent Taxes 2002	311202	(16)	-	-	-	-	-	-	-
Delinquent Taxes 2003	311203	84	-	-	-	-	-	-	-
Delinquent Taxes 1997	311297	(38)	-	-	-	-	-	-	-
Delinquent Taxes 1998	311298	(42)	-	-	-	-	-	-	-
Child Support Enforcement	331240	11,972	11,875	12,000	11,400	11,400	11,400	11,400	11,400
Title IV - Child Support Enforcement	331691	5,083	-	-	-	-	-	-	-
Sheriff	341520	555,225	451,250	504,000	478,800	488,300	497,800	508,250	518,700
Room And Board - Prisoners	342300	326,274	321,100	420,000	399,000	402,800	406,600	411,350	415,150
EMS Related Fees	342450	-	317,600	330,500	330,500	345,200	360,600	376,800	393,800
Public Defender Liens	348670	390	-	-	-	-	-	-	-
Court Fines	351120	36,391	45,600	37,000	35,150	35,150	36,100	36,100	37,050
Crime Prevention (fs 775.083(2))	351150	105,849	114,000	107,000	101,650	103,550	104,500	105,450	106,400
Interest Income - Investment	361110	4,045	-	-	-	-	-	-	-
Pool Interest Allocation	361111	465,111	321,385	300,800	285,760	285,760	285,760	285,760	285,760
Net Incr(decr) In Fmv Of Investment	361300	56,771	-	-	-	-	-	-	-
Sheriff F.S. 125.315	361330	85,221	-	-	-	-	-	-	-
Transfer From Fund 001	381001	56,000	-	-	-	-	-	-	-
Transfer From Fund 116	381116	20,000	-	-	-	-	-	-	-
Transfer From Fund 135	381135	300,219	-	-	-	-	-	-	-
Clerk Excess Fees	386100	32,071	-	-	-	-	-	-	-
Sheriff Excess Fees	386400	1,367,674	-	-	-	-	-	-	-
Total Revenues		66,603,979	63,436,378	68,343,946	64,943,274	66,789,208	68,667,513	70,624,701	72,664,604
Appropriations by Department/Division	Acct #	Actual FY 2009	Adopted FY 2010	Requested FY 2011	Budget FY 2011	Planned FY 2012	Planned FY 2013	Planned FY 2014	Planned FY 2015
MIS Automation - State Attorney	470-602	18,798	14,400	14,712	14,712	14,712	14,712	14,712	14,712
MIS Automation - Public Defender	470-603	19,631	15,450	15,794	15,794	15,794	15,794	15,794	15,794
Fine & Forfeiture - Risk	495-689	469,185	346,079	333,331	333,331	333,331	333,331	333,331	333,331
Diversions Programs	508-569	75,000	100,000	100,000	100,000	100,000	100,000	100,000	100,000
Law Enforcement	510-586	33,627,107	31,128,724	32,228,059	32,153,091	33,158,248	34,169,360	35,221,982	36,318,117
Corrections	511-586	27,908,271	29,418,602	30,170,654	30,091,162	30,898,046	31,730,690	32,599,987	33,507,802
State Attorney	532-602	37,000	122,031	121,676	121,676	121,676	121,676	121,676	121,676
State Attorney	532-712	1,254	-	-	-	-	-	-	-
State Attorney	532-713	22,856	-	-	-	-	-	-	-
State Attorney	532-719	58,115	-	-	-	-	-	-	-
Public Defender	533-603	37,045	140,025	140,200	140,200	140,200	140,200	140,200	140,200
Public Defender	533-713	35,607	-	-	-	-	-	-	-
Public Defender	533-719	65,300	-	-	-	-	-	-	-
Clerk - Article V Expenses	537-586	409,164	-	-	-	-	-	-	-
Clerk - Article V Expenses	537-614	-	405,082	411,530	411,334	419,557	427,944	436,499	445,224
Legal Aid	555-564	106,123	-	-	-	-	-	-	-
Legal Aid	555-715	-	95,985	111,974	111,974	110,644	109,266	107,889	106,464
Juvenile Detention Payment - State	620-689	1,527,926	1,500,000	1,350,000	1,350,000	1,377,000	1,404,540	1,432,631	1,461,284
Budgeted Reserves - Fine and Forfeiture	990-599	-	150,000	100,000	100,000	100,000	100,000	100,000	100,000
Total Appropriations		64,418,382	63,436,378	65,097,930	64,943,274	66,789,208	68,667,513	70,624,701	72,664,604
Revenues Less Appropriations		2,185,597	-	3,246,016	-	-	-	-	-

**Leon County Government
Fiscal Year 2011 Budget**

Notes:

The countywide millage rate levy was maintained at 7.85 mills. Additional information regarding this levy and the need to appropriate fund balance for recurring operating expenditures is located on the general fund page.

**Leon County Government
Fiscal Year 2011 Budget**

Probation Services (111)

Fund Type: Special Revenue

The Probation Services Fund is a special revenue fund established in support of the administration of County Probation programs. Major revenue sources for the Probation Services Fund include fees related to pre-trial costs, other probation related services, and a transfer from the General Fund. The fund is used to account for resources and expenditures related to the alternative Community Service Work Program, the Pre-trial Release Program, and other County Probation programs and services.

Revenue Sources	Acct #	Actual FY 2009	Adopted FY 2010	Requested FY 2011	Budget FY 2011	Planned FY 2012	Planned FY 2013	Planned FY 2014	Planned FY 2015
Sheriff GPS Program	337281	75,000	75,000	75,000	75,000	75,000	75,000	75,000	75,000
Active GPS Monitoring Fee	348680	54,713	58,520	22,400	21,280	21,090	20,805	20,615	20,425
Passive GPS Monitoring Fee	348681	8,963	10,640	14,300	13,585	13,395	13,300	13,205	13,015
County Court Probation Fees	349120	762,284	790,400	659,000	626,050	619,400	613,700	607,050	601,350
Probation-No Show Fees	349125	41,616	38,000	42,000	39,900	40,660	41,515	42,370	43,130
Pre-trial Fees	349130	155,507	160,550	112,800	107,160	106,115	105,070	104,025	102,980
SCRAM Unit User Fees	349135	29,658	24,605	22,300	21,185	21,565	22,040	22,515	22,895
Alternative Community Service Fees	349140	74,675	67,925	70,300	66,785	68,115	69,540	70,870	72,295
Pretrial Alcohol Testing Fees	349145	50,391	43,594	-	-	-	-	-	-
Probation Alcohol Testing Fees	349146	5,890	13,703	-	-	-	-	-	-
UA Testing Fees	349147	-	-	161,611	153,530	153,530	153,530	153,530	153,530
Alcohol Testing Fees	349148	-	-	50,580	48,051	48,051	48,051	48,051	48,051
Interest Income - Investment	361110	(22)	-	-	-	-	-	-	-
Pool Interest Allocation	361111	29,779	28,595	22,400	21,280	21,280	21,280	21,280	21,280
Net Incr(decr) In Fmv Of Investment	361300	11,993	-	-	-	-	-	-	-
Transfer From Fund 001	381001	1,140,040	1,473,205	1,629,442	1,629,442	1,753,493	1,854,908	1,961,364	2,071,616
Total Revenues		2,440,487	2,784,737	2,882,133	2,823,248	2,941,694	3,038,739	3,139,875	3,245,567

Appropriations by Department/Division	Acct #	Actual FY 2009	Adopted FY 2010	Requested FY 2011	Budget FY 2011	Planned FY 2012	Planned FY 2013	Planned FY 2014	Planned FY 2015
MIS Automation - Probation Services	470-523	5,131	3,985	4,068	4,068	4,068	4,068	4,068	4,068
Probation Services - Risk	495-523	37,314	25,749	25,100	25,100	25,100	25,100	25,100	25,100
Indirect Costs - Probation Services	499-523	646,577	593,700	464,142	464,142	482,708	502,016	522,097	542,981
County Probation	542-523	1,018,716	1,061,143	1,132,245	1,128,427	1,186,885	1,229,780	1,274,482	1,321,228
Pretrial Release	544-523	1,114,146	1,075,160	1,029,742	1,026,082	1,062,761	1,093,839	1,126,294	1,160,297
Drug & Alcohol Testing	599-523	-	-	150,587	150,429	155,172	158,936	162,834	166,893
Budgeted Reserves - Probation Services	990-599	-	25,000	25,000	25,000	25,000	25,000	25,000	25,000
Total Appropriations		2,821,884	2,784,737	2,830,884	2,823,248	2,941,694	3,038,739	3,139,875	3,245,567
Revenues Less Appropriations		(381,397)	-	51,249	-	-	-	-	-

Notes:

Due to a decline in revenue from probation and pre-trial fees caused by decreased caseloads and the waiving of fees by the judiciary, the general revenue subsidy for these services increased by \$156,237 from FY10.

**Leon County Government
Fiscal Year 2011 Budget**

Legal Aid Trust (112)

Fund Type: Special Revenue

The Legal Aid Trust Fund is a special revenue fund established by the Code of Laws of Leon County, Chapter 7, Article II, Section 27(e)(1). As part of the implementation of Article V, legal aid expenditures will occur in the Judicial Programs Fund 117 beginning in FY2005.

Revenue Sources	Acct #	Actual FY 2009	Adopted FY 2010	Requested FY 2011	Budget FY 2011	Planned FY 2012	Planned FY 2013	Planned FY 2014	Planned FY 2015
Pool Interest Allocation	361111	93	-	-	-	-	-	-	-
Total Revenues		93	-	-	-	-	-	-	-
Revenues Less Appropriations		-	-	-	-	-	-	-	-

**Leon County Government
Fiscal Year 2011 Budget**

Law Library Trust (113)

Fund Type: Special Revenue

The Law Library Trust Fund is a special revenue fund established by the Code of Laws of Leon County, Chapter 7, Article II, Section 27(b)(1). Major revenue sources for the Law Library Trust Fund include charges and fees imposed for Court proceedings and matters pursuant to F.S. 28.2401, 28.241, 34.041, and 44.108. The fund is used to account for resources and expenditures exclusively associated with the establishment and maintenance of a law library for use by the judiciary, members of the Florida Bar, and the public. As part of the implementation of Article V, law library expenditures will occur in the Judicial Programs Fund 117 beginning in FY2005. Any fund balance in the Law Library Trust Fund 113 will be used for the purpose of supporting the law library.

Revenue Sources	Acct #	Actual FY 2009	Adopted FY 2010	Requested FY 2011	Budget FY 2011	Planned FY 2012	Planned FY 2013	Planned FY 2014	Planned FY 2015
Fees	349600	105	-	-	-	-	-	-	-
Pool Interest Allocation	361111	347	-	-	-	-	-	-	-
Total Revenues		452	-	-	-	-	-	-	-
Appropriations by Department/Division	Acct #	Actual FY 2009	Adopted FY 2010	Requested FY 2011	Budget FY 2011	Planned FY 2012	Planned FY 2013	Planned FY 2014	Planned FY 2015
Court Admin Jud Prgs- Law Library	546-714	30,782	-	-	-	-	-	-	-
Total Appropriations		30,782	-	-	-	-	-	-	-
Revenues Less Appropriations		(30,330)	-	-	-	-	-	-	-

**Leon County Government
Fiscal Year 2011 Budget**

Teen Court (114)

Fund Type: Special Revenue

Effective July 1, 2005, the Board of County Commissioners authorized a \$3 fee be imposed for certain Court proceedings; the revenue will be used to support the Teen Court program.

Revenue Sources	Acct #	Actual FY 2009	Adopted FY 2010	Requested FY 2011	Budget FY 2011	Planned FY 2012	Planned FY 2013	Planned FY 2014	Planned FY 2015
Mediation Fees	349310	177	-	-	-	-	-	-	-
Teen Court Fees	351500	138,096	133,000	119,900	113,905	116,185	118,560	120,935	123,310
Pool Interest Allocation	361111	4,376	-	-	-	-	-	-	-
Appropriated Fund Balance	399900	-	69,170	15,674	15,674	18,670	20,737	22,984	3,446
Total Revenues		142,649	202,170	135,574	129,579	134,855	139,297	143,919	126,756

Appropriations by Department/Division	Acct #	Actual FY 2009	Adopted FY 2010	Requested FY 2011	Budget FY 2011	Planned FY 2012	Planned FY 2013	Planned FY 2014	Planned FY 2015
Teen Court - Risk	495-662	1,528	378	2,572	2,572	2,572	2,572	2,572	2,572
Indirect Costs - Teen Court	499-662	15,656	12,200	13,165	13,165	13,692	14,240	14,810	15,402
Court Administration - Teen Court	586-662	154,027	189,592	113,842	113,842	118,591	122,485	126,537	108,782
Total Appropriations		171,211	202,170	129,579	129,579	134,855	139,297	143,919	126,756
Revenues Less Appropriations		(28,562)	-	5,995	-	-	-	-	-

**Leon County Government
Fiscal Year 2011 Budget**

Drug Abuse Trust (116)

Fund Type: Special Revenue

The Drug Abuse Trust Fund is a special revenue fund established as the repository for the collection of court costs from felony fines. Funding is used to support drug intervention programs.

Revenue Sources	Acct #	Actual FY 2009	Adopted FY 2010	Requested FY 2011	Budget FY 2011	Planned FY 2012	Planned FY 2013	Planned FY 2014	Planned FY 2015
County Alcohol Tf (fs 938.13)	348125	11,497	11,100	9,100	9,100	9,200	9,400	9,600	9,800
Felony Drug Intervention	348241	41,727	42,750	38,400	36,480	37,240	37,905	38,665	39,425
Misdemeanor Drug Court Fees	348242	(7,725)	6,935	-	-	-	-	-	-
Pool Interest Allocation	361111	6,818	3,515	1,900	1,805	1,805	1,805	1,805	1,805
Appropriated Fund Balance	399900	-	25,679	11,494	11,494	12,061	12,652	13,230	13,846
Total Revenues		52,317	89,979	60,894	58,879	60,306	61,762	63,300	64,876

Appropriations by Department/Division	Acct #	Actual FY 2009	Adopted FY 2010	Requested FY 2011	Budget FY 2011	Planned FY 2012	Planned FY 2013	Planned FY 2014	Planned FY 2015
Drug Abuse	800-562	92,128	51,159	52,369	52,369	53,603	54,917	56,310	57,738
Misdemeanor Drug Court	810-562	18,340	32,500	-	-	-	-	-	-
Transfers	950-581	20,000	-	-	-	-	-	-	-
Budget Reserves - Drug Court	990-599	-	6,320	6,510	6,510	6,703	6,845	6,990	7,138
Total Appropriations		130,468	89,979	58,879	58,879	60,306	61,762	63,300	64,876
Revenues Less Appropriations		(78,151)	-	2,015	-	-	-	-	-

**Leon County Government
Fiscal Year 2011 Budget**

Judicial Programs (117)

Fund Type: Special Revenue

On June 8th, 2004, the Board of County Commissioners authorized the imposition of a \$65.00 criminal violation court costs. In accordance with Florida Statutes and the enabling County Ordinance, the proceeds from the \$65.00 fine are to be used as follows: 25% to supplement State funding requirements related to the implementation of a Statewide court system or to pay for local requirements; 25% to be used to fund legal aid programs; 25% to be used to fund law library personnel and materials; and 25% to be used to fund alternative juvenile programs. At the end of the fiscal year, any fund balance remaining shall be utilized in subsequent fiscal years for the funding of either the State or local requirements. The funding for legal aid, the law library, and the alternative juvenile program, Teen Court, was provided previously under different fees authorized by statute. Effective FY 06 Teen Court is shown in Fund 114 and is supported by a \$3.00 traffic citation fee.

Revenue Sources	Acct #	Actual FY 2009	Adopted FY 2010	Requested FY 2011	Budget FY 2011	Planned FY 2012	Planned FY 2013	Planned FY 2014	Planned FY 2015
Court Innovations Local Requirement	348921	70,377	59,945	70,200	66,690	68,020	69,398	70,775	72,200
Legal Aid Local Ordinance	348922	70,377	59,945	70,200	66,690	68,020	69,398	70,775	72,200
Law Library Local Ordinance	348923	70,377	59,945	70,200	66,690	68,020	69,398	70,775	72,200
Juvenile Alternative Local Ordinance	348924	70,377	59,945	70,200	66,690	68,020	69,398	70,775	72,200
Pool Interest Allocation	361111	13,777	-	-	-	-	-	-	-
Appropriated Fund Balance	399900	-	196,936	178,594	178,594	182,708	35,750	-	-
Total Revenues		295,285	436,716	459,394	445,354	454,788	313,342	283,100	288,800

Appropriations by Department/Division	Acct #	Actual FY 2009	Adopted FY 2010	Requested FY 2011	Budget FY 2011	Planned FY 2012	Planned FY 2013	Planned FY 2014	Planned FY 2015
Judicial Programs - Risk	495-569	-	-	2,201	2,201	2,201	2,201	2,201	2,201
Indirect Costs - Judicial Programs	499-601	3,328	5,100	6,506	6,506	6,766	7,037	7,318	7,611
Alternative Juvenile Programs	509-569	69,816	83,755	85,648	85,320	88,063	9,372	8,610	8,027
Law Library	546-714	5,558	82,679	66,690	66,690	68,020	69,398	70,775	72,200
Judicial Programs/Article V	548-601	23,436	-	-	-	-	-	-	-
Judicial Programs/Article V	548-662	84,451	182,503	217,947	217,947	221,718	155,936	123,421	126,561
Legal Aid - Court	555-715	70,377	82,679	66,690	66,690	68,020	69,398	70,775	72,200
Total Appropriations		256,966	436,716	445,682	445,354	454,788	313,342	283,100	288,800
Revenues Less Appropriations		38,319	-	13,712	-	-	-	-	-

**Leon County Government
Fiscal Year 2011 Budget**

Building Inspection (120)

Fund Type: Special Revenue

The Building Inspection Fund is a special revenue fund established to account for fees collected on building permits issued within the unincorporated area of Leon County. The fees are used to fund the operation of the Building Inspection Department.

Revenue Sources	Acct #	Actual FY 2009	Adopted FY 2010	Requested FY 2011	Budget FY 2011	Planned FY 2012	Planned FY 2013	Planned FY 2014	Planned FY 2015
Building Permits	322000	1,162,818	1,253,050	1,071,000	1,017,450	1,026,950	1,047,850	1,068,750	1,089,650
Catastrophe Related Building Permit	322010	270	-	-	-	-	-	-	-
Contractor's Licenses	329140	37,067	45,790	14,200	13,490	13,680	13,965	14,155	14,440
Driveway Permit Fees	343930	11,030	9,405	11,500	10,925	11,020	11,305	11,495	11,685
Reinspection Fees	349100	734	1,330	700	665	665	665	665	665
Violations of Local Ordinances	354150	4,477	-	-	-	-	-	-	-
Pool Interest Allocation	361111	13,918	6,840	2,300	2,185	2,185	2,185	2,185	2,185
Transfer From Fund 126	381126	-	-	160,000	160,000	-	-	-	-
Appropriated Fund Balance	399900	-	262,128	112,789	112,789	19,395	-	-	-
Total Revenues		1,230,314	1,578,543	1,372,489	1,317,504	1,073,895	1,075,970	1,097,250	1,118,625

Appropriations by Department/Division	Acct #	Actual FY 2009	Adopted FY 2010	Requested FY 2011	Budget FY 2011	Planned FY 2012	Planned FY 2013	Planned FY 2014	Planned FY 2015
Building Inspection	220-524	1,372,539	1,374,163	1,375,174	1,145,744	1,194,929	1,235,477	1,277,737	1,321,954
MIS Automation - Building Inspection	470-524	3,147	2,065	2,173	2,173	2,173	2,173	2,173	2,173
Building Inspection	495-524	14,089	11,892	9,587	9,587	9,587	9,587	9,587	9,587
Indirect Costs - Building Inspections	499-524	244,720	170,423	160,000	160,000	166,400	173,056	179,978	187,177
Budgeted Reserves - Building Inspection	990-599	-	20,000	-	-	-	-	-	-
Total Appropriations		1,634,495	1,578,543	1,546,934	1,317,504	1,373,089	1,420,293	1,469,475	1,520,891
Revenues Less Appropriations		(404,181)	-	(174,445)	-	(299,194)	(344,323)	(372,225)	(402,266)

Notes:

Due to a decline in revenue associated with the weak building and housing market, operating expenditures for building inspection services were reduced by \$228,419. This included eliminating 3.25 positions. Even with these reductions, in order to maintain an acceptable level of permitting services, the fund required a general revenue subsidy of \$160,000. This is the first time a general revenue subsidy has ever been provided for building inspection services since the fund was established in the mid 1990's.

**Leon County Government
Fiscal Year 2011 Budget**

Growth Management (121)

Fund Type: Special Revenue

The Growth Management Fund is a special revenue established to account for the activities related to Growth and Environmental Management in accordance with the City of Tallahassee/Leon County Comprehensive Plan. The fund has been previously supported by both permitting fees and general revenue at approximately a 50/50 percent split. Due to the weak building and development economy, the fund required 63 % in general revenue support for FY11. The functions supported by the Growth Management Fund include development review, environmental compliance, permit and compliance services, and support services.

Revenue Sources	Acct #	Actual FY 2009	Adopted FY 2010	Requested FY 2011	Budget FY 2011	Planned FY 2012	Planned FY 2013	Planned FY 2014	Planned FY 2015
Licenses And Permits	322100	-	1,107,700	931,000	884,450	919,600	956,650	994,650	1,034,550
Stormwater - Standard Form	329100	389,853	-	-	-	-	-	-	-
Stormwater - Short Form B-High	329110	7,576	-	-	-	-	-	-	-
Stormwater - Short Form B-Low	329111	64,733	-	-	-	-	-	-	-
Stormwater - Short Form A	329112	93,889	-	-	-	-	-	-	-
New Address Assignments	329113	36,667	-	-	-	-	-	-	-
Tree Permits	329120	9,361	-	-	-	-	-	-	-
Vegetative Management Plans	329121	1,250	-	-	-	-	-	-	-
Landscape Permit Fees	329130	43,714	-	-	-	-	-	-	-
Amend/Resubmittal/Extensions	329150	9,603	-	-	-	-	-	-	-
Operating Permit	329170	65,665	-	-	-	-	-	-	-
Communications Tower Bonds	329171	4,204	-	-	-	-	-	-	-
Subdivision Exemptions	329200	27,423	-	-	-	-	-	-	-
Certificate Of Concurrence	329210	31,093	-	-	-	-	-	-	-
Parking Standards	329220	700	-	-	-	-	-	-	-
Project Status	329240	59,375	-	-	-	-	-	-	-
PUV - Permitted Use Verification	329250	20,103	-	-	-	-	-	-	-
Site Plan Review	329260	122,190	-	-	-	-	-	-	-
Other Development Review Fees	329270	71,900	-	-	-	-	-	-	-
Catrophe Related Permits	329280	502	-	-	-	-	-	-	-
Environmental Analysis	343941	113,167	-	-	-	-	-	-	-
Boaa Variance Requests	343950	2,100	-	-	-	-	-	-	-
BOCC Variance Requests	343951	1,440	-	-	-	-	-	-	-
SHIP - Doc Stamp Revenue	345100	1,095	-	-	-	-	-	-	-
Reinspection Fees	349100	3,850	-	-	-	-	-	-	-
Code Enforcement Board Fines	354100	14,262	9,500	10,000	9,500	9,500	9,500	9,500	9,500
Violations of Local Ordinances	354150	(2,239)	-	-	-	-	-	-	-
Interest Income - Investment	361110	6,894	-	-	-	-	-	-	-
Pool Interest Allocation	361111	39,512	29,450	10,600	10,070	10,070	10,070	10,070	10,070
Net Incr(decr) In Fmv Of Investment	361300	31,381	-	-	-	-	-	-	-
Other Miscellaneous Revenue	369900	1,250	2,850	3,000	2,850	2,850	2,850	2,850	2,850
Transfer From Fund 126	381126	1,940,360	1,987,011	2,011,180	2,011,180	2,100,144	2,029,341	2,029,341	2,029,341
Transfer From Fund 140	381140	-	-	264,249	264,249	-	-	-	-
Appropriated Fund Balance	399900	-	795,566	-	-	300,126	-	-	-
Total Revenues		3,212,873	3,932,077	3,230,029	3,182,299	3,342,290	3,008,411	3,046,411	3,086,311

Appropriations by Department/Division	Acct #	Actual FY 2009	Adopted FY 2010	Requested FY 2011	Budget FY 2011	Planned FY 2012	Planned FY 2013	Planned FY 2014	Planned FY 2015
Environmental Compliance	420-537	1,433,540	1,467,563	1,527,213	1,295,126	1,362,267	1,410,031	1,459,769	1,511,758
Development Services	422-537	807,397	792,967	777,940	605,272	634,233	658,464	683,744	710,230
Permit & Compliance Services	423-537	784,830	799,031	439,901	438,046	457,750	474,306	491,563	509,654
Support Services	424-537	-	-	414,539	346,363	371,881	384,227	397,101	410,550
MIS Automation - Growth Management	470-537	17,403	10,200	7,849	7,849	7,849	7,849	7,849	7,849
Growth Management - Risk	495-537	35,851	30,016	22,978	22,978	22,978	22,978	22,978	22,978
Indirect Costs - Growth Management	499-537	1,093,941	812,300	466,665	466,665	485,332	504,745	524,935	545,932
Budgeted Reserves - Growth Management	990-599	-	20,000	-	-	-	-	-	-
Total Appropriations		4,172,962	3,932,077	3,657,085	3,182,299	3,342,290	3,462,600	3,587,939	3,718,950

Leon County Government
Fiscal Year 2011 Budget

Growth Management (121)

Revenues Less Appropriations	(960,089)	-	(427,056)	-	-	(454,189)	(541,528)	(632,639)
-------------------------------------	-----------	---	-----------	---	---	-----------	-----------	-----------

Notes:

Due to a decline in revenue as associated with the weak building and development economy, operating expenditures for growth and environmental management services were reduced by \$172,437. This included eliminating 5.75 positions. In order to maintain an acceptable level of service, further reductions were not considered for FY11.

**Leon County Government
Fiscal Year 2011 Budget**

Mosquito Control (122)

Fund Type: Special Revenue

The Mosquito Control Fund is a special revenue fund established in support of the administration and operation of the Countywide Mosquito Control Programs. The majority of the program is supported through a transfer from the General Fund (i.e. property taxes). The Florida Department of Environmental Protection (DEP) Tire Grant provides less than 10% of the annual funding for this program. The fund is used to account for the resources and expenditures associated with the Mosquito Control Program.

Revenue Sources	Acct #	Actual FY 2009	Adopted FY 2010	Requested FY 2011	Budget FY 2011	Planned FY 2012	Planned FY 2013	Planned FY 2014	Planned FY 2015
TS Fay FEMA Reimbursement	331317	283,989	-	-	-	-	-	-	-
Mosquito Control	334610	51,824	35,150	39,000	39,000	39,000	39,000	39,000	39,000
Hand Fogging Fees	342950	400	950	-	-	-	-	-	-
Pool Interest Allocation	361111	17,058	11,115	15,500	14,725	14,725	14,725	14,725	14,725
Transfer From Fund 001	381001	799,573	772,467	782,709	782,709	808,453	831,762	856,007	881,297
Total Revenues		1,152,844	819,682	837,209	836,434	862,178	885,487	909,732	935,022

Appropriations by Department/Division	Acct #	Actual FY 2009	Adopted FY 2010	Requested FY 2011	Budget FY 2011	Planned FY 2012	Planned FY 2013	Planned FY 2014	Planned FY 2015
Mosquito Control Grant	214-562	51,824	35,000	39,000	39,000	39,000	39,000	39,000	39,000
Mosquito Control	216-562	461,058	528,177	542,719	541,656	557,902	571,333	585,305	599,911
MIS Automation - Mosquito Control	470-562	-	-	551	551	551	551	551	551
Mosquito Control - Risk	495-562	20,729	17,205	17,784	17,784	17,784	17,784	17,784	17,784
Indirect Costs - Mosquito Control	499-562	189,403	239,300	237,443	237,443	246,941	256,819	267,092	277,776
Total Appropriations		723,014	819,682	837,497	836,434	862,178	885,487	909,732	935,022
Revenues Less Appropriations		429,830	-	(288)	-	-	-	-	-

**Leon County Government
Fiscal Year 2011 Budget**

Stormwater Utility (123)

Fund Type: Special Revenue

The Stormwater Utility Fund is a special revenue fund established in support of the administration of the unincorporated areas Stormwater Maintenance, Engineering, Facility Improvements, and Water Quality Monitoring programs. Major revenue sources for the Stormwater Utility Fund include non-restricted revenues (i.e. local half-cent sales, State revenue sharing, etc.) and the non ad valorem assessment for stormwater utility.

Revenue Sources	Acct #	Actual FY 2009	Adopted FY 2010	Requested FY 2011	Budget FY 2011	Planned FY 2012	Planned FY 2013	Planned FY 2014	Planned FY 2015
Delinquent Taxes	311200	6	-	-	-	-	-	-	-
Non Ad-valorem Tax	319100	904,769	920,550	1,000,700	950,665	950,665	950,665	950,665	950,665
Delinquent Assessments 2001	319201	94	-	-	-	-	-	-	-
Delinquent Assessments 2002	319202	3,303	-	-	-	-	-	-	-
Delinquent Assessments 2003	319203	3	-	-	-	-	-	-	-
Delinquent Assessments 2004	319204	101	-	-	-	-	-	-	-
Delinquent Assessments 2005	319205	98	-	-	-	-	-	-	-
Delinquent Assessments 2006	319206	812	-	-	-	-	-	-	-
Delinquent Assessments 2007	319207	2,826	-	-	-	-	-	-	-
City Pmt Water Atlas	337287	23,018	29,970	29,970	29,970	29,970	29,970	29,970	29,970
Interest Income - Investment	361110	(2,268)	-	-	-	-	-	-	-
Pool Interest Allocation	361111	72,307	71,535	50,000	47,500	47,500	47,500	47,500	47,500
Net Incr(decr) In Fmv Of Investment	361300	14,234	-	-	-	-	-	-	-
Tax Collector F.S. 125.315	361320	44	-	-	-	-	-	-	-
Other Miscellaneous Revenue	369900	7,000	-	-	-	-	-	-	-
Transfer From Fund 106	381106	1,561,354	1,117,934	1,179,177	1,179,177	1,212,504	1,261,320	1,283,612	1,321,556
Transfer From Fund 126	381126	3,676,270	3,058,817	3,241,630	3,241,630	3,376,239	3,504,567	3,624,473	3,757,200
Total Revenues		6,263,971	5,198,806	5,501,477	5,448,942	5,616,878	5,794,022	5,936,220	6,106,891

Appropriations by Department/Division	Acct #	Actual FY 2009	Adopted FY 2010	Requested FY 2011	Budget FY 2011	Planned FY 2012	Planned FY 2013	Planned FY 2014	Planned FY 2015
Stormwater Maintenance	433-538	3,265,723	2,819,439	2,932,445	2,921,710	3,024,970	3,153,167	3,201,595	3,296,358
MIS Automation - Stormwater	470-538	-	-	626	626	626	626	626	626
Stormwater Utility - Risk	495-538	47,998	41,661	35,769	35,769	35,769	35,769	35,769	35,769
Indirect Costs - Stormwater Utility	499-538	495,125	498,300	549,016	549,016	570,977	593,816	617,569	642,272
Tax Collector	513-586	18,188	16,883	17,389	17,389	17,910	18,447	19,000	19,569
Water Quality & TMDL Monitoring	726-537	425,127	48,000	59,940	59,940	59,940	59,940	59,940	59,940
Transfers	950-581	2,406,953	1,724,523	1,829,492	1,829,492	1,871,686	1,897,257	1,966,721	2,017,356
Budgeted Reserves - Stormwater Utility	990-599	-	50,000	35,000	35,000	35,000	35,000	35,000	35,000
Total Appropriations		6,659,114	5,198,806	5,459,677	5,448,942	5,616,878	5,794,022	5,936,220	6,106,891
Revenues Less Appropriations		(395,143)	-	41,800	-	-	-	-	-

Notes:

This fund receives a general revenue subsidy in the amount of \$3.2 million, which is projected to increase to \$3.8 million in FY15. The \$20 non ad valorem assessment levied in the 1990's does not cover the cost of the program necessitating a general revenue subsidy. Due to the weak economy, for FY11, the Board did not consider increasing this assessment.

**Leon County Government
Fiscal Year 2011 Budget**

SHIP Trust (124)

Fund Type: Special Revenue

The State Housing Initiatives Partnership (SHIP) Trust Fund is a special revenue fund established in accordance with F.S. 420.9075(5) to account for the distribution of State funds to local housing programs. Expenditures are limited to the administration and implementation of local housing programs.

Revenue Sources	Acct #	Actual FY 2009	Adopted FY 2010	Requested FY 2011	Budget FY 2011	Planned FY 2012	Planned FY 2013	Planned FY 2014	Planned FY 2015
SHIP - Doc Stamp Revenue	345100	591,675	-	-	-	-	-	-	-
SHIP Recaptured Revenue	345150	72,207	-	-	-	-	-	-	-
Pool Interest Allocation	361111	13,180	-	-	-	-	-	-	-
Total Revenues		677,062	-	-	-	-	-	-	-

Appropriations by Department/Division	Acct #	Actual FY 2009	Adopted FY 2010	Requested FY 2011	Budget FY 2011	Planned FY 2012	Planned FY 2013	Planned FY 2014	Planned FY 2015
SHIP 2006-2009	932029-554	30,968	-	-	-	-	-	-	-
SHIP 2007-2010	932040-554	316,455	-	-	-	-	-	-	-
SHIP 2008-2011	932041-554	235,457	-	-	-	-	-	-	-
SHIP 2008-2011 Transfer	932041-581	94,182	-	-	-	-	-	-	-
Total Appropriations		677,062	-	-	-	-	-	-	-
Revenues Less Appropriations		-	-	-	-	-	-	-	-

Notes:

The State did not appropriate funding for SHIP during the FY 2010 legislative session. The legislature will consider resuming funding for this program during next years session.

**Leon County Government
Fiscal Year 2011 Budget**

Grants (125)

Fund Type: Special Revenue

The Grants Fund is a special revenue fund established to account for the County Emergency Management State Grants, the Department of Environmental Storage Tank Program, and the Slosberg Driver Education Fund. The fund also accounts for other restricted revenues such as Friends of the Library and payments to the Tree Bank. As grants are actually received during the fiscal year, appropriate action is taken by the Board of County Commissioners to realize these additional grant proceeds into the budget. This fund includes the corresponding County matching funds for the various grants.

Revenue Sources	Acct #	Actual FY 2009	Adopted FY 2010	Requested FY 2011	Budget FY 2011	Planned FY 2012	Planned FY 2013	Planned FY 2014	Planned FY 2015
USDOT/EMS MSTAR Grant	331206	13,702	-	-	-	-	-	-	-
Law Enforcement Block Grant	331280	59,911	124,000	124,000	124,000	124,000	124,000	124,000	124,000
EPA Grant	331346	1,250	-	-	-	-	-	-	-
Urban Forestry Grant	331390	149,708	-	-	-	-	-	-	-
Federal Stimulus Intersection Improvement	331492	215,685	-	-	-	-	-	-	-
Small Cities CDBG-ED	331511	661,284	-	-	-	-	-	-	-
Specialty Crop Block Grant	331568	4,754	-	-	-	-	-	-	-
Big Read Grant	331727	24,750	-	-	-	-	-	-	-
Federal Payments in Lieu of Taxes	333000	9,780	-	-	-	-	-	-	-
DOH-Emergency Medical Services	334201	107,142	80,000	80,000	80,000	80,000	80,000	80,000	80,000
DOH-State EMS Matching Grant	334202	69,560	-	-	-	-	-	-	-
DOH-EMS Public Education	334206	30,079	-	-	-	-	-	-	-
DCF Drug Court	334240	73,210	-	-	-	-	-	-	-
DOC Adult Drug Court	334250	4,772	-	-	-	-	-	-	-
Innovative Recycling Grant	334340	51,918	-	-	-	-	-	-	-
Lexington Pond Regional SWMF	334366	200,000	-	-	-	-	-	-	-
Highway Beautification Grant	334391	10,011	-	-	-	-	-	-	-
Dep Storage Tank Program	334392	126,705	138,292	138,292	138,292	138,292	138,292	138,292	138,292
Foreclosure Prevention State Grant	334510	137,290	-	-	-	-	-	-	-
DEP-Miccosukee Greenway Trailhead	334791	90,000	-	-	-	-	-	-	-
Boating Improvement	334792	66,977	-	-	-	-	-	-	-
DEP-Lake Henrietta Trail System	334793	20,000	-	-	-	-	-	-	-
FCT: Fred George Park	334799	374,250	-	-	-	-	-	-	-
DCF Mental Health Grant	334890	208,884	-	-	-	-	-	-	-
Tree Bank Donations	337410	20,027	-	-	-	-	-	-	-
Wildlife Preservation Donations	337420	19,050	-	-	-	-	-	-	-
BP 2000 Fred George Park	337701	898,999	-	-	-	-	-	-	-
Friends Of The Library	337714	5,669	-	-	-	-	-	-	-
Friends Endowment	337716	21,395	-	-	-	-	-	-	-
Friends/Tribute	337717	1,340	-	-	-	-	-	-	-
SHIP - Excess Fees	345151	1,810	-	-	-	-	-	-	-
Parks And Recreation	347200	16,242	-	-	-	-	-	-	-
Slosberg \$3 Driver Education	348531	73,237	125,875	115,500	109,725	109,725	109,725	109,725	109,725
Interest Income - Bank	361100	527	-	-	-	-	-	-	-
Interest Income - Investment	361110	(5,638)	-	-	-	-	-	-	-
Pool Interest Allocation	361111	131,840	-	-	-	-	-	-	-
Interest Income - Other	361120	(3,842)	-	-	-	-	-	-	-
Interest - Tax Collector	361140	1	-	-	-	-	-	-	-
Net Incr(decr) In Fmv Of Investment	361300	17,440	-	-	-	-	-	-	-
Capacity Fee	363244	75,877	-	-	-	-	-	-	-
Southwood Proportionate Share Payment	363250	24,000	-	-	-	-	-	-	-
Canopy Oaks Park Lake Jackson RC	366301	12,600	-	-	-	-	-	-	-
Volunteer Leon TS Faye	366506	2,298	-	-	-	-	-	-	-
Fireman's Fund Insurance Grant	366901	22,924	-	-	-	-	-	-	-
Other Miscellaneous Revenue	369900	24	-	-	-	-	-	-	-
Transfer From Fund 126	381126	121,155	224,998	250,694	250,694	264,225	275,464	287,169	299,409
Transfer From Fund 135	381135	93,687	-	-	-	-	-	-	-
Total Revenues		4,262,284	693,165	708,486	702,711	716,242	727,481	739,186	751,426

**Leon County Government
Fiscal Year 2011 Budget**

Grants (125)

Appropriations by Department/Division	Acct #	Actual FY 2009	Adopted FY 2010	Requested FY 2011	Budget FY 2011	Planned FY 2012	Planned FY 2013	Planned FY 2014	Planned FY 2015
Capital Cascades Greenway	042003-572	20,000	-	-	-	-	-	-	-
Canopy Oaks Parks	043006-572	12,600	-	-	-	-	-	-	-
Fred George Park	043007-572	1,273,249	-	-	-	-	-	-	-
Miccosukee Greenway Trailhead	044006-572	90,000	-	-	-	-	-	-	-
Greenways and Trails Management	046009-572	4,897	-	-	-	-	-	-	-
Pullen Road at Old Bainbridge Road	053002-541	75,877	-	-	-	-	-	-	-
Cloudland Drive	053004-541	149,708	-	-	-	-	-	-	-
Intersection and Safety Improvements	057001-541	215,685	-	-	-	-	-	-	-
Lexington Pond Retrofit	063005-538	200,000	-	-	-	-	-	-	-
Emergency Medical Services Equipment	096010-526	107,142	80,000	80,000	80,000	80,000	80,000	80,000	80,000
Grants - Risk	495-595	-	-	1,650	1,650	1,650	1,650	1,650	1,650
Emergency Management	864-525	121,155	121,155	121,155	121,155	121,155	121,155	121,155	121,155
DEP Storage Tank	866-524	135,485	146,373	153,599	153,180	159,593	164,842	170,299	176,004
Big Read Great	912025-571	24,750	-	-	-	-	-	-	-
Friends-main Library	913032-571	1,340	-	-	-	-	-	-	-
Friends Literacy Contract 2005	913045-571	5,669	-	-	-	-	-	-	-
Friends Endowment 2005	913115-571	21,394	-	-	-	-	-	-	-
Federal Forestry	914014-537	9,779	-	-	-	-	-	-	-
Specialty Crop Block Grant	914039-537	4,753	-	-	-	-	-	-	-
Slosberg Drivers Education Grant	915013-529	73,237	125,875	109,725	109,725	109,725	109,725	109,725	109,725
TS Fay Recovery Volunteer Leon	915059-513	2,298	-	-	-	-	-	-	-
Southwood PMT - Woodville Hwy	918001-541	24,000	-	-	-	-	-	-	-
Highway Beautification Grant	921027-572	20,022	-	-	-	-	-	-	-
Boating Improvement	921043-572	66,979	-	-	-	-	-	-	-
Tree Bank	921053-541	20,027	-	-	-	-	-	-	-
Miccosukee Community Center	921116-572	1,298	-	-	-	-	-	-	-
Chaires Community Center	921126-572	9,859	-	-	-	-	-	-	-
Ft. Braden Community Center	921146-572	3,085	-	-	-	-	-	-	-
Bradfordville Community Center	921156-572	2,000	-	-	-	-	-	-	-
DEP Recycling Grant Program	922027-534	6,293	-	-	-	-	-	-	-
DEP Innovative Recycling-CRT Glass	922028-534	45,625	-	-	-	-	-	-	-
EPA Grant	922056-534	1,250	-	-	-	-	-	-	-
Foreclosure Prevention Grant	932013-554	139,100	-	-	-	-	-	-	-
Small Cities CDBG-ED	932156-554	661,284	-	-	-	-	-	-	-
Wildlife Preservation	934013-537	19,050	-	-	-	-	-	-	-
DCF - Drug Court	943079-622	55,000	-	-	-	-	-	-	-
DCF - Drug Testing	943080-622	18,210	-	-	-	-	-	-	-
DCF Mental Health Grant	944108-586	243	-	-	-	-	-	-	-
DCF Mental Health Grant	944108-629	209,945	-	-	-	-	-	-	-
DCF - Drug Court	946039-622	4,772	-	-	-	-	-	-	-
DOH-EMS Matching Grant M8019	951038-526	66,099	-	-	-	-	-	-	-
DOH-EMS Matching Grant M8020	951039-526	46,410	-	-	-	-	-	-	-
DOH-EMS Matching Grant M8018	951040-526	735	-	-	-	-	-	-	-
DOH-EMS Match Grant Public Ed	951041-526	52,704	-	-	-	-	-	-	-
VFD Fireman's Fund Insurance Grant	951080-526	22,924	-	-	-	-	-	-	-
USDOT/EMS MSTAR Grant	961040-526	13,702	-	-	-	-	-	-	-
FDLE JAG Grant - Pretrial	982029-521	59,911	-	-	-	-	-	-	-
FDLE JAG Grant - Pretrial	982050-521	-	129,762	-	-	-	-	-	-
FDLE JAG Grant - Pretrial	982054-521	-	-	147,645	147,001	154,119	160,109	166,357	172,892
Grant Match Funds	991-595	-	90,000	90,000	90,000	90,000	90,000	90,000	90,000
Total Appropriations		4,119,545	693,165	703,774	702,711	716,242	727,481	739,186	751,426
Revenues Less Appropriations		142,739	-	4,712	-	-	-	-	-

**Leon County Government
Fiscal Year 2011 Budget**

Non-Countywide General Revenue (126)

Fund Type: Special Revenue

The Non-County-wide General Revenue Fund is a special revenue fund originally established as part of the FY2002 budget process and was originally the Unrestricted Revenue Fund 070. Prior to FY2002, the 1/2 Cent Sales Tax, State Revenue Sharing, and other unrestricted resources were directly budgeted into the specific funds they supported. Beginning in FY2002, the revenues were brought into this fund and budgetary transfers were established to the funds supported by these revenues. This approach allows for the entire revenue to be shown in one place and all funds being supported to be similarly reflected. These revenues are not deposited directly into the General Fund in order to discretely show support for activities not eligible for County-wide property tax revenue. This fund was renumbered to Fund 126 as part of the FY2004 budget process.

Revenue Sources	Acct #	Actual FY 2009	Adopted FY 2010	Requested FY 2011	Budget FY 2011	Planned FY 2012	Planned FY 2013	Planned FY 2014	Planned FY 2015
Solid Waste	313700	332,528	314,450	328,000	311,600	313,500	315,400	317,300	319,200
Local Communication Svcs Tax	315000	5,533,719	4,615,948	4,342,148	4,125,041	3,895,273	3,857,000	3,895,950	3,934,900
Business Licenses	321200	54,046	-	-	-	-	-	-	-
State Revenue Sharing	335120	4,086,755	3,876,950	3,999,000	3,799,050	3,856,050	3,914,000	3,992,850	4,072,650
Insurance Agents County	335130	71,277	69,350	72,000	68,400	69,350	69,350	69,350	70,300
Mobile Home Licenses	335140	44,796	57,950	55,000	52,250	53,200	55,100	56,050	57,950
Alcoholic Beverage Licenses	335150	96,026	86,450	87,000	82,650	84,550	87,400	89,300	91,200
Racing Tax F.S. 212.20(6)	335160	223,250	212,183	223,251	212,088	212,088	212,088	212,088	212,088
Local 1/2 Cent Sales Tax	335180	10,466,447	9,713,750	10,308,000	9,792,600	9,949,350	10,148,850	10,351,200	10,610,550
Total Revenues		20,908,844	18,947,031	19,414,399	18,443,679	18,433,361	18,659,188	18,984,088	19,368,838

Appropriations by Department/Division	Acct #	Actual FY 2009	Adopted FY 2010	Requested FY 2011	Budget FY 2011	Planned FY 2012	Planned FY 2013	Planned FY 2014	Planned FY 2015
Transfers	950-581	21,065,572	18,947,031	18,443,679	18,443,679	18,433,361	18,659,188	18,984,088	19,368,838
Total Appropriations		21,065,572	18,947,031	18,443,679	18,443,679	18,433,361	18,659,188	18,984,088	19,368,838
Revenues Less Appropriations		(156,728)	-	970,720	-	-	-	-	-

**Leon County Government
Fiscal Year 2011 Budget**

9-1-1 Emergency Communications (130)

Fund Type: Special Revenue

The 9-1-1 Emergency Communications Fund is a special revenue fund established in accordance with the Florida Emergency Telephone Act F.S. 365.171. Major revenue sources of the 9-1-1 Emergency Communications Fund include proceeds from the wireless Enhanced 9-1-1 fee (50 cents/month per service subscriber) pursuant to F.S. 365.172 - 365.173 and the 9-1-1 fee (50 cents/month per service line) pursuant to F.S. 365.171(13). The fund is used to account for resources and expenditures associated with 9-1-1 emergency services within Leon County.

Revenue Sources	Acct #	Actual FY 2009	Adopted FY 2010	Requested FY 2011	Budget FY 2011	Planned FY 2012	Planned FY 2013	Planned FY 2014	Planned FY 2015
State Revenue Sharing Enhanced 911 Fee	335220	-	-	575,000	546,250	541,500	535,800	530,100	525,350
State Revenue Sharing Enhanced 911 DMS	335221	-	-	707,000	671,650	684,950	698,250	712,500	726,750
Emergency Service Fees	342400	694,559	550,050	-	-	-	-	-	-
911 Fees - DMS	342401	642,347	670,700	-	-	-	-	-	-
Pool Interest Allocation	361111	30,675	19,095	-	-	-	-	-	-
Transfer From Fund 330	381330	16,247	79,055	-	-	-	-	-	-
Sheriff Excess Fees	386400	388,360	-	-	-	-	-	-	-
Total Revenues		1,772,188	1,318,900	1,282,000	1,217,900	1,226,450	1,234,050	1,242,600	1,252,100

Appropriations by Department/Division	Acct #	Actual FY 2009	Adopted FY 2010	Requested FY 2011	Budget FY 2011	Planned FY 2012	Planned FY 2013	Planned FY 2014	Planned FY 2015
Enhanced 9-1-1	180-586	878,644	1,284,000	1,208,023	1,208,023	1,216,178	1,223,367	1,231,490	1,240,546
Indirect Costs - Emergency 911	499-525	31,173	34,900	9,877	9,877	10,272	10,683	11,110	11,554
Total Appropriations		909,817	1,318,900	1,217,900	1,217,900	1,226,450	1,234,050	1,242,600	1,252,100
Revenues Less Appropriations		862,371	-	64,100	-	-	-	-	-

**Leon County Government
Fiscal Year 2011 Budget**

Radio Communication Systems (131)

In accordance with F.S. 318.21(10) \$12.50 from each moving traffic violation shall be distributed and paid monthly via the Clerk of Court's fine distribution system. The fund is used to account for resources and expenditures associated with Leon County's participation in an intergovernmental radio communications programs that have been previously approved by the State of Florida, Department of Management Services. This program for Leon County is the 800 MHZ radio system.

Revenue Sources	Acct #	Actual FY 2009	Adopted FY 2010	Requested FY 2011	Budget FY 2011	Planned FY 2012	Planned FY 2013	Planned FY 2014	Planned FY 2015
Radio Communications Program	351600	-	383,515	327,900	311,505	313,120	316,255	319,390	322,620
Pool Interest Allocation	361111	-	-	2,200	2,090	2,090	2,090	2,090	2,090
Transfer from Fund 331	381331	-	-	229,552	229,552	232,535	234,102	235,530	237,324
Total Revenues		-	383,515	559,652	543,147	547,745	552,447	557,010	562,034

Appropriations by Department/Division	Acct #	Actual FY 2009	Adopted FY 2010	Requested FY 2011	Budget FY 2011	Planned FY 2012	Planned FY 2013	Planned FY 2014	Planned FY 2015
800 Mhz System Maintenance	529-519	-	383,515	543,147	543,147	547,745	552,447	557,010	562,034
Total Appropriations		-	383,515	543,147	543,147	547,745	552,447	557,010	562,034
Revenues Less Appropriations		-	-	16,505	-	-	-	-	-

**Leon County Government
Fiscal Year 2011 Budget**

Emergency Medical Services MSTU (135)

Fund Type: Special Revenue

The Emergency Medical Services MSTU Fund is a special revenue fund established in FY2004 for emergency medical and transport services. The primary revenue source is transport fees paid primarily by medical insurance, Medicare and the Emergency Medical Services Municipal Services Taxing Unit.

Revenue Sources	Acct #	Actual FY 2009	Adopted FY 2010	Requested FY 2011	Budget FY 2011	Planned FY 2012	Planned FY 2013	Planned FY 2014	Planned FY 2015
MSTU Ad Valorem	311130	7,519,435	6,974,116	7,227,636	6,866,254	6,934,916	7,073,615	7,285,823	7,504,398
Delinquent Taxes 2003	311203	(1)	-	-	-	-	-	-	-
Delinquent Taxes 2004	311204	134	-	-	-	-	-	-	-
Delinquent Taxes 2005	311205	(64)	-	-	-	-	-	-	-
Delinquent Taxes 2006	311206	427	-	-	-	-	-	-	-
Delinquent Taxes 2007	311207	9,837	-	-	-	-	-	-	-
Ambulance Fees	342600	8,199,218	7,676,000	9,160,000	8,702,000	9,129,500	9,585,500	10,070,000	10,573,500
Special Events	342604	96,630	74,860	98,400	93,480	95,950	98,420	100,985	103,550
Patient Transports	342605	25,146	14,440	13,000	12,350	12,730	13,110	13,490	13,870
Interest Income - Investment	361110	(17,375)	-	-	-	-	-	-	-
Pool Interest Allocation	361111	214,656	129,212	117,600	111,720	111,720	111,720	111,720	111,720
Net Incr(decr) In Fmv Of Investment	361300	48,631	-	-	-	-	-	-	-
Tax Collector F.S. 125.315	361320	396	-	-	-	-	-	-	-
Other Scrap Or Surplus	365900	2,319	-	-	-	-	-	-	-
Other Miscellaneous Revenue	369900	5,850	-	-	-	-	-	-	-
Appropriated Fund Balance	399900	-	-	44,823	44,823	203,746	-	-	-
Total Revenues		16,105,239	14,868,628	16,661,459	15,830,627	16,488,562	16,882,365	17,582,018	18,307,038

Appropriations by Department/Division	Acct #	Actual FY 2009	Adopted FY 2010	Requested FY 2011	Budget FY 2011	Planned FY 2012	Planned FY 2013	Planned FY 2014	Planned FY 2015
Emergency Medical Services Vehicle & Equipment Replacement	026014-526	473,160	507,039	756,000	756,000	612,250	514,292	633,798	869,400
Emergency Medical Services Technology	076058-526	5,013	12,500	12,500	12,500	12,500	12,500	12,500	12,500
Additional Ambulance & Equipment	096013-526	151,056	-	-	-	194,250	-	206,050	-
Emergency Medical Services Truck	096017-526	-	-	33,500	33,500	-	-	-	-
Digital Radio Communications System	096018-525	92,561	-	-	-	-	-	-	-
Emergency Medical Services	185-526	11,746,055	12,880,105	13,649,333	13,623,285	14,221,083	14,626,593	15,049,704	15,491,209
MIS Automation - EMS Fund	470-526	9,812	9,500	11,512	11,512	11,512	11,512	11,512	11,512
EMS - Risk	495-526	68,518	58,743	57,831	57,831	57,831	57,831	57,831	57,831
Indirect Costs - EMS	499-526	1,044,011	876,700	1,042,575	1,042,575	1,084,278	1,127,649	1,172,755	1,219,665
Tax Collector	513-586	164,900	173,150	143,424	143,424	144,858	146,307	147,770	149,248
Transfers	950-581	8,873,071	-	-	-	-	-	-	-
Budgeted Reserves - EMS Fund	990-599	-	350,891	150,000	150,000	150,000	385,681	290,098	495,673
Total Appropriations		22,628,157	14,868,628	15,856,675	15,830,627	16,488,562	16,882,365	17,582,018	18,307,038
Revenues Less Appropriations		(6,522,918)	-	804,784	-	-	-	-	-

Notes:

Due to a decline in property valuation by \$227 million, the .5 mill levy for this fund provides \$107,863 in ad valorem savings to the community. Projected increase in ambulance fee revenue partially off set this decline; however \$44,823 in fund reserves had to be utilized this year to fund these services.

**Leon County Government
Fiscal Year 2011 Budget**

Municipal Services (140)

Fund Type: Special Revenue

The Municipal Services Fund is a special revenue fund established in support of various municipal services provided in the unincorporated area of Leon County. These services include: parks and recreation, animal control, and fire protection. The major revenue sources for the Municipal Services Fund are transfers from the Non-Restricted Revenue Fund (i.e. State revenue sharing, the local cent sales tax, etc.) and the Public Services Tax.

Revenue Sources	Acct #	Actual FY 2009	Adopted FY 2010	Requested FY 2011	Budget FY 2011	Planned FY 2012	Planned FY 2013	Planned FY 2014	Planned FY 2015
Delinquent Taxes	311200	1,588	-	-	-	-	-	-	-
Delinquent Taxes 2001	311201	(4)	-	-	-	-	-	-	-
Delinquent Taxes 2002	311202	(3)	-	-	-	-	-	-	-
Public Service Tax - Electric	314100	4,670,579	4,242,700	5,151,000	4,893,450	4,966,600	5,041,650	5,116,700	5,193,650
Public Service Tax - Water	314300	737,853	671,650	788,000	748,600	759,050	770,450	782,800	794,200
Public Service Tax - Gas	314400	500,240	506,350	597,000	567,150	575,700	584,250	592,800	601,350
Public Service Tax - Fuel Oil	314700	890	1,425	2,500	2,375	2,375	2,375	2,375	2,375
Public Service Tax - 2% Discount	314999	(29,993)	(30,400)	(30,000)	(28,500)	(28,500)	(28,500)	(28,500)	(28,500)
TS Fay FEMA Reimbursement	331317	136,508	-	-	-	-	-	-	-
FEMA Reimbursement Storm 1831 Mar/Apr 2009	331318	28,040	-	-	-	-	-	-	-
City EMS Reimbursement	337286	209,328	-	-	-	-	-	-	-
DOT-Reimbursement Route 27	343913	5,352	5,352	5,352	5,352	5,352	5,352	5,352	5,352
Parks And Recreation	347200	6,182	5,985	6,000	5,700	5,700	5,700	5,700	5,700
Coe's Landing Park	347201	17,625	22,230	16,000	15,200	15,200	15,200	16,150	16,150
Animal Control Education	351310	636	670	700	665	665	665	665	665
Interest Income - Investment	361110	552	-	-	-	-	-	-	-
Pool Interest Allocation	361111	87,863	68,495	46,400	44,080	44,080	44,080	44,080	44,080
Net Incr(decr) In Fmv Of Investment	361300	24,609	-	-	-	-	-	-	-
Other Miscellaneous Revenue	369900	2,522	-	-	-	-	-	-	-
Transfer From Fund 126	381126	4,033,008	-	-	-	-	-	-	-
Total Revenues		10,433,375	5,494,457	6,582,952	6,254,072	6,346,222	6,441,222	6,538,122	6,635,022

Appropriations by Department/Division	Acct #	Actual FY 2009	Adopted FY 2010	Requested FY 2011	Budget FY 2011	Planned FY 2012	Planned FY 2013	Planned FY 2014	Planned FY 2015
Animal Services	201-562	1,042,604	1,086,220	1,114,275	1,112,362	1,144,847	1,174,882	1,205,994	1,238,294
Parks and Recreation Services	436-572	2,193,265	2,241,405	2,266,660	2,264,194	2,422,349	2,590,418	2,670,916	2,806,814
MIS Automation - Animal Control	470-520	-	-	1,541	1,541	1,541	1,541	1,541	1,541
MIS Automation - General Fund	470-562	1,944	1,510	-	-	-	-	-	-
MIS Automation - Parks and Recreation	470-572	1,972	1,530	1,565	1,565	1,565	1,565	1,565	1,565
Municipal Services - Risk	495-572	87,016	70,012	70,330	70,330	70,330	70,330	70,330	70,330
Indirect Costs - Municipal Services (Animal Control)	499-562	188,921	141,800	130,247	130,247	135,457	140,875	146,510	152,370
Indirect Costs - Municipal Services (Parks & Recreation)	499-572	324,822	410,400	534,860	534,860	556,254	578,504	601,644	625,710
Fire Services Payment	838-522	3,955,658	-	-	-	-	-	-	-
Payment to City- Parks & Recreation	838-572	912,917	990,515	1,032,612	1,032,612	1,076,498	1,122,249	1,169,944	1,219,666
Volunteer Fire Department	843-522	96,263	-	-	-	-	-	-	-
Transfers	950-581	1,953,640	481,065	1,066,361	1,066,361	897,381	720,858	629,678	478,732
Budgeted Reserves - Municipal Service	990-599	-	70,000	40,000	40,000	40,000	40,000	40,000	40,000
Total Appropriations		10,759,022	5,494,457	6,258,451	6,254,072	6,346,222	6,441,222	6,538,122	6,635,022
Revenues Less Appropriations		(325,647)	-	324,501	-	-	-	-	-

**Leon County Government
Fiscal Year 2011 Budget**

Fire Rescue Services (145)

Fund Type: Special Revenue

The Fire Services Fund is a special revenue fund established in FY2010 as a method to fund enhanced fire protection services in the unincorporated area of Leon County. This includes adding another fire fighter at unincorporated area fire stations. The funding is derived from a fire service fee levied on single-family, commercial and governmental properties in the unincorporated area of the County. Homes are charged a flat rate, and commercial and governmental properties pay per square foot. Square footage associated with the worship area of a church is excluded from the fee. By interlocal agreement with the City of Tallahassee, emergency medical and fire rescue services have been functionally consolidated with both Department Chiefs reporting to the County Administrator and City Manager. In addition, the County provides support to the Volunteer Fire Departments.

Revenue Sources	Acct #	Actual FY 2009	Adopted FY 2010	Requested FY 2011	Budget FY 2011	Planned FY 2012	Planned FY 2013	Planned FY 2014	Planned FY 2015
Fire Service Fee	325201	-	-	5,946,962	5,649,614	5,649,614	5,649,614	5,649,614	5,649,614
Fire Service Fee	325202	-	-	961,261	913,198	913,198	913,198	913,198	913,198
Delinquent FY10 Fees	325203	-	-	998,942	948,995	-	-	-	-
Fire Services Fee	363120	-	6,853,747	-	-	-	-	-	-
Total Revenues		-	6,853,747	7,907,165	7,511,807	6,562,812	6,562,812	6,562,812	6,562,812

Appropriations by Department/Division	Acct #	Actual FY 2009	Adopted FY 2010	Requested FY 2011	Budget FY 2011	Planned FY 2012	Planned FY 2013	Planned FY 2014	Planned FY 2015
Tax Collector	513-586	-	-	37,244	37,244	18,264	18,264	18,264	18,264
Fire Services Payment	838-522	-	6,311,232	6,992,084	6,992,084	6,062,069	6,062,069	6,062,069	6,062,069
Volunteer Fire Department	843-522	-	542,515	482,479	482,479	482,479	482,479	482,479	482,479
Transfers	950-581	-	-	75,000	-	-	-	-	-
Total Appropriations		-	6,853,747	7,586,807	7,511,807	6,562,812	6,562,812	6,562,812	6,562,812
Revenues Less Appropriations		-	-	320,358	-	-	-	-	-

Notes:

For FY11, the Board approved placing this assessment on the tax bill for property owners who did not pay the fee via the established billing system in FY10. This will provide \$1.9 million in revenue for the fund, \$949,995 in delinquent payments and \$913,198 in FY11 payments. Direct billing is still the primary source for the collection of this fee.

**Leon County Government
Fiscal Year 2011 Budget**

Tourist Development (160)

Fund Type: Special Revenue

The Tourist Development Fund is a special revenue fund established as the repository for the collection of the 5% Local Option Tourist Development Tax on transient lodging sales in Leon County (bed tax). The Tourist Development Council administers the expenditure of these revenues, as limited by law, to tourist development initiatives. Annual reserves for contingencies are supported by available fund balance. This amount will be determined on an annual basis as part of the budget process.

Revenue Sources	Acct #	Actual FY 2009	Adopted FY 2010	Requested FY 2011	Budget FY 2011	Planned FY 2012	Planned FY 2013	Planned FY 2014	Planned FY 2015
Tourist Development (3 Cents & 5th Cent)	312100	2,429,680	3,001,050	3,136,000	2,979,200	3,008,650	3,039,050	3,069,450	3,099,850
Tourist Development (1 Cent)	312110	716,925	767,600	784,000	744,800	752,400	760,000	767,600	775,200
Interest Income - Investment	361110	(4,327)	-	-	-	-	-	-	-
Pool Interest Allocation	361111	86,689	85,690	76,500	72,675	72,675	72,675	72,675	72,675
Net Incr(decr) In Fmv Of Investment	361300	12,867	-	-	-	-	-	-	-
Tax Collector F.S. 125.315	361320	69	-	-	-	-	-	-	-
Rents And Royalties	362000	40,186	-	13,400	13,400	13,400	13,400	13,400	13,400
Refund Of Prior Year Expenses	369300	23,515	-	-	-	-	-	-	-
Appropriated Fund Balance	399900	-	69,056	-	-	-	-	-	-
Total Revenues		3,305,604	3,923,396	4,009,900	3,810,075	3,847,125	3,885,125	3,923,125	3,961,125
Appropriations by Department/Division	Acct #	Actual FY 2009	Adopted FY 2010	Requested FY 2011	Budget FY 2011	Planned FY 2012	Planned FY 2013	Planned FY 2014	Planned FY 2015
Administration	301-552	463,632	477,735	498,337	498,337	524,060	537,512	551,565	566,275
Advertising	302-552	2,993	725,000	725,000	725,000	725,000	725,000	725,000	725,000
Marketing	303-552	1,241,568	1,026,611	890,390	890,390	889,981	902,627	914,500	925,537
Special Projects	304-552	107,367	100,000	150,000	150,000	150,000	150,000	150,000	150,000
1 Cent Expenses	305-552	562,496	767,600	744,800	744,800	752,400	760,000	767,600	775,200
MIS Automation - Tourist Development	470-552	10,638	10,200	10,255	10,255	10,255	10,255	10,255	10,255
Tourist Development - Risk	495-552	7,469	4,999	4,935	4,935	4,935	4,935	4,935	4,935
Indirect Costs - Tourist Development	499-552	93,324	118,300	103,407	103,407	107,543	111,845	116,319	120,972
Goodwood Conference Center	888-552	300,000	-	-	-	-	-	-	-
Council on Culture & Arts (COCA)	888-573	654,500	504,500	504,500	504,500	504,500	504,500	504,500	504,500
Transfers	950-581	163,451	163,451	163,451	163,451	163,451	163,451	163,451	163,451
Budgeted Reserves - Tourist Development	990-599	-	25,000	15,000	15,000	15,000	15,000	15,000	15,000
Total Appropriations		3,607,438	3,923,396	3,810,075	3,810,075	3,847,125	3,885,125	3,923,125	3,961,125
Revenues Less Appropriations		(301,834)	-	199,825	-	-	-	-	-

**Leon County Government
Fiscal Year 2011 Budget**

Housing Finance Authority (161)

Fund Type: Special Revenue

The Housing Finance Authority Fund is a special revenue fund established as the repository for the collection of issuer fees that are deposited when single family revenue bonds are placed on the open market for purchase by banks pursuant to Florida Statute Chapter 159 and Leon County Ordinance. Expenditures are limited to single family mortgage loans.

Revenue Sources	Acct #	Actual FY 2009	Adopted FY 2010	Requested FY 2011	Budget FY 2011	Planned FY 2012	Planned FY 2013	Planned FY 2014	Planned FY 2015
Origination/builder Fees	345120	732	-	-	-	-	-	-	-
Project Fees	345125	-	31,350	32,700	31,065	30,780	30,495	30,210	29,925
SHIP Recaptured Revenue	345150	39,655	-	-	-	-	-	-	-
Pool Interest Allocation	361111	5,960	-	-	-	-	-	-	-
Total Revenues		46,347	31,350	32,700	31,065	30,780	30,495	30,210	29,925

Appropriations by Department/Division	Acct #	Actual FY 2009	Adopted FY 2010	Requested FY 2011	Budget FY 2011	Planned FY 2012	Planned FY 2013	Planned FY 2014	Planned FY 2015
Housing Finance Authority	808-554	60,255	31,350	31,065	31,065	30,780	30,495	30,210	29,925
Total Appropriations		60,255	31,350	31,065	31,065	30,780	30,495	30,210	29,925
Revenues Less Appropriations		(13,908)	-	1,635	-	-	-	-	-

**Leon County Government
Fiscal Year 2011 Budget**

County Accepted Roadways and Drainage Systems Program (162)

Fund Type: Special Revenue

The County Accepted Roadways and Drainage Systems Program (CARDS) Fund is a special revenue fund established to account for the repayment of special assessments associated with the County's CARDS program (formerly the 2/3 2/3's paving program). The revenue received into this fund is collected as a non ad valorem special assessment on the annual tax bill. These revenues are repaying the County for loans utilized to construct special assessment paving projects. The revenues are annually transferred to the Capital Projects Fund (305). Prior to FY2002, each road project had a discrete fund for the repayments to be accounted. The County's finance system (Banner) is currently tracking each individual parcel's obligation as a discrete account negating the need for individual funds.

Revenue Sources	Acct #	Actual FY 2009	Adopted FY 2010	Requested FY 2011	Budget FY 2011	Planned FY 2012	Planned FY 2013	Planned FY 2014	Planned FY 2015
Pool Interest Allocation	361111	17,881	18,335	16,800	15,960	15,960	15,960	15,960	15,960
Tax Collector F.S. 125.315	361320	21	-	-	-	-	-	-	-
Other Interest Earnings	361390	110,461	88,581	87,283	82,919	72,228	61,059	49,658	37,900
Special Assessments	363000	294,783	157,197	156,157	148,349	155,044	158,916	163,027	137,275
Total Revenues		423,146	264,113	260,240	247,228	243,232	235,935	228,645	191,135

Appropriations by Department/Division	Acct #	Actual FY 2009	Adopted FY 2010	Requested FY 2011	Budget FY 2011	Planned FY 2012	Planned FY 2013	Planned FY 2014	Planned FY 2015
Tax Collector	513-586	4,898	6,700	5,700	5,700	6,300	6,400	6,600	5,500
Transfers	950-581	255,218	257,413	241,528	241,528	236,932	229,535	222,045	185,635
Total Appropriations		260,116	264,113	247,228	247,228	243,232	235,935	228,645	191,135
Revenues Less Appropriations		163,030	-	13,012	-	-	-	-	-

**Leon County Government
Fiscal Year 2011 Budget**

Primary Health Care MSTU (163)

Fund Type: Special Revenue

The Primary Care MSTU Fund is a special revenue fund established to encompass all of Leon County and provides funding for the delivery of primary health care programs, services, and facilities to uninsured, low income persons under the age of 65 living within Leon County. The enabling ordinance allows for up to 1/2 mil annually to be levied.

Revenue Sources	Acct #	Actual FY 2009	Adopted FY 2010	Requested FY 2011	Budget FY 2011	Planned FY 2012	Planned FY 2013	Planned FY 2014	Planned FY 2015
Delinquent Taxes 2001	311201	105	-	-	-	-	-	-	-
Delinquent Taxes 2004	311204	59	-	-	-	-	-	-	-
Delinquent Taxes 2005	311205	(15)	-	-	-	-	-	-	-
Pool Interest Allocation	361111	1,450	-	-	-	-	-	-	-
Total Revenues		1,599	-	-	-	-	-	-	-

Appropriations by Department/Division	Acct #	Actual FY 2009	Adopted FY 2010	Requested FY 2011	Budget FY 2011	Planned FY 2012	Planned FY 2013	Planned FY 2014	Planned FY 2015
Primary Health Care	971-562	60,000	-	-	-	-	-	-	-
Total Appropriations		60,000	-	-	-	-	-	-	-
Revenues Less Appropriations		(58,401)	-	-	-	-	-	-	-

**Leon County Government
Fiscal Year 2011 Budget**

Special Assessment - Killearn Lakes Units I and II Sewer (164)

Fund Type: Special Revenue

This Special Assessment Fund was established to account for revenues and expenditures associated with of the special assessment levied on property owners in Killearn Lakes Units I and II to pay for the costs associated with maintaining the new City of Tallahassee sewer service distribution system completed in October 2006. The assessment is collected and remitted to the City of Tallahassee in accordance with an interlocal agreement with the City of Tallahassee. The charge levied to each parcel within Units I and II is \$179.43.

Revenue Sources	Acct #	Actual FY 2009	Adopted FY 2010	Requested FY 2011	Budget FY 2011	Planned FY 2012	Planned FY 2013	Planned FY 2014	Planned FY 2015
Pool Interest Allocation	361111	5,420	-	-	-	-	-	-	-
Special Assessment - Killearn Lakes Sewer	363230	231,824	242,280	250,000	237,500	237,500	237,500	237,500	237,500
Total Revenues		237,244	242,280	250,000	237,500	237,500	237,500	237,500	237,500

Appropriations by Department/Division	Acct #	Actual FY 2009	Adopted FY 2010	Requested FY 2011	Budget FY 2011	Planned FY 2012	Planned FY 2013	Planned FY 2014	Planned FY 2015
Tax Collector	513-586	4,575	5,000	5,000	5,000	5,000	5,000	5,000	5,000
Sewer Services Killearn Lakes Units I and II	838-535	211,215	237,280	232,500	232,500	232,500	232,500	232,500	232,500
Total Appropriations		215,790	242,280	237,500	237,500	237,500	237,500	237,500	237,500
Revenues Less Appropriations		21,454	-	12,500	-	-	-	-	-

**Leon County Government
Fiscal Year 2011 Budget**

Bank of America Building Operations (165)

Fund Type: Special Revenue

On June 26, 2003, the Board of County Commissioners purchased the Bank of America Building on Calhoun Street. The operating fund will be used to facilitate and account for the ongoing operations of this building. In FY2004 and for a predetermined future period, revenues associated with this fund will primarily be generated by the remaining leases associated with the current tenants of the building. Expenses associated with this fund are comprised of necessities required in the upkeep, maintenance, and management of the facility. Revenue from this fund is transferred to the associated debt service fund to pay the existing debt service for the bonds issued to purchase the building.

Revenue Sources	Acct #	Actual FY 2009	Adopted FY 2010	Requested FY 2011	Budget FY 2011	Planned FY 2012	Planned FY 2013	Planned FY 2014	Planned FY 2015
Parking Facilities	344500	128,989	96,000	90,000	90,000	91,350	92,720	94,110	95,520
Interest Income - Bank	361100	7	-	-	-	-	-	-	-
Interest Income - Investment	361110	82	-	-	-	-	-	-	-
Pool Interest Allocation	361111	80,904	57,760	60,800	57,760	57,760	57,760	57,760	57,760
Net Incr(decr) In Fmv Of Investment	361300	20,990	-	-	-	-	-	-	-
Rents And Royalties	362000	1,460,493	1,571,063	1,215,000	1,215,000	1,248,780	1,283,573	1,319,410	1,356,322
Transfer From Fund 001	381001	203,622	-	-	-	-	-	-	-
Appropriated Fund Balance	399900	-	-	261,972	261,972	210,964	199,153	187,141	174,833
Total Revenues		1,895,087	1,724,823	1,627,772	1,624,732	1,608,854	1,633,206	1,658,421	1,684,435

Appropriations by Department/Division	Acct #	Actual FY 2009	Adopted FY 2010	Requested FY 2011	Budget FY 2011	Planned FY 2012	Planned FY 2013	Planned FY 2014	Planned FY 2015
Bank of America	154-519	553,632	944,435	844,465	844,137	827,610	851,287	875,800	901,084
Bank of America - Risk	495-519	43,688	-	49,119	49,119	49,119	49,119	49,119	49,119
Indirect Costs - Bank of America	499-519	3,649	4,500	16,216	16,216	16,865	17,540	18,242	18,972
Transfers	950-581	715,260	715,260	715,260	715,260	715,260	715,260	715,260	715,260
Budgeted Reserves - BOA Building (Operating)	990-599	-	60,628	-	-	-	-	-	-
Total Appropriations		1,316,229	1,724,823	1,625,060	1,624,732	1,608,854	1,633,206	1,658,421	1,684,435
Revenues Less Appropriations		578,858	-	2,712	-	-	-	-	-

**Leon County Government
Fiscal Year 2011 Budget**

Huntington Oaks Plaza (166)

Fund Type: Special Revenue

This fund was established to maintain accounting for the maintenance of the Huntington Oaks Plaza purchased by the County in FY10 for the expansion of the Lake Jackson store front library and the construction of community room. Revenue from this fund is derived from lease payments from space rentals for use in maintaining the property.

Revenue Sources	Acct #	Actual FY 2009	Adopted FY 2010	Requested FY 2011	Budget FY 2011	Planned FY 2012	Planned FY 2013	Planned FY 2014	Planned FY 2015
Rents And Royalties	362000	-	-	245,000	245,000	245,000	245,000	245,000	245,000
Total Revenues		-	-	245,000	245,000	245,000	245,000	245,000	245,000
Appropriations by Department/Division	Acct #	Actual FY 2009	Adopted FY 2010	Requested FY 2011	Budget FY 2011	Planned FY 2012	Planned FY 2013	Planned FY 2014	Planned FY 2015
Huntington Oaks Plaza Operating	155-519	-	-	96,660	96,660	96,660	96,660	96,660	96,660
Huntington Oaks - Risk	495-519	-	-	6,107	6,107	6,107	6,107	6,107	6,107
Budgeted Reserves	990-519	-	-	142,233	142,233	142,233	142,233	142,233	142,233
Total Appropriations		-	-	245,000	245,000	245,000	245,000	245,000	245,000
Revenues Less Appropriations		-	-	-	-	-	-	-	-

**Leon County Government
Fiscal Year 2011 Budget**

Bond Series 1999 (206)

Fund Type: Debt Service

The Bond Series 1999 Fund is a debt service fund established to account for the debt service associated with the Capital Improvement Revenue Bond Series 1999. This bond was issued to fund the Northeast Fire Station, the acquisition of the Tourist Development Council building, numerous stormwater projects and the initial funding for a County Courthouse annex. In 2005, a portion of this debt was refunded with the Capital Improvement Revenue Refunding Bond Series 2005. The outstanding balance reflects the unrefunded portion.

Revenue Sources	Acct #	Actual FY 2009	Adopted FY 2010	Requested FY 2011	Budget FY 2011	Planned FY 2012	Planned FY 2013	Planned FY 2014	Planned FY 2015
Transfer From Fund 126	381126	1,806,790	-	-	-	-	-	-	-
Transfer From Fund 140	381140	117,141	-	-	-	-	-	-	-
Transfer From Fund 160	381160	116,258	-	-	-	-	-	-	-
Total Revenues		2,040,189	-	-	-	-	-	-	-

Appropriations by Department/Division	Acct #	Actual FY 2009	Adopted FY 2010	Requested FY 2011	Budget FY 2011	Planned FY 2012	Planned FY 2013	Planned FY 2014	Planned FY 2015
Bond Series 1999	966-582	2,206,839	-	-	-	-	-	-	-
Total Appropriations		2,206,839	-	-	-	-	-	-	-
Revenues Less Appropriations		(166,650)	-	-	-	-	-	-	-

**Leon County Government
Fiscal Year 2011 Budget**

Bond Series 2003A & 2003B (211)

Fund Type: Debt Service

The Bond Series 2003A & 2003B Fund is a debt service fund established to account for the debt service associated with the Capital Improvement Revenue Bonds Series 2003A (Tax Exempt) and 2003B (Taxable). These bonds were issued to fund the acquisition of the Bank of America building and for major repairs and renovations to the existing County Courthouse facility.

Revenue Sources	Acct #	Actual FY 2009	Adopted FY 2010	Requested FY 2011	Budget FY 2011	Planned FY 2012	Planned FY 2013	Planned FY 2014	Planned FY 2015
Transfer From Fund 001	381001	240,020	240,020	240,020	240,020	240,020	240,020	240,020	240,020
Transfer From Fund 165	381165	715,260	715,260	715,260	715,260	715,260	715,260	715,260	715,260
Total Revenues		955,280	955,280	955,280	955,280	955,280	955,280	955,280	955,280

Appropriations by Department/Division	Acct #	Actual FY 2009	Adopted FY 2010	Requested FY 2011	Budget FY 2011	Planned FY 2012	Planned FY 2013	Planned FY 2014	Planned FY 2015
Bond Series 2003A (Tax Exempt)	975-582	352,709	352,970	352,970	352,970	352,970	352,970	352,970	352,970
Bond Series 2003B (Taxable)	976-582	602,049	602,310	602,310	602,310	602,310	602,310	602,310	602,310
Total Appropriations		954,758	955,280	955,280	955,280	955,280	955,280	955,280	955,280
Revenues Less Appropriations		522	-	-	-	-	-	-	-

**Leon County Government
Fiscal Year 2011 Budget**

Bond Series 1998B (216)

Fund Type: Debt Service

The Bond Series 1998B Fund is a debt service fund established to account for the debt service associated with the Capital Improvement Revenue Refunding Bond Series 1998B. This bond was issued to refund the Library Bond Series 1991, which was originally issued to finance various capital projects including the construction of a public library and improvements to the County owned solid waste management facility.

Revenue Sources	Acct #	Actual FY 2009	Adopted FY 2010	Requested FY 2011	Budget FY 2011	Planned FY 2012	Planned FY 2013	Planned FY 2014	Planned FY 2015
Transfer From Fund 126	381126	2,874,700	2,877,888	2,874,775	2,874,775	2,875,363	2,874,125	-	-
Total Revenues		2,874,700	2,877,888	2,874,775	2,874,775	2,875,363	2,874,125	-	-
Appropriations by Department/Division	Acct #	Actual FY 2009	Adopted FY 2010	Requested FY 2011	Budget FY 2011	Planned FY 2012	Planned FY 2013	Planned FY 2014	Planned FY 2015
Bond Series 1998B	951-582	2,874,439	2,877,888	2,874,775	2,874,775	2,875,363	2,874,125	-	-
Total Appropriations		2,874,439	2,877,888	2,874,775	2,874,775	2,875,363	2,874,125	-	-
Revenues Less Appropriations		261	-	-	-	-	-	-	-

**Leon County Government
Fiscal Year 2011 Budget**

Bond Series 2005 (220)

Fund Type: Debt Service

The Bond Series 2005 Fund is a debt service fund established to account for the debt service associated with the Capital Improvement Revenue Refunding Bond Series 2005. This bond was issued to fully refund the Parks and Recreation Bond Series 1998A, a portion of the Stormwater Bond Series 1997 and a portion of the Capital Improvement Revenue Bond Series 1999. This bond was also issued to fund the relocation of the Growth and Environmental Management facility, the construction of a public library and renovations to the County Courthouse building.

Revenue Sources	Acct #	Actual FY 2009	Adopted FY 2010	Requested FY 2011	Budget FY 2011	Planned FY 2012	Planned FY 2013	Planned FY 2014	Planned FY 2015
Transfer From Fund 001	381001	416,804	416,805	416,804	416,804	416,804	416,805	416,804	416,804
Transfer From Fund 126	381126	2,255,191	4,224,300	4,228,360	4,228,360	4,227,425	4,224,298	7,063,335	7,070,542
Transfer From Fund 140	381140	176,499	293,319	293,585	293,585	293,545	293,465	326,616	326,384
Transfer From Fund 160	381160	47,193	163,451	163,451	163,451	163,451	163,451	163,451	163,451
Total Revenues		2,895,687	5,097,875	5,102,200	5,102,200	5,101,225	5,098,019	7,970,206	7,977,181

Appropriations by Department/Division	Acct #	Actual FY 2009	Adopted FY 2010	Requested FY 2011	Budget FY 2011	Planned FY 2012	Planned FY 2013	Planned FY 2014	Planned FY 2015
Bond Series 2005	958-582	2,895,426	5,097,875	5,102,200	5,102,200	5,101,225	5,098,019	7,970,206	7,977,181
Total Appropriations		2,895,426	5,097,875	5,102,200	5,102,200	5,101,225	5,098,019	7,970,206	7,977,181
Revenues Less Appropriations		261	-	-	-	-	-	-	-

**Leon County Government
Fiscal Year 2011 Budget**

ESCO Lease (221)

Fund Type: Debt Service

The ESCO Lease Fund is a debt service fund established to account for the debt service associated with the obligations relating to the County's Energy Performance Contract with Energy Systems Group. This lease was entered into to fund the acquisition of various facility improvement measures including lighting upgrades, HVAC systems, an energy management system and water/sewer improvements. These energy efficiency improvements will offset the cost of the lease. Energy Systems Group will pay any balance on the lease not offset by these energy cost savings. The net savings will total approximately \$850,000.

Revenue Sources	Acct #	Actual FY 2009	Adopted FY 2010	Requested FY 2011	Budget FY 2011	Planned FY 2012	Planned FY 2013	Planned FY 2014	Planned FY 2015
Transfer From Fund 001	381001	460,000	460,000	484,514	484,514	484,514	484,513	484,513	484,513
Total Revenues		460,000	460,000	484,514	484,514	484,514	484,513	484,513	484,513

Appropriations by Department/Division	Acct #	Actual FY 2009	Adopted FY 2010	Requested FY 2011	Budget FY 2011	Planned FY 2012	Planned FY 2013	Planned FY 2014	Planned FY 2015
ESCO Lease	977-582	460,000	460,000	484,514	484,514	484,514	484,513	484,513	484,513
Total Appropriations		460,000	460,000	484,514	484,514	484,514	484,513	484,513	484,513
Revenues Less Appropriations		-	-	-	-	-	-	-	-

**Leon County Government
Fiscal Year 2011 Budget**

Capital Improvements (305)

Fund Type: Capital Projects

The Capital Improvements Fund is a capital project fund established in support of the County's Capital Improvement Program. A major revenue source of the Capital Improvement Fund is a transfer from general revenue dollars. The fund is used to account for resources and expenditures associated with the acquisition or construction of major non transportation related capital facilities and/or projects other than those financed by Proprietary Funds.

Revenue Sources	Acct #	Actual FY 2009	Adopted FY 2010	Requested FY 2011	Budget FY 2011	Planned FY 2012	Planned FY 2013	Planned FY 2014	Planned FY 2015
Private Road Maintenance Fees	344965	-	-	100,000	100,000	100,000	100,000	100,000	100,000
Interest Income - Investment	361110	4,830	-	-	-	-	-	-	-
Pool Interest Allocation	361111	1,537,462	932,000	463,900	440,705	440,705	440,705	440,705	440,705
Net Incr(decr) In Fmv Of Investment	361300	442,895	-	-	-	-	-	-	-
Disposition Of Fixed Assets	364000	100	-	-	-	-	-	-	-
Gain (loss) On Sale Land	364300	512,527	-	-	-	-	-	-	-
Contributions And Donations	366000	20,000	-	-	-	-	-	-	-
Other Miscellaneous Revenue	369900	527,862	-	-	-	-	-	-	-
Transfer From Fund 001	381001	13,140,168	1,800,000	915,973	915,973	2,585,389	2,108,750	2,132,593	2,158,602
Transfer From Fund 106	381106	900,000	-	-	-	-	-	-	-
Transfer From Fund 123	381123	1,443,000	-	-	-	-	-	-	-
Transfer From Fund 135	381135	8,479,165	-	-	-	-	-	-	-
Transfer From Fund 140	381140	1,660,000	-	508,527	508,527	603,836	427,393	303,062	152,348
Transfer From Fund 162	381162	255,218	257,413	241,528	241,528	236,932	229,535	222,045	185,635
Transfer From Fund 501	381501	2,500,000	-	-	-	-	-	-	-
Appropriated Fund Balance	399900	-	14,617,697	14,069,777	14,069,777	10,391,510	7,207,941	3,687,570	2,007,165
Total Revenues		31,423,227	17,607,110	16,299,705	16,276,510	14,358,372	10,514,324	6,885,975	5,044,455

Appropriations by Department/Division	Acct #	Actual FY 2009	Adopted FY 2010	Requested FY 2011	Budget FY 2011	Planned FY 2012	Planned FY 2013	Planned FY 2014	Planned FY 2015
Miccosukee Road Complex	026002-541	58,231	-	-	-	-	-	-	-
General Vehicle & Equipment Replacement	026003-519	258,540	492,000	270,000	270,000	550,000	605,000	544,500	626,175
Stormwater Vehicle & Equipment Replacement	026004-538	775,599	583,500	800,000	800,000	990,431	1,090,474	980,528	1,127,500
Fleet Management Shop Equipment	026010-519	-	-	60,000	60,000	-	-	-	-
General Government New Vehicle Requests	026018-519	-	59,000	-	-	-	-	-	-
Tower Road Park	043003-519	-	-	-	-	-	165,000	-	-
Tower Road Park	043003-572	114,110	-	-	-	-	-	-	-
Fred George Park	043007-572	-	-	-	-	200,000	-	-	50,000
Okeeheepkee Prairie Park	043008-572	-	-	-	-	-	77,500	500,000	-
Huntington Oaks Community Rooms	043009-572	-	-	396,000	396,000	-	-	-	-
Miccosukee Park	044002-572	-	225,000	-	-	-	-	-	-
Miccosukee Community Center	044005-572	24,660	-	-	-	500,000	-	-	-
Miccosukee Greenway Trailhead	044006-572	85,223	-	-	-	-	-	-	-
Apalachee Parkway Regional Park	045001-572	119,173	-	75,000	75,000	250,000	50,000	50,000	50,000
J.R. Alford Greenway	045004-572	-	-	40,000	40,000	-	-	75,000	500,000
Parks Capital Maintenance	046001-572	148,600	230,000	175,000	175,000	175,000	175,000	175,000	175,000
Playground Equipment Replacement	046006-572	-	-	160,000	160,000	160,000	163,000	163,000	165,000
Tractor for Greenways Maintenance	046007-572	-	-	-	-	140,000	-	-	-
Athletic Field Lighting	046008-572	-	-	160,000	160,000	125,000	-	-	-
Greenways Capital Maintenance	046009-572	109,500	90,000	125,000	125,000	125,000	150,000	150,000	150,000
St. Marks Headwaters Greenways	047001-572	-	-	100,000	100,000	100,000	135,000	100,000	100,000
Stormwater and Transportation Improvements	056010-538	-	1,416,000	-	-	-	-	-	-
Stormwater and Transportation Improvements	056010-541	378,004	-	-	-	912,000	-	-	-
Private Road Maintenance - Program Start Up Cost	057003-541	19,475	100,000	100,000	100,000	100,000	100,000	100,000	100,000
CARDS Program: Start Up Costs	057900-541	12,292	100,000	100,000	100,000	100,000	100,000	100,000	100,000
2/3 - Rainbow Acres	057906-541	575,782	-	-	-	-	-	-	-

**Leon County Government
Fiscal Year 2011 Budget**

Capital Improvements (305)

Appropriations by Department/Division	Acct #	Actual FY 2009	Adopted FY 2010	Requested FY 2011	Budget FY 2011	Planned FY 2012	Planned FY 2013	Planned FY 2014	Planned FY 2015
2/3 2/3 PROGRAM - PASADENA HILLS	057913-541	88,783	-	-	-	-	-	-	-
2/3 Program - Linene Wood	057914-541	48,767	-	-	-	-	-	-	-
CARDS Stormwater Program: Start Up Costs	066001-538	-	400,000	50,000	50,000	50,000	50,000	50,000	50,000
Stormwater Maintenance Front End Loader/Backhoe	066022-562	16,500	-	-	-	-	-	-	-
Stormwater Maintenance Filter Replacement	066026-562	177,918	130,000	130,000	130,000	120,000	100,000	100,000	100,000
Stormwater Maintenance Six Inch Pump & Pipe	066027-562	2,085	-	-	-	-	-	-	-
Financial Hardware and Software	076001-519	63,875	-	30,000	30,000	-	-	-	-
Data Wiring	076003-519	17,077	25,000	25,000	25,000	25,000	25,000	25,000	25,000
Digital Phone System	076004-519	175,000	-	-	-	-	-	-	-
Supervisor of Elections Technology	076005-519	21,177	25,000	25,000	25,000	25,000	25,000	25,000	25,000
File Server Maintenance	076008-519	396,764	250,000	250,000	250,000	250,000	250,000	250,000	250,000
Geographic Information Systems	076009-539	262,964	230,280	230,280	230,280	238,280	238,280	238,280	238,280
Permit & Enforcement Tracking System	076015-537	-	69,720	82,220	82,220	82,220	70,000	70,000	70,000
Network Backbone Upgrade	076018-519	124,678	150,000	150,000	150,000	80,000	80,000	80,000	80,000
Courtroom Technology	076023-519	-	100,000	50,000	50,000	50,000	50,000	50,000	50,000
Courtroom Technology	076023-713	88,549	-	-	-	-	-	-	-
User Computer Upgrades	076024-519	163,627	300,000	300,000	300,000	300,000	300,000	300,000	300,000
Work Order Management	076042-519	83,741	-	-	-	-	-	-	-
State Attorney Technology	076047-519	-	30,000	30,000	30,000	30,000	30,000	30,000	30,000
State Attorney Technology	076047-713	60,744	-	-	-	-	-	-	-
Electronic Timesheets	076048-519	27,811	-	-	-	-	-	-	-
Public Defender Technology	076051-519	-	30,000	30,000	30,000	30,000	30,000	30,000	30,000
Public Defender Technology	076051-713	15,527	-	-	-	-	-	-	-
CITRIX Upgrade	076054-519	45,000	-	-	-	-	-	-	-
Geographic Information Systems Incremental Basemap Update	076060-539	330,204	258,500	258,500	258,500	378,500	378,500	378,500	378,500
Records Management	076061-519	-	-	175,000	-	175,000	50,000	50,000	50,000
Mass Notification System	076062-519	-	-	100,000	-	-	-	-	-
Woodville Library	081004-571	73,736	-	-	-	-	-	-	-
Lake Jackson Library	083001-571	24,262	-	-	-	-	-	-	-
Huntington Oaks Plaza Renovations	083002-519	-	-	454,000	454,000	-	-	-	-
Eastside Library	085001-571	185,692	-	-	-	-	-	-	-
Addition to Chaires Fire Station	085002-522	-	-	75,500	-	-	-	-	-
Traffic Court Building	086003-519	46,289	-	-	-	-	-	-	-
Traffic Court Building Information Systems	086003-713	15,189	-	-	-	-	-	-	-
Courtroom Minor Renovations	086007-519	-	50,000	50,000	50,000	50,000	150,000	50,000	50,000
Courtroom Minor Renovations	086007-712	60,751	-	-	-	-	-	-	-
Accessibility Improvements	086010-519	234,352	30,000	-	-	-	-	-	-
Architectural & Engineering Services	086011-519	35,788	60,000	60,000	60,000	60,000	60,000	60,000	60,000
Common Area Furnishings	086017-519	26,723	33,000	33,000	33,000	33,000	33,000	33,000	33,000
Courthouse Repairs	086024-519	-	55,000	-	-	-	-	-	-
Community Services Building HVAC	086026-529	-	164,471	-	-	-	-	-	-
Courthouse Renovations	086027-712	661,358	-	-	-	-	-	-	-
Parking Garage Floor Sweeper Replacement	086029-519	54,986	-	-	-	-	-	-	-
Parking Lot Maintenance	086033-519	-	16,704	16,000	16,000	16,000	16,000	16,000	16,000
Elevator Generator Upgrades	086037-519	230,974	230,621	325,000	325,000	325,000	325,000	-	-
Reduction of Emissions and Energy Conservation Improvements	086041-519	221,272	355,000	-	-	-	-	-	-
Sheriff Heliport Building Construction	086042-523	172,068	-	-	-	-	-	-	-
Main Library Improvements	086053-571	-	-	40,000	40,000	40,000	40,000	40,000	-

**Leon County Government
Fiscal Year 2011 Budget**

Capital Improvements (305)

Appropriations by Department/Division	Acct #	Actual FY 2009	Adopted FY 2010	Requested FY 2011	Budget FY 2011	Planned FY 2012	Planned FY 2013	Planned FY 2014	Planned FY 2015
Centralized Storage Facility	086054-519	156,569	-	50,000	-	50,000	50,000	50,000	50,000
Branch Library Expansions	086055-571	7,958	-	-	-	-	-	-	-
Robert Stevens Health Clinic Maintenance	086056-562	106,048	45,195	290,000	290,000	-	-	-	-
General County Maintenance and Minor Renovations	086057-519	-	15,000	15,000	15,000	15,000	15,000	15,000	15,000
Election's Warehouse Renovations	086058-513	24,754	-	-	-	-	-	-	-
ELECTION'S WAREHOUSE RENOVATIONS	086058-519	50,246	-	-	-	-	-	-	-
Public Works Facility Renovations	086060-519	-	27,300	-	-	-	-	-	-
Bookmobile	096006-571	33,299	-	-	-	-	-	-	-
Election Equipment	096015-513	25,000	420,000	-	400,000	300,000	1,650,000	-	-
Public Safety Complex	096016-529	599,180	-	-	-	-	-	-	-
Digital Radio Communications System	096018-525	4,690,433	-	-	-	-	-	-	-
Mobile Emergency Animal Shelter Unit	096020-525	5,747	-	-	-	-	-	-	-
Library Services Self Checkout	096023-571	24,763	-	-	-	-	-	-	-
Capital Improvements	990-599	-	10,810,819	10,391,510	10,391,510	7,207,941	3,687,570	2,007,167	-
Total Appropriations		12,657,417	17,607,110	16,277,010	16,276,510	14,358,372	10,514,324	6,885,975	5,044,455
Revenues Less Appropriations		18,765,810	-	22,695	-	-	-	-	-

Notes:

Due to the utilization of capital reserves established by the Board in FY08 for the purpose of funding required and maintenance capital projects, the recurring capital revenue transfer for FY11 was reduced to less than \$1 million. In addition, during the June 22, 2010 budget workshop, the Board approved a FY 2010 realignment of \$2.6 million in capital funding previously set aside for economic stimulus grant funds for transportation and stormwater projects. \$1.6 million of the funding realignment went to fund requested transportation and stormwater improvement projects for FY 2011. Out years budgets show recurring general revenue support in the amount of \$2.6 million in FY12, and \$2.1 million per year from FY13 - FY15. The budgeted reserves will be depleted in FY14.

**Leon County Government
Fiscal Year 2011 Budget**

Transportation Improvements (306)

Fund Type: Capital Projects

The Transportation Improvement Fund is a capital project fund established to account for transportation related capital projects.

Revenue Sources	Acct #	Actual FY 2009	Adopted FY 2010	Requested FY 2011	Budget FY 2011	Planned FY 2012	Planned FY 2013	Planned FY 2014	Planned FY 2015
Interest Income - Investment	361110	(8)	-	-	-	-	-	-	-
Pool Interest Allocation	361111	136,283	-	-	-	-	-	-	-
Net Incr(decr) In Fmv Of Investment	361300	38,283	-	-	-	-	-	-	-
Transfer From Fund 106	381106	3,200,344	620,500	89,000	89,000	1,317,710	1,199,039	1,081,000	1,223,500
Total Revenues		3,374,902	620,500	89,000	89,000	1,317,710	1,199,039	1,081,000	1,223,500

Appropriations by Department/Division	Acct #	Actual FY 2009	Adopted FY 2010	Requested FY 2011	Budget FY 2011	Planned FY 2012	Planned FY 2013	Planned FY 2014	Planned FY 2015
Miccosukee Road Complex	026002-541	845,743	-	-	-	-	-	-	-
Public Works Vehicle & Equipment Replacement	026005-541	711,523	549,500	-	-	1,186,710	1,068,039	950,000	1,092,500
Arterial & Collector Roads Pavement Markings	026015-541	-	71,000	29,000	29,000	71,000	71,000	71,000	71,000
Buck Lake Road	055001-541	105,379	-	-	-	-	-	-	-
Public Works Design and Engineering Services	056011-541	-	-	60,000	60,000	60,000	60,000	60,000	60,000
Local Road Resurfacing	057005-541	23,047	-	-	-	-	-	-	-
Bradfordville Pond 6 Rehabilitation	064004-538	3,640	-	-	-	-	-	-	-
Bradfordville Pond 4 Outfall Stabilization	064005-538	33,846	-	-	-	-	-	-	-
Total Appropriations		1,723,178	620,500	89,000	89,000	1,317,710	1,199,039	1,081,000	1,223,500
Revenues Less Appropriations		1,651,724	-	-	-	-	-	-	-

Notes:

During the June 22, 2010 budget workshop, the Board approved a FY 2010 realignment of \$2.6 million in capital funding previously set aside for economic stimulus grant funds for transportation and stormwater projects. \$1 million of the funding realignment went to fund projects requested for FY 2011.

**Leon County Government
Fiscal Year 2011 Budget**

Sales Tax (308)

Fund Type: Capital Projects

The Local Option Sales Tax Fund is a capital project fund established in accordance with a 1989 county-wide referendum, and is used to account for resources and expenditures associated with the construction of transportation and jail facility related projects. The Local Government Infrastructure Surtax includes proceeds from a One-Cent Sales Tax on all transactions up to \$5,000. Pursuant to an interlocal agreement with the City of Tallahassee, the revenue generated by the tax will be split between the County and the City. The County's share of the proceeds is equal to 52.84%, and the City's share is equal to 47.16%. The 1989 referendum approved the sales tax levy for a period of fifteen years; however, through a county-wide referendum passed in November 2000, the sales tax was extended for an additional fifteen years (Note: the extended sales tax will be accounted for in Fund 309).

Revenue Sources	Acct #	Actual FY 2009	Adopted FY 2010	Requested FY 2011	Budget FY 2011	Planned FY 2012	Planned FY 2013	Planned FY 2014	Planned FY 2015
Interest Income - Bank	361100	6,932	-	-	-	-	-	-	-
Interest Income - Investment	361110	(32,404)	-	-	-	-	-	-	-
Pool Interest Allocation	361111	1,193,873	653,125	451,700	429,115	429,115	429,115	429,115	429,115
Net Incr(decr) In Fmv Of Investment	361300	336,003	-	-	-	-	-	-	-
Refund Of Prior Year Expenses	369300	113	-	-	-	-	-	-	-
Appropriated Fund Balance	399900	-	21,887,650	17,308,975	17,308,975	13,088,090	8,017,205	3,796,320	1,354,535
Total Revenues		1,504,517	22,540,775	17,760,675	17,738,090	13,517,205	8,446,320	4,225,435	1,783,650

Appropriations by Department/Division	Acct #	Actual FY 2009	Adopted FY 2010	Requested FY 2011	Budget FY 2011	Planned FY 2012	Planned FY 2013	Planned FY 2014	Planned FY 2015
Open Graded Cold Mix Stabilization	026006-541	928,879	602,500	600,000	600,000	600,000	600,000	600,000	600,000
Balboa Drive & Rainbow Road Improvements	051003-541	99,961	-	-	-	-	-	-	-
Bannerman Road	054003-541	257,296	-	-	-	-	-	-	-
Kerry Forest Parkway Extension	054005-541	468,444	-	-	-	-	-	-	-
Timberlane Road Intersections	054007-541	755,987	-	-	-	-	-	-	-
Beech Ridge Trail Extension	054010-541	4,308	-	-	-	-	-	-	-
Buck Lake Road	055001-541	69,073	-	-	-	-	-	-	-
Arterial/Collector Resurfacing	056001-541	3,065,420	3,200,000	3,200,000	3,200,000	3,200,000	3,200,000	1,320,900	511,297
Florida Department of Transportation Permitting Fees	056007-541	18,968	100,000	100,000	100,000	100,000	100,000	100,000	100,000
Intersection & Safety Improvements	057001-541	643,548	750,000	750,000	750,000	750,000	750,000	-	-
Local Road Resurfacing	057005-541	313,951	850,000	-	-	850,000	-	850,000	-
Tharpe Street	057006-541	171,256	-	-	-	-	-	-	-
Orange Avenue	057007-541	73	-	-	-	-	-	-	-
Jail Roof Replacement	086031-523	-	550,000	-	-	-	-	-	-
Reserves for Resurfacing and Intersection Improvements	990-599	-	16,488,275	13,088,090	13,088,090	8,017,205	3,796,320	1,354,535	572,353
Total Appropriations		6,797,164	22,540,775	17,738,090	17,738,090	13,517,205	8,446,320	4,225,435	1,783,650
Revenues Less Appropriations		(5,292,647)	-	22,585	-	-	-	-	-

Notes:

During the FY08 budget process, the Board restructured the local option sales tax fund by eliminating funding for Tharpe Street, and reallocating funding for mandatory and maintenance transportation and intersection improvement projects. The Board established \$26.5 million in capital reserves to fund these projects for five to eight years. The reserve is reviewed annually, and appropriations made according to the specific resurfacing or intersection capital project needs. Through FY11, \$13.4 million of these reserves have been utilized. These reserves are projected to be depleted by FY15.

**Leon County Government
Fiscal Year 2011 Budget**

Sales Tax - Extension (309)

Fund Type: Capital Projects

In November of 2000, Leon County residents approved a referendum extending the imposition of the 1-Cent Local Option Sales Tax beginning in FY2004 for 15 years. The extension commits 80% of the revenues to Blueprint 2000 projects and will be jointly administered and funded by Leon County and the City of Tallahassee. The remaining 20% will be split evenly between the County and the City. The County's share will be used for various road, stormwater and park improvements. The Blueprint 2000 Joint Participation Agreement Revenue supports County projects funded through the County's share of the \$50 water quality/flooding funding. Appropriated fund balance is actually internal borrowings to advance fund certain projects. The transfer account is the corresponding repayment.

Revenue Sources	Acct #	Actual FY 2009	Adopted FY 2010	Requested FY 2011	Budget FY 2011	Planned FY 2012	Planned FY 2013	Planned FY 2014	Planned FY 2015
1 Cent Sales Tax	312600	3,516,070	3,160,650	3,212,200	3,051,590	3,106,854	3,143,740	3,238,075	3,335,128
BP2000 JPA Revenue	343916	760,937	2,000,000	1,000,648	1,000,648	1,980,000	2,200,000	1,833,740	1,606,815
Interest Income - Investment	361110	(305)	-	-	-	-	-	-	-
Pool Interest Allocation	361111	341,445	247,000	200,000	190,000	190,000	190,000	190,000	190,000
Net Incr(decr) In Fmv Of Investment	361300	87,133	-	-	-	-	-	-	-
Total Revenues		4,705,280	5,407,650	4,412,848	4,242,238	5,276,854	5,533,740	5,261,815	5,131,943

Appropriations by Department/Division	Acct #	Actual FY 2009	Adopted FY 2010	Requested FY 2011	Budget FY 2011	Planned FY 2012	Planned FY 2013	Planned FY 2014	Planned FY 2015
Woodville Community Center	041001-572	25,770	-	-	-	-	-	-	-
Capital Cascades Greenway - Lake Henrietta	042003-572	134,625	-	-	-	-	-	-	-
Tram Road & Gaile Avenue	051004-541	-	-	200,000	200,000	-	-	-	-
Gaines Street	051005-541	-	2,907,650	2,542,238	2,542,238	1,796,854	-	-	-
Natural Bridge Road Bridge	051006-549	1,331	-	-	-	-	-	-	-
Springhill Road Bridge	051007-541	-	-	300,000	300,000	-	-	-	-
Smith Creek Road Bridge	052002-549	127,204	-	-	-	-	-	-	-
Talpeco Road & Highway 27 North	053005-541	20,352	-	-	-	-	-	-	-
Arterial/Collector Resurfacing	056001-541	-	-	-	-	-	-	2,155,000	3,500,000
Community Safety & Mobility	056005-541	1,174,761	500,000	500,000	500,000	500,000	500,000	750,000	750,000
Intersection & Safety Improvements	057001-541	-	-	-	-	-	-	750,000	750,000
Lake Munson Restoration	062001-538	8,136	-	-	-	-	-	-	-
Lakeview Bridge	062002-538	16,813	-	700,000	700,000	-	-	-	-
Longwood Subdivision Retrofit	062004-538	178	-	-	-	-	-	-	-
Gum Road Target Planning Area	062005-538	-	-	-	-	1,980,000	3,200,000	-	-
Harbinwood Estates Drainage	063002-538	313,003	-	-	-	-	-	-	-
Okeeheepkee/Woodmont Pond	063004-538	114,448	-	-	-	-	-	-	-
Lexington Pond Retrofit	063005-538	1,739	2,000,000	-	-	-	-	-	-
Rhoden Cove Wetland Restoration	063009-538	184	-	-	-	-	-	-	-
Killearn Acres Flood Mitigation	064001-538	865,417	-	-	-	-	-	-	-
Killearn Lakes Plantation Stormwater	064006-538	250,601	-	-	-	1,000,000	-	-	-
Lafayette Street Stormwater	065001-538	88,805	-	-	-	-	-	-	-
Blue Print 2000 Water Quality Enhancements	067002-538	137,158	-	-	-	-	-	-	-
Budgeted Reserves - Local Opt. Sales Tax.	990-599	-	-	-	-	-	1,833,740	1,606,815	131,943
Total Appropriations		3,280,525	5,407,650	4,242,238	4,242,238	5,276,854	5,533,740	5,261,815	5,131,943
Revenues Less Appropriations		1,424,755	-	170,610	-	-	-	-	-

**Leon County Government
Fiscal Year 2011 Budget**

Bond Series 2003A & 2003B Construction (311)

Fund Type: Capital Projects

The Bond Series 2003A & 2003B Construction Fund is a capital project fund established by proceeds from the 2003 Series A and B Capital Improvement Revenue Bonds. The fund is used to account for resources and expenditures associated with the acquisition, repair, and renovation of the Bank of America property as well as the renovations and repair of the existing Courthouse facility.

Revenue Sources	Acct #	Actual FY 2009	Adopted FY 2010	Requested FY 2011	Budget FY 2011	Planned FY 2012	Planned FY 2013	Planned FY 2014	Planned FY 2015
Interest Income - Investment	361110	(1,346)	-	-	-	-	-	-	-
Pool Interest Allocation	361111	64,489	-	-	-	-	-	-	-
Net Incr(decr) In Fmv Of Investment	361300	17,736	-	-	-	-	-	-	-
Appropriated Fund Balance	399900	-	-	306,000	306,000	65,000	-	-	-
Total Revenues		80,879	-	306,000	306,000	65,000	-	-	-
Appropriations by Department/Division	Acct #	Actual FY 2009	Adopted FY 2010	Requested FY 2011	Budget FY 2011	Planned FY 2012	Planned FY 2013	Planned FY 2014	Planned FY 2015
Traffic Court Building	086003-519	81,714	-	-	-	-	-	-	-
Courthouse Repairs	086024-519	-	-	306,000	306,000	65,000	-	-	-
Bank of America Building Acquisition/Renovations	086025-519	46,193	-	-	-	-	-	-	-
Courthouse Renovations	086027-519	30	-	-	-	-	-	-	-
Courthouse Renovations	086027-712	34,426	-	-	-	-	-	-	-
Total Appropriations		162,363	-	306,000	306,000	65,000	-	-	-
Revenues Less Appropriations		(81,484)	-	-	-	-	-	-	-

**Leon County Government
Fiscal Year 2011 Budget**

Bond Series 1999 Construction (318)

Fund Type: Capital Projects

The Bond Series 1999 Construction Fund is a capital project fund established by proceeds from the Series 1999 Capital Improvement Revenue Bond. The fund is used to account for resources and expenditures associated with stormwater and lake projects including: Lafayette Oaks, Lake Munson Restoration, Killlearn Acres, Lake Charles, Cynthia Drive, Lexington Regional SWMF, Roden Cove, and Munson Slough. In addition, the bond issued includes funding for a Courthouse Annex. Additional bond proceeds have been identified for other facility improvements.

Revenue Sources	Acct #	Actual FY 2009	Adopted FY 2010	Requested FY 2011	Budget FY 2011	Planned FY 2012	Planned FY 2013	Planned FY 2014	Planned FY 2015
Interest Income - Investment	361110	(2,608)	-	-	-	-	-	-	-
Pool Interest Allocation	361111	27,984	-	-	-	-	-	-	-
Net Incr(decr) In Fmv Of Investment	361300	4,203	-	-	-	-	-	-	-
Appropriated Fund Balance	399900	-	-	335,000	335,000	272,500	-	-	-
Total Revenues		29,579	-	335,000	335,000	272,500	-	-	-

Appropriations by Department/Division	Acct #	Actual FY 2009	Adopted FY 2010	Requested FY 2011	Budget FY 2011	Planned FY 2012	Planned FY 2013	Planned FY 2014	Planned FY 2015
Miccosukee Road Complex	026002-541	51,349	-	-	-	-	-	-	-
Okeeheepkee Prairie Park	043008-572	-	-	265,000	265,000	272,500	-	-	-
Fort Braden Renovations	082003-572	-	-	70,000	70,000	-	-	-	-
Accessibility Improvements	086010-519	26,371	-	-	-	-	-	-	-
Total Appropriations		77,720	-	335,000	335,000	272,500	-	-	-
Revenues Less Appropriations		(48,141)	-	-	-	-	-	-	-

**Leon County Government
Fiscal Year 2011 Budget**

Bond Series 2005 Construction (320)

Fund Type: Capital Projects

The Bond Series 2005 Construction Fund is a capital project fund established by proceeds from the 2005 Series Capital Improvement Revenue Bond. The fund is used to account for resources and expenditures associated with the renovations to the County Courthouse building.

Revenue Sources	Acct #	Actual FY 2009	Adopted FY 2010	Requested FY 2011	Budget FY 2011	Planned FY 2012	Planned FY 2013	Planned FY 2014	Planned FY 2015
Interest Income - Investment	361110	(2,446)	-	-	-	-	-	-	-
Pool Interest Allocation	361111	105,349	-	-	-	-	-	-	-
Net Incr(decr) In Fmv Of Investment	361300	30,561	-	-	-	-	-	-	-
Total Revenues		133,464	-	-	-	-	-	-	-
Revenues Less Appropriations		-	-	-	-	-	-	-	-

**Leon County Government
Fiscal Year 2011 Budget**

ESCO Capital Projects (321)

Fund Type: Capital Projects

The ESCO Capital Projects Fund is a capital project fund established in support of the County's capital improvement program. Major revenue sources of the Capital Improvement Fund include the guaranteed savings in utility costs per the County's agreement with Progress Energy. This fund is used to account for the resources and expenditures associated with acquisition or construction of major facilities improvements relating to the County's Energy Performance Contract.

Revenue Sources	Acct #	Actual FY 2009	Adopted FY 2010	Requested FY 2011	Budget FY 2011	Planned FY 2012	Planned FY 2013	Planned FY 2014	Planned FY 2015
Pool Interest Allocation	361111	25,679	-	-	-	-	-	-	-
Total Revenues		25,679	-	-	-	-	-	-	-
Appropriations by Department/Division	Acct #	Actual FY 2009	Adopted FY 2010	Requested FY 2011	Budget FY 2011	Planned FY 2012	Planned FY 2013	Planned FY 2014	Planned FY 2015
ESCO Project	086032-519	177,268	-	-	-	-	-	-	-
Total Appropriations		177,268	-	-	-	-	-	-	-
Revenues Less Appropriations		(151,589)	-	-	-	-	-	-	-

**Leon County Government
Fiscal Year 2011 Budget**

9-1-1 Capital Projects (330)

Fund Type: Capital Projects

The 9-1-1 Capital Projects Fund was established to support of the capital needs of the emergency communications system. Major revenue sources of the Emergency Communications Fund include proceeds transferred from the 9-1-1 Emergency Communications Fund which includes: wireless Enhanced 9-1-1 fee (50 cents/month per service subscriber) pursuant to F.S. 365.172 - 365.173; and the 9-1-1 fee (50 cents/month per service line) pursuant to F.S. 365.171(13). The fund is used to account for resources and expenditures associated with capital projects related to the provision of 9-1-1 emergency services.

Revenue Sources	Acct #	Actual FY 2009	Adopted FY 2010	Requested FY 2011	Budget FY 2011	Planned FY 2012	Planned FY 2013	Planned FY 2014	Planned FY 2015
Pool Interest Allocation	361111	12,220	9,500	28,900	27,455	27,455	27,455	27,455	27,455
Appropriated Fund Balance	399900	-	69,555	-	-	-	-	-	-
Total Revenues		12,220	79,055	28,900	27,455	27,455	27,455	27,455	27,455

Appropriations by Department/Division	Acct #	Actual FY 2009	Adopted FY 2010	Requested FY 2011	Budget FY 2011	Planned FY 2012	Planned FY 2013	Planned FY 2014	Planned FY 2015
Transfers	950-581	16,247	79,055	-	-	-	-	-	-
911 Capital Projects	990-599	-	-	27,455	27,455	27,455	27,455	27,455	27,455
Total Appropriations		16,247	79,055	27,455	27,455	27,455	27,455	27,455	27,455
Revenues Less Appropriations		(4,027)	-	1,445	-	-	-	-	-

**Leon County Government
Fiscal Year 2011 Budget**

800 Mhz Capital Projects (331)

Fund Type: Capital Projects

The 800 Mhz Capital Projects Fund was established in support of the capital needs associated with participation in the intergovernmental radio communications program. Major revenue sources of the Radio Communications Fund include proceeds from civil penalties related to traffic infractions pursuant to F.S. 318.21. In accordance with F.S. 318.21(10) \$12.50 from each moving traffic violation shall be distributed and paid monthly via the Clerk of Court's fine distribution system. The fund is used to account for resources and expenditures associated with Leon County's participation in an intergovernmental radio communications programs that have been previously approved by the State of Florida, Department of Management Services. This program for Leon County is the 800 MHZ radio system.

Revenue Sources	Acct #	Actual FY 2009	Adopted FY 2010	Requested FY 2011	Budget FY 2011	Planned FY 2012	Planned FY 2013	Planned FY 2014	Planned FY 2015
Radio Communications Program	351600	383,395	-	-	-	-	-	-	-
Interest Income - Investment	361110	(979)	-	-	-	-	-	-	-
Pool Interest Allocation	361111	51,155	-	-	-	-	-	-	-
Net Incr(decr) In Fmv Of Investment	361300	13,957	-	-	-	-	-	-	-
Appropriated Fund Balance	399900	-	-	229,552	229,552	232,535	234,102	235,530	237,324
Total Revenues		447,528	-	229,552	229,552	232,535	234,102	235,530	237,324
Appropriations by Department/Division	Acct #	Actual FY 2009	Adopted FY 2010	Requested FY 2011	Budget FY 2011	Planned FY 2012	Planned FY 2013	Planned FY 2014	Planned FY 2015
800 Mhz System Maintenance	529-519	472,274	-	-	-	-	-	-	-
Transfers	950-581	-	-	229,552	229,552	232,535	234,102	235,530	237,324
Total Appropriations		472,274	-	229,552	229,552	232,535	234,102	235,530	237,324
Revenues Less Appropriations		(24,746)	-	-	-	-	-	-	-

**Leon County Government
Fiscal Year 2011 Budget**

Impact Fee - Countywide Road District (341)

Fund Type: Capital Projects

The Impact Fee - Countywide Road District Fund was established in support of the capital needs for road improvements associated with new development. Major revenue sources of the Countywide Road District Fund included proceeds from impact fees levied upon developers by the Board of County Commissioners. The impact fees supporting this fund were repealed by the County Commission in 1996. The fund is used to account for the remaining resources and expenditures associated with specific transportation capital projects.

Revenue Sources	Acct #	Actual FY 2009	Adopted FY 2010	Requested FY 2011	Budget FY 2011	Planned FY 2012	Planned FY 2013	Planned FY 2014	Planned FY 2015
Interest Income - Investment	361110	(1,045)	-	-	-	-	-	-	-
Pool Interest Allocation	361111	66,792	-	-	-	-	-	-	-
Net Incr(decr) In Fmv Of Investment	361300	18,494	-	-	-	-	-	-	-
Total Revenues		84,241	-	-	-	-	-	-	-

Appropriations by Department/Division	Acct #	Actual FY 2009	Adopted FY 2010	Requested FY 2011	Budget FY 2011	Planned FY 2012	Planned FY 2013	Planned FY 2014	Planned FY 2015
North Monroe Turn Lane	053003-541	13,593	-	-	-	-	-	-	-
Total Appropriations		13,593	-	-	-	-	-	-	-
Revenues Less Appropriations		70,648	-	-	-	-	-	-	-

**Leon County Government
Fiscal Year 2011 Budget**

Impact Fee - Northwest Urban Collector (343)

Fund Type: Capital Projects

The Impact Fee - Northwest Urban Collector Fund was established to support the capital needs related to road improvements needed to accommodate new developments. Major revenue sources of the Northwest Urban Collector Fund include proceeds from impact fees levied upon developers in the corresponding quadrant of the County. The impact fees supporting this fund were repealed by the County Commission in 1996. The fund is used to account for the remaining resources and expenditures associated with specific transportation capital projects in the NW quadrant of the County.

Revenue Sources	Acct #	Actual FY 2009	Adopted FY 2010	Requested FY 2011	Budget FY 2011	Planned FY 2012	Planned FY 2013	Planned FY 2014	Planned FY 2015
Pool Interest Allocation	361111	15,237	-	-	-	-	-	-	-
Total Revenues		15,237	-	-	-	-	-	-	-
Appropriations by Department/Division	Acct #	Actual FY 2009	Adopted FY 2010	Requested FY 2011	Budget FY 2011	Planned FY 2012	Planned FY 2013	Planned FY 2014	Planned FY 2015
Pullen Road at Old Bainbridge Road	053002-541	25,045	-	-	-	-	-	-	-
Total Appropriations		25,045	-	-	-	-	-	-	-
Revenues Less Appropriations		(9,808)	-	-	-	-	-	-	-

**Leon County Government
Fiscal Year 2011 Budget**

Impact Fee - Southeast Urban Collector (344)

Fund Type: Capital Projects

The Impact Fee - Southeast Urban Collector Fund was established to support the capital needs related to road improvements needed to accommodate new developments. Major revenue sources of the SE Urban Collector Fund include proceeds from impact fees levied upon developers in the corresponding quadrant of the County. The impact fees supporting this fund were repealed by the County Commission in 1996. The fund is used to account for the remaining resources and expenditures associated with specific transportation capital projects in the SE quadrant of the County.

Revenue Sources	Acct #	Actual FY 2009	Adopted FY 2010	Requested FY 2011	Budget FY 2011	Planned FY 2012	Planned FY 2013	Planned FY 2014	Planned FY 2015
Pool Interest Allocation	361111	24,969	-	-	-	-	-	-	-
Total Revenues		24,969	-	-	-	-	-	-	-
Appropriations by Department/Division	Acct #	Actual FY 2009	Adopted FY 2010	Requested FY 2011	Budget FY 2011	Planned FY 2012	Planned FY 2013	Planned FY 2014	Planned FY 2015
Magnolia Drive & Lafayette Street Intersection	055005-541	1,671	-	-	-	-	-	-	-
Total Appropriations		1,671	-	-	-	-	-	-	-
Revenues Less Appropriations		23,298	-	-	-	-	-	-	-

**Leon County Government
Fiscal Year 2011 Budget**

Solid Waste (401)

Fund Type: Enterprise

The Solid Waste Fund is an enterprise fund established in support of the County's waste management programs. Major revenue sources for the Solid Waste Operations Fund include the Non Ad Valorem Assessment, Landfill Tipping Fees, and Transfer Station Tipping Fees. The fund is used to account for resources and expenditures related to the operation of the County Solid Waste Management Facility and the provision of the County Waste Management program. Beginning in FY2003, this fund also began accounting for the operations of the Leon County Transfer Station.

Revenue Sources	Acct #	Actual FY 2009	Adopted FY 2010	Requested FY 2011	Budget FY 2011	Planned FY 2012	Planned FY 2013	Planned FY 2014	Planned FY 2015
Delinquent Taxes	311200	12	-	-	-	-	-	-	-
Waste Disposal Fee	319150	1,418,850	1,414,073	1,477,900	1,404,005	1,411,035	1,418,065	1,425,190	1,439,440
Delinquent Assessments 2001	319201	22	-	-	-	-	-	-	-
Delinquent Assessments 2003	319203	7	-	-	-	-	-	-	-
Delinquent Assessments 2004	319204	203	-	-	-	-	-	-	-
Delinquent Assessments 2005	319205	197	-	-	-	-	-	-	-
Delinquent Assessments 2006	319206	1,554	-	-	-	-	-	-	-
Delinquent Assessments 2007	319207	5,441	-	-	-	-	-	-	-
Operating Income	343410	3,244,337	1,587,372	1,631,800	1,550,210	1,557,715	1,565,220	1,572,820	1,588,020
Transfer Station Receipts	343411	4,389,093	6,509,241	7,272,400	6,908,780	6,973,760	7,015,845	7,063,440	7,174,400
Resource Recovery (metals, etc)	343451	20,870	-	21,200	20,140	20,235	20,330	20,425	20,615
Hazardous Waste	343453	44,105	15,960	44,800	42,560	42,750	42,940	43,130	43,605
Interest Income - Investment	361110	108,347	-	-	-	-	-	-	-
Pool Interest Allocation	361111	322,489	447,063	427,500	406,125	406,125	406,125	406,125	406,125
Net Incr(decr) In Fmv Of Investment	361300	86,365	-	-	-	-	-	-	-
Tax Collector F.S. 125.315	361320	71	-	-	-	-	-	-	-
Equipment Buyback	364100	130,000	70,000	276,000	262,200	180,500	225,625	171,665	181,298
Other Miscellaneous Revenue	369900	-	14,250	15,000	14,250	14,250	14,250	14,250	14,250
Transfer From Fund 126	381126	1,688,803	1,357,650	1,328,013	1,328,013	1,358,080	1,417,118	1,444,469	1,575,030
Appropriated Fund Balance	399900	-	245,313	-	-	520,378	988,442	1,603,297	1,672,366
Total Revenues		11,460,766	11,660,922	12,494,613	11,936,283	12,484,828	13,113,960	13,764,811	14,115,149

Appropriations by Department/Division	Acct #	Actual FY 2009	Adopted FY 2010	Requested FY 2011	Budget FY 2011	Planned FY 2012	Planned FY 2013	Planned FY 2014	Planned FY 2015
Landfill Improvements	036002-534	81,081	140,000	100,000	100,000	100,000	100,000	100,000	100,000
Solid Waste Facility Heavy Equip. & Vehicle Replacement	036003-534	327,646	350,000	175,000	175,000	661,091	827,890	900,000	865,000
Solid Waste Technology	036008-534	-	-	45,000	45,000	-	-	-	-
Transfer Station Heavy Equip Replacement	036010-534	43,233	435,500	160,000	160,000	410,000	451,000	487,500	585,000
Equipment Service Bay	036014-534	-	-	-	-	-	-	190,000	-
HHW Collection Center	036019-534	12,618	-	-	-	-	-	-	-
Transfer Station Improvements	036023-534	2,200	412,000	50,000	50,000	50,000	100,000	100,000	150,000
Solid Waste Master Plan	036028-534	-	-	100,000	100,000	-	-	-	-
Recycling Hooklift Containers	036029-534	79,737	-	-	-	-	-	-	-
Solid Waste Learning Center	036030-534	-	-	105,000	105,000	-	-	-	-
Solid Waste Trolley	036031-534	-	-	45,000	45,000	-	-	-	-
Landfill Closure	435-534	2,019	521,456	533,836	533,836	546,583	559,709	573,224	587,140
Rural Waste Service Centers	437-534	825,875	913,870	965,230	963,068	991,680	1,051,050	1,077,307	1,104,653
Transfer Station Operations	441-534	5,716,868	5,280,220	5,807,400	5,804,710	6,029,453	6,261,894	6,504,093	6,819,392
Solid Waste Management Facility	442-534	1,778,507	2,070,645	2,113,490	2,110,656	2,117,109	2,145,328	2,175,902	2,205,855
Hazardous Waste	443-534	356,958	397,467	534,671	534,343	543,129	550,175	557,486	565,104
MIS Automation - Solid Waste Fund	470-534	15,493	16,755	16,821	16,821	16,821	16,821	16,821	16,821
Recycling Services & Education	471-534	335,061	464,807	400,760	400,110	348,737	355,939	363,448	371,293
Solid Waste - Risk	495-534	96,316	65,963	64,551	64,551	64,551	64,551	64,551	64,551
Indirect Costs - Solid Waste	499-534	470,391	564,100	553,675	553,675	575,822	598,855	622,809	647,721
Tax Collector	513-586	28,556	28,139	28,983	28,983	29,852	30,748	31,670	32,620
Budgeted Reserves - Solid Waste Fund	990-599	-	-	145,530	145,530	-	-	-	-
Total Appropriations		10,172,559	11,660,922	11,944,947	11,936,283	12,484,828	13,113,960	13,764,811	14,115,149

Leon County Government
Fiscal Year 2011 Budget

Solid Waste (401)

Revenues Less Appropriations	1,288,207	-	549,666	-	-	-	-	-
-------------------------------------	-----------	---	---------	---	---	---	---	---

Notes:

In FY11, the Board approved a \$1.3 million general revenue subsidy to this enterprise fund to pay for the unincorporated area rural waste collection centers, and to cover a portion of the disposal cost for solid waste collected in the unincorporated area. These two services are supported by the \$40 non ad valorem assessment. Due to the weak economy, the Board chose not to consider raising this assessment and continue the general revenue support for these services.

**Leon County Government
Fiscal Year 2011 Budget**

Amtrak Depot (420)

Fund Type: Enterprise

The Amtrak Depot Fund is an enterprise fund established in support of the County's operation of the Amtrak Depot for public benefit. Major revenue sources of the Amtrak Depot Fund include proceeds from rents charged to occupants of office space located within the facility. The fund is used to account for resources and expenditures associated with the operations and maintenance of the facility.

Revenue Sources	Acct #	Actual FY 2009	Adopted FY 2010	Requested FY 2011	Budget FY 2011	Planned FY 2012	Planned FY 2013	Planned FY 2014	Planned FY 2015
Pool Interest Allocation	361111	4,023	-	-	-	-	-	-	-
Appropriated Fund Balance	399900	-	25,000	25,000	25,000	25,000	25,000	25,000	25,000
Total Revenues		4,023	25,000	25,000	25,000	25,000	25,000	25,000	25,000

Appropriations by Department/Division	Acct #	Actual FY 2009	Adopted FY 2010	Requested FY 2011	Budget FY 2011	Planned FY 2012	Planned FY 2013	Planned FY 2014	Planned FY 2015
Amtrak Depot - Risk	495-590	2,101	1,253	2,016	2,016	2,016	2,016	2,016	2,016
Amtrak	496-590	-	23,747	22,984	22,984	22,984	22,984	22,984	22,984
Total Appropriations		2,101	25,000	25,000	25,000	25,000	25,000	25,000	25,000
Revenues Less Appropriations		1,922	-	-	-	-	-	-	-

**Leon County Government
Fiscal Year 2011 Budget**

Insurance Service (501)

Fund Type: Internal Services

The Insurance Service Fund is an internal service fund established in support of general County operations. Major revenue sources of the Insurance Service Fund include proceeds from interdepartmental billings. The fund is used to account for resources and expenditures associated with assessed premiums, claims, and administration of the County's Risk Management Program related to auto and property liability, workers' compensation, and other types of insurance.

Revenue Sources	Acct #	Actual FY 2009	Adopted FY 2010	Requested FY 2011	Budget FY 2011	Planned FY 2012	Planned FY 2013	Planned FY 2014	Planned FY 2015
Interest Income - Bank	361100	19,831	-	-	-	-	-	-	-
Interest Income - Investment	361110	(24,056)	-	-	-	-	-	-	-
Pool Interest Allocation	361111	311,145	149,911	104,500	99,275	99,275	99,275	99,275	99,275
Net Incr(decr) In Fmv Of Investment	361300	74,831	-	-	-	-	-	-	-
Insurance Replacement	369665	2,310	-	-	-	-	-	-	-
Other Miscellaneous Revenue	369900	11,109	-	-	-	-	-	-	-
Vehicle Insurance	396100	357,362	388,822	503,846	503,846	503,846	503,846	503,846	503,846
General Liability	396200	765,823	652,513	679,927	679,927	679,927	679,927	679,927	679,927
Aviation Insurance	396300	23,022	26,852	22,528	22,528	22,528	22,528	22,528	22,528
Property Insurance	396400	1,459,795	891,501	935,009	935,009	935,009	935,009	935,009	935,009
Workers Compensation Insurance	396600	2,140,068	1,997,299	2,091,278	2,091,278	2,091,278	2,091,278	2,091,278	2,091,278
Total Revenues		5,141,240	4,106,898	4,337,088	4,331,863	4,331,863	4,331,863	4,331,863	4,331,863

Appropriations by Department/Division	Acct #	Actual FY 2009	Adopted FY 2010	Requested FY 2011	Budget FY 2011	Planned FY 2012	Planned FY 2013	Planned FY 2014	Planned FY 2015
Risk Management	132-513	243,563	242,898	246,990	246,529	253,305	257,953	262,804	267,880
Indirect Costs - Insurance Service	499-596	35,075	36,500	35,316	35,316	36,729	38,198	39,726	41,315
Workers Comp Risk Management	821-596	2,739,026	3,827,500	4,050,018	4,050,018	4,041,829	4,035,712	4,029,333	4,022,668
Transfers	950-581	2,500,000	-	-	-	-	-	-	-
Total Appropriations		5,517,664	4,106,898	4,332,324	4,331,863	4,331,863	4,331,863	4,331,863	4,331,863
Revenues Less Appropriations		(376,424)	-	4,764	-	-	-	-	-

**Leon County Government
Fiscal Year 2011 Budget**

Communications Trust (502)

Fund Type: Internal Services

The Communications Trust Fund is an internal service fund established to account for the resources and expenditures associated with the County's communication network, which includes the telephone and internet systems. The individual departments and agencies are assessed based on the number of internet connections, data lines, and telephone usage within their individual areas.

Revenue Sources	Acct #	Actual FY 2009	Adopted FY 2010	Requested FY 2011	Budget FY 2011	Planned FY 2012	Planned FY 2013	Planned FY 2014	Planned FY 2015
Pool Interest Allocation	361111	(393)	-	-	-	-	-	-	-
Departmental Billings	394000	268,822	237,785	177,355	177,355	177,355	177,355	177,355	177,355
Departmental Billings - MIS Automation	394200	472,571	388,910	265,500	265,500	265,500	265,500	265,500	265,500
Total Revenues		741,000	626,695	442,855	442,855	442,855	442,855	442,855	442,855

Appropriations by Department/Division	Acct #	Actual FY 2009	Adopted FY 2010	Requested FY 2011	Budget FY 2011	Planned FY 2012	Planned FY 2013	Planned FY 2014	Planned FY 2015
Communications Trust	900-590	690,163	626,695	355,100	355,100	355,100	355,100	355,100	355,100
Communications Trust	900-713	66,829	-	87,755	87,755	87,755	87,755	87,755	87,755
Total Appropriations		756,992	626,695	442,855	442,855	442,855	442,855	442,855	442,855
Revenues Less Appropriations		(15,992)	-	-	-	-	-	-	-

**Leon County Government
Fiscal Year 2011 Budget**

Motor Pool (505)

Fund Type: Internal Services

The Motor Pool Fund is an internal service fund established to account for the costs associated with operating and maintaining the County's fleet of vehicles and heavy equipment. This internal service fund generates its revenues from direct billings by the Fleet Management Department to other departmental users. Fuel purchased by the Fleet Management Department is supplied to departmental users at cost plus a minor surcharge. Repairs and maintenance performed by the Fleet Management Department are charged to users at the costs of parts plus an applicable shop rate.

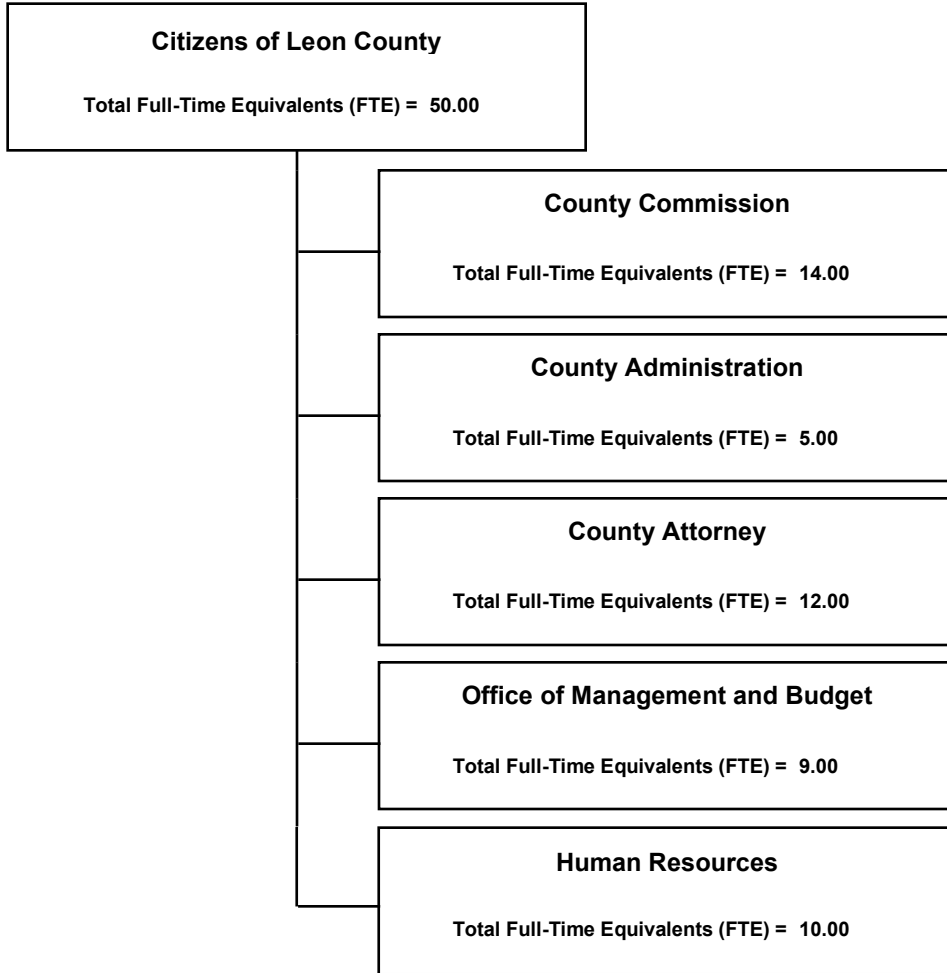
Revenue Sources	Acct #	Actual FY 2009	Adopted FY 2010	Requested FY 2011	Budget FY 2011	Planned FY 2012	Planned FY 2013	Planned FY 2014	Planned FY 2015
Departmental Billings - Fleet	394100	1,135,229	1,399,996	1,513,671	1,513,671	1,537,095	1,561,548	1,587,064	1,613,725
Gas And Oil Sales	395100	1,143,345	1,600,135	1,616,780	1,616,780	1,616,780	1,616,780	1,616,780	1,616,780
Total Revenues		2,278,574	3,000,131	3,130,451	3,130,451	3,153,875	3,178,328	3,203,844	3,230,505

Appropriations by Department/Division	Acct #	Actual FY 2009	Adopted FY 2010	Requested FY 2011	Budget FY 2011	Planned FY 2012	Planned FY 2013	Planned FY 2014	Planned FY 2015
Fleet Maintenance	425-591	1,168,776	2,930,943	3,086,305	3,083,086	3,113,758	3,139,858	3,167,117	3,195,705
MIS Automation - Motor Pool Fund	470-519	-	615	626	626	626	626	626	626
Fleet Maintenance - Risk	495-591	19,894	13,859	12,922	12,922	12,922	12,922	12,922	12,922
Budgeted Reserves - Motor Pool Fund	990-599	-	54,714	33,817	33,817	26,569	24,922	23,179	21,252
Total Appropriations		1,188,670	3,000,131	3,133,670	3,130,451	3,153,875	3,178,328	3,203,844	3,230,505
Revenues Less Appropriations		1,089,904	-	(3,219)	-	-	-	-	-

Legislative/Administrative

Organizational Chart	6 -2
Executive Summary	6 -3
Legislative/Administrative Summary	6 -4
County Commission	6 -5
County Administration	6 -16
County Attorney	6 -18
Office of Management & Budget/Risk Management	6 -21
Human Resources	6 -26

Legislative/Administrative



Legislative/Administrative

Executive Summary

The Legislative/Administrative section of the Leon County FY 2011 Annual Budget is comprised of the Board of County Commissioners, County Administration, the County Attorney's Office, the Office of Management & Budget, and Human Resources.

The Board of County Commissioners provides leadership and direction to County departments and programs. County Administration facilitates the delivery of services consistent with priorities and policies established by the Board. The County Attorney provides legal services for the Board and all departments under the Board. The Office of Management & Budget provides financial management and guidance to the Board, County Administrator, and other departments. Human Resources provide services in the areas of recruitment, employment, benefits, compensation, workplace safety, and regulatory compliance.

HIGHLIGHTS

The Board of County Commissioners has provided guidance and direction relating to County priorities during a time of economic stress and reduced resources. The Boards' established priorities for the budget are:

1. Economic Development
2. Climate Change and Sustainability
3. Protection of Water Bodies Countywide
4. Comprehensive Program to Address Recidivism Reduction
5. Revenue Diversification
6. Southern Strategy
7. Functional Consolidation
8. Fire/EMS Merger and Joint Dispatch Facility
9. Primary and Mental Health Care for the Uninsured
10. Increasing Citizen Input

The Board adopted the FY 2011 balanced budget while maintaining the current millage rate. Without raising property taxes, the Board was able to reduce the FY11 budget by \$3 million, from \$247 million in FY10 to \$244 million in FY11.

Additionally, resources were provided in the budget in order to support the Boards' identified priorities.

County Administration will continue to provide leadership and direction to County employees, to facilitate the implementation of Board priorities and policies and to manage the operation of County functions to ensure the delivery of cost effective, customer responsive public services within the bounds of available resources. The County Administration function was reorganized to reduce personnel service costs and improve efficiencies.

The Board approved funding for two positions in the County Attorney's Office, an Assistant County Attorney and a Legal Assistant. The County Attorney requested the positions to more efficiently manage the workload demands of the office. This returns the County Attorney's Office to FY 2009 staffing levels.

The Office of Management & Budget (OMB) developed a balanced Operating and Capital Improvement Program budget. On behalf of the County Administrator, as adopted by the Board, OMB provides the County's Operating Budget, Capital Improvement Program, and Budget in Brief on the Internet for better accessibility by the public. OMB received the Government Finance Officers Association of the US and Canada's Distinguished Budget Award for the 20th consecutive year.

Human Resources (HR) continues to provide recruitment, employment, benefits, compensation, and regulatory compliance services in order to attract and retain a highly talented, committed, and diverse Leon County workforce. The Board approved continued funding for the comprehensive wellness program, helping employees develop healthy lifestyles through education. As part of the FY 2011 budget, the board also approved funding for a position to manage the "Project Search" pilot program which provides internships for senior high school students with disabilities.

**Leon County Government
Fiscal Year 2011 Budget**

Legislative/Administrative

Budgetary Costs	FY 2009 Actual	FY 2010 Adopted	FY 2011 Continuation	FY 2011 Issues	FY 2011 Budget	FY 2012 Budget
Personnel Services	4,325,759	4,705,320	4,765,244	173,240	4,938,484	5,375,076
Operating	749,975	1,096,095	1,095,782	67,175	1,162,957	1,112,957
Total Budgetary Costs	<u>5,075,734</u>	<u>5,801,415</u>	<u>5,861,026</u>	<u>240,415</u>	<u>6,101,441</u>	<u>6,488,033</u>
Appropriations	FY 2009 Actual	FY 2010 Adopted	FY 2011 Continuation	FY 2011 Issues	FY 2011 Budget	FY 2012 Budget
County Commission	1,392,897	1,377,740	1,404,766	-	1,404,766	1,582,295
County Administration	483,465	755,748	714,224	-	714,224	778,505
County Attorney	1,342,202	1,604,096	1,631,954	148,844	1,780,798	1,866,098
Office of Management and Budget	880,459	995,939	1,034,040	-	1,034,040	1,094,048
Human Resources	976,711	1,067,892	1,076,042	91,571	1,167,613	1,167,087
Total Budget	<u>5,075,734</u>	<u>5,801,415</u>	<u>5,861,026</u>	<u>240,415</u>	<u>6,101,441</u>	<u>6,488,033</u>
Funding Sources	FY 2009 Actual	FY 2010 Adopted	FY 2011 Continuation	FY 2011 Issues	FY 2011 Budget	FY 2012 Budget
001 General Fund	4,832,171	5,558,517	5,614,497	240,415	5,854,912	6,234,728
501 Insurance Service	243,563	242,898	246,529	-	246,529	253,305
Total Revenues	<u>5,075,734</u>	<u>5,801,415</u>	<u>5,861,026</u>	<u>240,415</u>	<u>6,101,441</u>	<u>6,488,033</u>
Staffing Summary	FY 2009 Actual	FY 2010 Adopted	FY 2011 Continuation	FY 2011 Issues	FY 2011 Budget	FY 2012 Budget
County Administration	6.00	5.00	5.00	-	5.00	5.00
County Attorney	12.00	10.00	10.00	2.00	12.00	12.00
County Commission	14.00	14.00	14.00	-	14.00	14.00
Human Resources	10.00	10.00	10.00	-	10.00	10.00
Office of Management and Budget	9.00	9.00	9.00	-	9.00	9.00
Total Full-Time Equivalents (FTE)	<u>51.00</u>	<u>48.00</u>	<u>48.00</u>	<u>2.00</u>	<u>50.00</u>	<u>50.00</u>
OPS Staffing Summary	FY 2009 Actual	FY 2010 Adopted	FY 2011 Continuation	FY 2011 Issues	FY 2011 Budget	FY 2012 Budget
Human Resources	-	-	-	1.00	1.00	1.00
Total OPS Full-Time Equivalents (FTE)	<u>-</u>	<u>-</u>	<u>-</u>	<u>1.00</u>	<u>1.00</u>	<u>1.00</u>

**Leon County Government
Fiscal Year 2011 Budget**

**Legislative/Administrative
County Commission Summary**

Budgetary Costs	FY 2009 Actual	FY 2010 Adopted	FY 2011 Continuation	FY 2011 Issues	FY 2011 Budget	FY 2012 Budget
Personnel Services	1,312,193	1,285,780	1,312,936	-	1,312,936	1,490,465
Operating	80,704	91,960	91,830	-	91,830	91,830
Total Budgetary Costs	1,392,897	1,377,740	1,404,766	-	1,404,766	1,582,295
Appropriations	FY 2009 Actual	FY 2010 Adopted	FY 2011 Continuation	FY 2011 Issues	FY 2011 Budget	FY 2012 Budget
Commission At-large 6 (001-106-511)	9,498	9,500	9,500	-	9,500	9,500
Commission At-large 7 (001-107-511)	9,467	9,500	9,500	-	9,500	9,500
Commission District 1 (001-101-511)	9,369	9,500	9,500	-	9,500	9,500
Commission District 2 (001-102-511)	6,836	9,500	9,500	-	9,500	9,500
Commission District 3 (001-103-511)	4,903	9,500	9,500	-	9,500	9,500
Commission District 4 (001-104-511)	7,619	9,500	9,500	-	9,500	9,500
Commission District 5 (001-105-511)	9,500	9,500	9,500	-	9,500	9,500
Commissioners' Account (001-108-511)	23,512	25,460	25,330	-	25,330	25,330
County Commission (001-100-511)	1,312,193	1,285,780	1,312,936	-	1,312,936	1,490,465
Total Budget	1,392,897	1,377,740	1,404,766	-	1,404,766	1,582,295
Funding Sources	FY 2009 Actual	FY 2010 Adopted	FY 2011 Continuation	FY 2011 Issues	FY 2011 Budget	FY 2012 Budget
001 General Fund	1,392,897	1,377,740	1,404,766	-	1,404,766	1,582,295
Total Revenues	1,392,897	1,377,740	1,404,766	-	1,404,766	1,582,295
Staffing Summary	FY 2009 Actual	FY 2010 Adopted	FY 2011 Continuation	FY 2011 Issues	FY 2011 Budget	FY 2012 Budget
County Commission	14.00	14.00	14.00	-	14.00	14.00
Total Full-Time Equivalents (FTE)	14.00	14.00	14.00	-	14.00	14.00

Legislative/Administrative

County Commission - County Commission (001-10X-511)

Mission

The goal of the County Commission is to serve as elected officers and fiscal representatives of the County as well as to serve as the legislative and governing body of the County government.

Goals

1. Provide leadership and direction to County departments and programs in order to facilitate efficient and cost effective delivery of services.
2. Safeguard the citizens' tax dollars through the funding of necessary and effective programs that serve to improve and enhance the quality of life in Leon County.

Statutory Responsibilities

County Charter and all applicable Florida Laws

Advisory Board

Apalachee Regional Planning Council; Audit Advisory Committee; Canopy Roads Citizen Advisory Committee; Canvassing Board; Capital Region Transportation Planning Agency; Challenger Learning Center Board; Civic Center Authority; Community Health Coordinating Board; Congressional Healthcare Committee; Council on Culture and Arts; Criminal Justice Coordinating Council; Criminal Justice, Mental Health, and Substance Abuse Reinvestment Advisory Council; Downtown Improvement Authority; Downtown Merchants and Business Association; Economic Development Council; Enterprise Zone Development Agency Board of Directors; Geographical Information Systems Executive Committee; Joint County/City/School Board Coordinating Committee on Public School Concurrency and Facility Planning; Joint Planning Board (Community Human Service Partnership); Public Safety Coordinating Council; Research & Development Authority; Science Advisory Committee; Tourist Development Council; Transportation Disadvantaged Coordination Board; Value Adjustment Board; Watershed Management Policy Board

**Leon County Government
Fiscal Year 2011 Budget**

Legislative/Administrative

County Commission - County Commission (001-100-511)

Budgetary Costs	FY 2009 Actual	FY 2010 Adopted	FY 2011 Continuation	FY 2011 Issues	FY 2011 Budget	FY 2012 Budget
Personnel Services	1,312,193	1,285,780	1,312,936	-	1,312,936	1,490,465
Total Budgetary Costs	1,312,193	1,285,780	1,312,936	-	1,312,936	1,490,465
Funding Sources	FY 2009 Actual	FY 2010 Adopted	FY 2011 Continuation	FY 2011 Issues	FY 2011 Budget	FY 2012 Budget
001 General Fund	1,312,193	1,285,780	1,312,936	-	1,312,936	1,490,465
Total Revenues	1,312,193	1,285,780	1,312,936	-	1,312,936	1,490,465
Staffing Summary	FY 2009 Actual	FY 2010 Adopted	FY 2011 Continuation	FY 2011 Issues	FY 2011 Budget	FY 2012 Budget
Commission Aide	7.00	7.00	7.00	-	7.00	7.00
County Commissioner	7.00	7.00	7.00	-	7.00	7.00
Total Full-Time Equivalents (FTE)	14.00	14.00	14.00	-	14.00	14.00

Notes:

The major variances for the FY 2011 County Commission budget are as follows:

Increases to Program Funding:

1. Increase reflects Florida Retirement System, Health Insurance and the remainder of the Cost of Living adjustment approved by the Board effective April 1, 2010.

**Leon County Government
Fiscal Year 2011 Budget**

Legislative/Administrative

County Commission - Commission District 1 (001-101-511)

Budgetary Costs	FY 2009 Actual	FY 2010 Adopted	FY 2011 Continuation	FY 2011 Issues	FY 2011 Budget	FY 2012 Budget
Operating	9,369	9,500	9,500	-	9,500	9,500
Total Budgetary Costs	9,369	9,500	9,500	-	9,500	9,500
<hr/>						
Funding Sources	FY 2009 Actual	FY 2010 Adopted	FY 2011 Continuation	FY 2011 Issues	FY 2011 Budget	FY 2012 Budget
001 General Fund	9,369	9,500	9,500	-	9,500	9,500
Total Revenues	9,369	9,500	9,500	-	9,500	9,500

Notes:
This program is recommended at the same funding level as the prior fiscal year.

**Leon County Government
Fiscal Year 2011 Budget**

Legislative/Administrative

County Commission - Commission District 2 (001-102-511)

Budgetary Costs	FY 2009 Actual	FY 2010 Adopted	FY 2011 Continuation	FY 2011 Issues	FY 2011 Budget	FY 2012 Budget
Operating	6,836	9,500	9,500	-	9,500	9,500
Total Budgetary Costs	6,836	9,500	9,500	-	9,500	9,500
<hr/>						
Funding Sources	FY 2009 Actual	FY 2010 Adopted	FY 2011 Continuation	FY 2011 Issues	FY 2011 Budget	FY 2012 Budget
001 General Fund	6,836	9,500	9,500	-	9,500	9,500
Total Revenues	6,836	9,500	9,500	-	9,500	9,500

Notes:
This program is recommended at the same funding level as the prior fiscal year.

**Leon County Government
Fiscal Year 2011 Budget**

Legislative/Administrative

County Commission - Commission District 3 (001-103-511)

Budgetary Costs	FY 2009 Actual	FY 2010 Adopted	FY 2011 Continuation	FY 2011 Issues	FY 2011 Budget	FY 2012 Budget
Operating	4,903	9,500	9,500	-	9,500	9,500
Total Budgetary Costs	4,903	9,500	9,500	-	9,500	9,500
<hr/>						
Funding Sources	FY 2009 Actual	FY 2010 Adopted	FY 2011 Continuation	FY 2011 Issues	FY 2011 Budget	FY 2012 Budget
001 General Fund	4,903	9,500	9,500	-	9,500	9,500
Total Revenues	4,903	9,500	9,500	-	9,500	9,500

Notes:
This program is recommended at the same funding level as the prior fiscal year.

**Leon County Government
Fiscal Year 2011 Budget**

Legislative/Administrative

County Commission - Commission District 4 (001-104-511)

Budgetary Costs	FY 2009 Actual	FY 2010 Adopted	FY 2011 Continuation	FY 2011 Issues	FY 2011 Budget	FY 2012 Budget
Operating	7,619	9,500	9,500	-	9,500	9,500
Total Budgetary Costs	7,619	9,500	9,500	-	9,500	9,500
<hr/>						
Funding Sources	FY 2009 Actual	FY 2010 Adopted	FY 2011 Continuation	FY 2011 Issues	FY 2011 Budget	FY 2012 Budget
001 General Fund	7,619	9,500	9,500	-	9,500	9,500
Total Revenues	7,619	9,500	9,500	-	9,500	9,500

Notes:
This program is recommended at the same funding level as the prior fiscal year.

**Leon County Government
Fiscal Year 2011 Budget**

Legislative/Administrative

County Commission - Commission District 5 (001-105-511)

Budgetary Costs	FY 2009 Actual	FY 2010 Adopted	FY 2011 Continuation	FY 2011 Issues	FY 2011 Budget	FY 2012 Budget
Operating	9,500	9,500	9,500	-	9,500	9,500
Total Budgetary Costs	9,500	9,500	9,500	-	9,500	9,500
<hr/>						
Funding Sources	FY 2009 Actual	FY 2010 Adopted	FY 2011 Continuation	FY 2011 Issues	FY 2011 Budget	FY 2012 Budget
001 General Fund	9,500	9,500	9,500	-	9,500	9,500
Total Revenues	9,500	9,500	9,500	-	9,500	9,500

Notes:

This program is recommended at the same funding level as the prior fiscal year.

**Leon County Government
Fiscal Year 2011 Budget**

Legislative/Administrative

County Commission - Commission At-large 6 (001-106-511)

Budgetary Costs	FY 2009 Actual	FY 2010 Adopted	FY 2011 Continuation	FY 2011 Issues	FY 2011 Budget	FY 2012 Budget
Operating	9,498	9,500	9,500	-	9,500	9,500
Total Budgetary Costs	9,498	9,500	9,500	-	9,500	9,500
<hr/>						
Funding Sources	FY 2009 Actual	FY 2010 Adopted	FY 2011 Continuation	FY 2011 Issues	FY 2011 Budget	FY 2012 Budget
001 General Fund	9,498	9,500	9,500	-	9,500	9,500
Total Revenues	9,498	9,500	9,500	-	9,500	9,500

Notes:

This program is recommended at the same funding level as the prior fiscal year.

**Leon County Government
Fiscal Year 2011 Budget**

Legislative/Administrative

County Commission - Commission At-large 7 (001-107-511)

Budgetary Costs	FY 2009 Actual	FY 2010 Adopted	FY 2011 Continuation	FY 2011 Issues	FY 2011 Budget	FY 2012 Budget
Operating	9,467	9,500	9,500	-	9,500	9,500
Total Budgetary Costs	9,467	9,500	9,500	-	9,500	9,500
<hr/>						
Funding Sources	FY 2009 Actual	FY 2010 Adopted	FY 2011 Continuation	FY 2011 Issues	FY 2011 Budget	FY 2012 Budget
001 General Fund	9,467	9,500	9,500	-	9,500	9,500
Total Revenues	9,467	9,500	9,500	-	9,500	9,500

Notes:

This program is recommended at the same funding level as the prior fiscal year.

**Leon County Government
Fiscal Year 2011 Budget**

Legislative/Administrative

County Commission - Commissioners' Account (001-108-511)

Budgetary Costs	FY 2009 Actual	FY 2010 Adopted	FY 2011 Continuation	FY 2011 Issues	FY 2011 Budget	FY 2012 Budget
Operating	23,512	25,460	25,330	-	25,330	25,330
Total Budgetary Costs	23,512	25,460	25,330	-	25,330	25,330
Funding Sources	FY 2009 Actual	FY 2010 Adopted	FY 2011 Continuation	FY 2011 Issues	FY 2011 Budget	FY 2012 Budget
001 General Fund	23,512	25,460	25,330	-	25,330	25,330
Total Revenues	23,512	25,460	25,330	-	25,330	25,330

Notes:

The major variances for the FY 2011 Commissioners' Account budget are as follows:

Decreases to Program Funding

1. Communication costs for the phone system in the amount of \$130.

Legislative/Administrative County Administration (001-110-512)

Goals

The goal of the County Administration is to provide leadership and direction to County employees, to facilitate the implementation of Board priorities and policies and to manage the operation of County functions to ensure the delivery of cost effective, customer responsive public services within the bounds of available resources.

Objectives

1. Provide leadership, coordination, and direction to County departments to facilitate the delivery of services consistent with Board priorities and policies.
2. Develop Action Plans and implement Annual Board Retreat Priorities.
3. Present Agenda Requests to the Board and provide staff recommendations on County issues requiring Board review and approval.
4. Meet with County employees at least once annually to discuss County issues, hear employee concerns, and implement improvements in County processes.
5. Respond to citizen requests for information and public requests for service in an effective and timely manner.

Statutory Responsibilities

County Administration is responsible for ensuring compliance with all applicable County Laws and Statutes administered by programs under the Board of County Commissioners.

Advisory Board

Chair of the Public Safety Communications Board

**Leon County Government
Fiscal Year 2011 Budget**

**Legislative/Administrative
County Administration (001-110-512)**

Budgetary Costs	FY 2009 Actual	FY 2010 Adopted	FY 2011 Continuation	FY 2011 Issues	FY 2011 Budget	FY 2012 Budget
Personnel Services	476,089	742,461	700,902	-	700,902	765,183
Operating	7,376	13,287	13,322	-	13,322	13,322
Total Budgetary Costs	483,465	755,748	714,224	-	714,224	778,505
Funding Sources	FY 2009 Actual	FY 2010 Adopted	FY 2011 Continuation	FY 2011 Issues	FY 2011 Budget	FY 2012 Budget
001 General Fund	483,465	755,748	714,224	-	714,224	778,505
Total Revenues	483,465	755,748	714,224	-	714,224	778,505
Staffing Summary	FY 2009 Actual	FY 2010 Adopted	FY 2011 Continuation	FY 2011 Issues	FY 2011 Budget	FY 2012 Budget
Agenda Coordinator	1.00	1.00	1.00	-	1.00	1.00
Assistant to the County Administrator	1.00	-	-	-	-	-
Asst. to the Mgmt. Serv. Dir	1.00	1.00	-	-	-	-
County Administrator	1.00	1.00	1.00	-	1.00	1.00
Mgmt Services Director	1.00	-	-	-	-	-
Sr. Executive Assistant	1.00	1.00	1.00	-	1.00	1.00
Executive Assistant	-	-	1.00	-	1.00	1.00
Sr. Asst. to the County Administrator	-	1.00	1.00	-	1.00	1.00
Total Full-Time Equivalents (FTE)	6.00	5.00	5.00	-	5.00	5.00

Notes:

The major variances for the FY 2011 County Administration budget are as follows:

Increases to Program Funding:

1. Increase reflects Florida Retirement System, Health Insurance and the remainder of the Cost of Living adjustment approved by the Board effective April 1, 2010.
2. Costs associated with communications charges.

Decreases to Program Funding:

1. Personnel costs due to the mid-year FY10 reclassification of the Assistant to the Management Services Director to an Executive Assistant as part of the reorganization effort initiated in FY 2010.
2. Costs associated with workers' compensation.

**Leon County Government
Fiscal Year 2011 Budget**

**Legislative/Administrative
County Attorney Summary**

Budgetary Costs	FY 2009 Actual	FY 2010 Adopted	FY 2011 Continuation	FY 2011 Issues	FY 2011 Budget	FY 2012 Budget
Personnel Services	1,033,893	1,053,225	1,081,238	131,669	1,212,907	1,298,207
Operating	308,309	550,871	550,716	17,175	567,891	567,891
Total Budgetary Costs	<u>1,342,202</u>	<u>1,604,096</u>	<u>1,631,954</u>	<u>148,844</u>	<u>1,780,798</u>	<u>1,866,098</u>
Appropriations	FY 2009 Actual	FY 2010 Adopted	FY 2011 Continuation	FY 2011 Issues	FY 2011 Budget	FY 2012 Budget
County Attorney (001-120-514)	1,342,202	1,604,096	1,631,954	148,844	1,780,798	1,866,098
Total Budget	<u>1,342,202</u>	<u>1,604,096</u>	<u>1,631,954</u>	<u>148,844</u>	<u>1,780,798</u>	<u>1,866,098</u>
Funding Sources	FY 2009 Actual	FY 2010 Adopted	FY 2011 Continuation	FY 2011 Issues	FY 2011 Budget	FY 2012 Budget
001 General Fund	1,342,202	1,604,096	1,631,954	148,844	1,780,798	1,866,098
Total Revenues	<u>1,342,202</u>	<u>1,604,096</u>	<u>1,631,954</u>	<u>148,844</u>	<u>1,780,798</u>	<u>1,866,098</u>
Staffing Summary	FY 2009 Actual	FY 2010 Adopted	FY 2011 Continuation	FY 2011 Issues	FY 2011 Budget	FY 2012 Budget
County Attorney	10.00	10.00	10.00	2.00	12.00	12.00
Eminent Domain/Real Estate Attorney	2.00	-	-	-	-	-
Total Full-Time Equivalents (FTE)	<u>12.00</u>	<u>10.00</u>	<u>10.00</u>	<u>2.00</u>	<u>12.00</u>	<u>12.00</u>

Legislative/Administrative

County Attorney - County Attorney (001-120-514)

Goals

The goal of the County Attorney's Office is to provide high quality legal representation to the Board of County Commissioners, all departments and divisions under the Board, the County Administrator, and certain other boards and officials of Leon County as directed by the Board of County Commissioners

Objectives

1. Advising, counseling, and providing legal opinions to the Board of County Commissioners and to County Administration.
2. Representing clients (BCC, County Departments and employees) in litigation matters before the Courts and before administrative agencies such as the Division of Administrative Hearings, Code Enforcement Board, and Board of Adjustment and Appeals.
3. Preparing briefs and making oral arguments before various appellate courts in cases on appeal.
4. Representing Leon County in employment related matters before agencies such as the Florida Commission on Human Relations and the Agency for Work Force Innovation.
5. Providing legal education seminars to Senior Management staff.
6. Preparing materials and presenting workshops to the Board of County Commissioners.
7. Representing the Board of County Commissioners and County Administration in negotiating contracts.
8. Researching and drafting for Board consideration legal documents such as contracts, ordinances, resolutions, and Board policies.
9. Reviewing documents to be signed by the Chairman or the County Administrator, or their designees, other than routine correspondence.
10. Preparing and reviewing legal advertisements relating to the adoption of ordinances and certain meetings of the Board of County Commissioners.
11. Reviewing documentation relating to subdivision approval, including plats, maintenance agreements, restrictive covenants, and so forth.
12. Working with County staff in responding to public records requests.

Real Estate and Eminent Domain

1. Representing the Board of County Commissioners and County Administration in negotiating real estate and eminent domain contracts.
2. Commencing eminent domain lawsuits when necessary.
3. Participating in committee work dealing with the establishment and implementation of various Leon County programs involving real estate transactional matters such as Flood Lands Exchange Program, County Lands Survey Program, Flooded Property Acquisition Program, Private Paved Roads Repair Services Program, and Homestead Loss Prevention Program.
4. Representing Leon County, the Board of County Commissioners, and the County's departments and employees, in their capacity as a County employee, in all eminent domain matters, including road widening projects, drainage improvement projects, and 2/3 special assessment paving projects.
5. Reviewing and/or preparing legal documents such as purchase and sale agreements, lease agreements, eminent domain acquisition documents.

Statutory Responsibilities

Chapter 112, Florida Statutes, Public Officers and Employees
Chapter 119, Florida Statutes, Public Records
Chapter 73, Florida Statutes, Eminent Domain
Chapter 74, Florida Statutes, Proceedings Supplemental to Eminent Domain
Chapter 127, Florida Statutes, Right of Eminent Domain to Counties

Advisory Board

The County Attorney's Office represents the Board of County Commissioners, the Canvassing Board, the Tourist Development Council, and the Contractors Licensing Board, and represents staff before the Code Enforcement Board and the Board of Adjustment and Appeals.

**Leon County Government
Fiscal Year 2011 Budget**

**Legislative/Administrative
County Attorney - County Attorney (001-120-514)**

Budgetary Costs	FY 2009 Actual	FY 2010 Adopted	FY 2011 Continuation	FY 2011 Issues	FY 2011 Budget	FY 2012 Budget
Personnel Services	1,033,893	1,053,225	1,081,238	131,669	1,212,907	1,298,207
Operating	308,309	550,871	550,716	17,175	567,891	567,891
Total Budgetary Costs	1,342,202	1,604,096	1,631,954	148,844	1,780,798	1,866,098
Funding Sources	FY 2009 Actual	FY 2010 Adopted	FY 2011 Continuation	FY 2011 Issues	FY 2011 Budget	FY 2012 Budget
001 General Fund	1,342,202	1,604,096	1,631,954	148,844	1,780,798	1,866,098
Total Revenues	1,342,202	1,604,096	1,631,954	148,844	1,780,798	1,866,098
Staffing Summary	FY 2009 Actual	FY 2010 Adopted	FY 2011 Continuation	FY 2011 Issues	FY 2011 Budget	FY 2012 Budget
Administrative Associate III	1.00	1.00	1.00	-	1.00	1.00
Asst County Attorney	2.00	2.00	2.00	1.00	3.00	3.00
County Attorney	1.00	1.00	1.00	-	1.00	1.00
Legal Administrator	1.00	1.00	1.00	-	1.00	1.00
Legal Records Specialist	1.00	1.00	1.00	-	1.00	1.00
Legal Assistant	1.00	1.00	1.00	1.00	2.00	2.00
Sr. Legal Assistant	1.00	1.00	1.00	-	1.00	1.00
Paralegal	1.00	1.00	1.00	-	1.00	1.00
Sr Asst County Attorney	1.00	1.00	1.00	-	1.00	1.00
Total Full-Time Equivalents (FTE)	10.00	10.00	10.00	2.00	12.00	12.00

Notes:

The major variances for the FY 2011 County Attorney budget are as follows:

Increases to Program Funding:

1. Increase reflects Florida Retirement System, Health Insurance and the remainder of the Cost of Living adjustment approved by the Board effective April 1, 2010.
2. Personnel Costs associated with the funding of an Assistant County Attorney and Legal Assistant positions for FY11 in the amount of \$131,669.
3. Operating Costs associated with the funding of 2 new positions (travel and training, BAR membership, and office supplies) in the amount of \$17,175.

**Leon County Government
Fiscal Year 2011 Budget**

**Legislative/Administrative
Office of Management and Budget Summary**

Budgetary Costs	FY 2009 Actual	FY 2010 Adopted	FY 2011 Continuation	FY 2011 Issues	FY 2011 Budget	FY 2012 Budget
Personnel Services	696,477	795,349	833,453	-	833,453	893,461
Operating	183,982	200,590	200,587	-	200,587	200,587
Total Budgetary Costs	880,459	995,939	1,034,040	-	1,034,040	1,094,048
Appropriations	FY 2009 Actual	FY 2010 Adopted	FY 2011 Continuation	FY 2011 Issues	FY 2011 Budget	FY 2012 Budget
Office of Management & Budget (001-130-513)	636,896	753,041	787,511	-	787,511	840,743
Risk Management (501-132-513)	243,563	242,898	246,529	-	246,529	253,305
Total Budget	880,459	995,939	1,034,040	-	1,034,040	1,094,048
Funding Sources	FY 2009 Actual	FY 2010 Adopted	FY 2011 Continuation	FY 2011 Issues	FY 2011 Budget	FY 2012 Budget
001 General Fund	636,896	753,041	787,511	-	787,511	840,743
501 Insurance Service	243,563	242,898	246,529	-	246,529	253,305
Total Revenues	880,459	995,939	1,034,040	-	1,034,040	1,094,048
Staffing Summary	FY 2009 Actual	FY 2010 Adopted	FY 2011 Continuation	FY 2011 Issues	FY 2011 Budget	FY 2012 Budget
Office of Management & Budget	7.90	7.90	7.90	-	7.90	7.90
Risk Management	1.10	1.10	1.10	-	1.10	1.10
Total Full-Time Equivalents (FTE)	9.00	9.00	9.00	-	9.00	9.00

Legislative/Administrative

Office of Management and Budget - Office of Management & Budget (001-130-513)

Goals

The goal of the Office of Management & Budget is to continuously enhance the quality of County services by optimizing the use of County financial resources through the effective provision of planning, policy analysis, budget development, budget implementation and program evaluation services to benefit citizens, elected officials and staff.

Objectives

1. Provide financial management assistance to the County Administrator and other departments.
2. Responsible for the development, monitoring, and control of the annual operating budget and capital improvement program.
3. Forecast and monitor County revenues.
4. Responsible for the County's annual Truth-in-Millage (TRIM) process.
5. Conduct research and fiscal policy analysis for special projects as requested by the County Administrator and Board.

Statutory Responsibilities

Florida Statute, Chapter 125 "County Government"; Florida Statute, Chapter 129 "County Annual Budget"; Florida Statute, Chapter 200 "Determination of Millage"

Advisory Board

Financial Investment Advisory Committee; Investment Oversight Committee; Blueprint 2000 Finance Committee

Benchmarking

Benchmark Data	Leon County	Benchmark
Employees per 1,000 residents	1:34,350	1:32,600

Benchmark source: FY 2010 budget survey of comparable counties

Average size staff is 9.0; range of 8.0 to 11.0 FTEs; population ranges from 256,232 to 330,440; Leon County OMB staff size is 8.0 with a population of 274,803.

Performance Measures

Performance Measures	FY 2008 Actual	FY2009 Actual	FY 2010 Estimate	FY2011 Estimate
Meet all requirements of FL Statutes 129 and 200 Truth-in-Millage (TRIM)	Yes	Yes	Yes	Yes
Forecast actual major revenue source within 5% of the budget (actual collections as a % of budget)	99%	98%	98%	99%
Process budget amendment requests within 2 business days or the next scheduled Board meeting (% is an estimate)	99.5%	100%	100%	100%
Develop and print 2 semi-annual performance reports by May 30 and November 30	2	2	2	2
Review all agenda items in less than 2 days 95% of the time	96%	91%	97%	98%

**Leon County Government
Fiscal Year 2011 Budget**

Legislative/Administrative

Office of Management and Budget - Office of Management & Budget (001-130-513)

Budgetary Costs	FY 2009 Actual	FY 2010 Adopted	FY 2011 Continuation	FY 2011 Issues	FY 2011 Budget	FY 2012 Budget
Personnel Services	584,017	682,446	716,874	-	716,874	770,106
Operating	52,879	70,595	70,637	-	70,637	70,637
Total Budgetary Costs	636,896	753,041	787,511	-	787,511	840,743
<hr/>						
Funding Sources	FY 2009 Actual	FY 2010 Adopted	FY 2011 Continuation	FY 2011 Issues	FY 2011 Budget	FY 2012 Budget
001 General Fund	636,896	753,041	787,511	-	787,511	840,743
Total Revenues	636,896	753,041	787,511	-	787,511	840,743
<hr/>						
Staffing Summary	FY 2009 Actual	FY 2010 Adopted	FY 2011 Continuation	FY 2011 Issues	FY 2011 Budget	FY 2012 Budget
Management & Budget Analyst	2.00	2.00	2.00	-	2.00	2.00
Assistant County Administrator	0.90	0.90	0.90	-	0.90	0.90
Management & Budget Technician	1.00	1.00	1.00	-	1.00	1.00
Budget Director	1.00	1.00	1.00	-	1.00	1.00
Sr Management & Budget Analyst	3.00	3.00	3.00	-	3.00	3.00
Total Full-Time Equivalents (FTE)	7.90	7.90	7.90	-	7.90	7.90

Notes:

The major variances for the FY 2011 OMB budget are as follows:

Increases to Program Funding:

1. Increase reflects Florida Retirement System, Health Insurance and the remainder of the Cost of Living adjustment approved by the Board effective April 1, 2010.
2. Costs associated with communication charges.

Legislative/Administrative

Office of Management and Budget - Risk Management (501-132-513)

Goals

The goal of Risk Management is to provide our customers with courteous and professional services in the risk management area.

Objectives

1. Plan, evaluate and identify insurable risks and loss potential, and review current insurance trends and legislation to modify risk coverage.
2. Prepare, negotiate and coordinate all the County's insurance programs.
3. Directly administer all insurance programs with the exception of employee health coverage.
4. Coordinate and participate in all investigations, accidents and injuries that involve County employees on County maintained or owned facilities and/or properties.
5. Review all reported workers' compensation injuries, near accidents and/or misses, over utilization, abuses, and circumstances surrounding all claims and periodically visiting the employee to ascertain their status.
6. Maintain, process and record all insurance or damage claims filed against the County and liaisons with the appropriate insurance carriers.
7. Establish standard insurance and indemnification provisions for contracts, leases, and other special use agreements entered into by the participating government(s).
8. Risk Management manages the County's activities in order to minimize the total long-term cost to the County of all accidental losses and their consequences. This is accomplished through risk identification, risk control, and risk finance.

Statutory Responsibilities

Title VI of the Civil Rights Act of 1964 *Title VII of the Civil Rights Act of 1964; The Americans with Disabilities Act Title I; Vietnam Era Veterans' Readjustment Assistance Act of 1974; Mental Health Parity Act of 1996; Florida Statute, Chapter 110.227 "Suspensions, Dismissals, Reductions in Pay, Demotions, Transfers, and Layoffs"; Florida Statute, Chapter 112.313 *Code of Ethics, Chapter 440 "Workers' Compensation".

Advisory Board

Executive Board Member of the North Florida Safety Council; Leon County Safety Committee; Leon County Wellness Team

Performance Measures

Performance Measures	FY 2008 Actual	FY2009 Actual	FY 2010 Estimate	FY2011 Estimate
Investigate workers' compensation accidents and report findings and corrective action	123	138	175	175
Provide one safety/loss control training quarterly as training needs are identified by program areas	6	6	4	4
Investigate auto accidents and report findings and corrective action	25	18	30	25
Coordinate Safety Committee monthly to identify accidents trends and recommend preventative training as appropriate	12	12	12	12

**Leon County Government
Fiscal Year 2011 Budget**

Legislative/Administrative

Office of Management and Budget - Risk Management (501-132-513)

Budgetary Costs	FY 2009 Actual	FY 2010 Adopted	FY 2011 Continuation	FY 2011 Issues	FY 2011 Budget	FY 2012 Budget
Personnel Services	112,460	112,903	116,579	-	116,579	123,355
Operating	131,103	129,995	129,950	-	129,950	129,950
Total Budgetary Costs	243,563	242,898	246,529	-	246,529	253,305
<hr/>						
Funding Sources	FY 2009 Actual	FY 2010 Adopted	FY 2011 Continuation	FY 2011 Issues	FY 2011 Budget	FY 2012 Budget
501 Insurance Service	243,563	242,898	246,529	-	246,529	253,305
Total Revenues	243,563	242,898	246,529	-	246,529	253,305
<hr/>						
Staffing Summary	FY 2009 Actual	FY 2010 Adopted	FY 2011 Continuation	FY 2011 Issues	FY 2011 Budget	FY 2012 Budget
Assistant County Administrator	0.10	0.10	0.10	-	0.10	0.10
Risk Manager	1.00	1.00	1.00	-	1.00	1.00
Total Full-Time Equivalent (FTE)	1.10	1.10	1.10	-	1.10	1.10

Notes:

The major variances for the FY 2011 Risk Management budget are as follows:

Increases to Program Funding:

1. Increase reflects Florida Retirement System, Health Insurance and the remainder of the Cost of Living adjustment approved by the Board effective April 1, 2010.

Decreases to Program Funding:

1. Costs associated with workers' compensation.

Legislative/Administrative Human Resources (001-160-513)

Goals

The goal of the Office of Human Resources is to support the County's mission by providing high quality, cost effective, innovative and practical solutions and consultation services to meet the needs of Leon County employees. This is accomplished by formulating effective Human Resources strategies, policies, procedures, services, and programs.

Objectives

The Office of Human Resources provides technical and consultation services in the areas of Recruitment, Selection, Employment, Orientation, Retention, Separation, Employee Relations, Performance Management, Job Classification, Compensation & Benefits Design/Administration, Legal/Regulatory Compliance, Policy Development, Employee Communications, Training, Attendance/Leave Management, and Human Resources Information Systems/Record Management.

Statutory Responsibilities

Title VII of the Civil Rights Act of 1964; Title I of the Americans with Disabilities Act; Veterans Reemployment Rights, Veterans Preference, Uniformed Services Employment and Reemployment Rights Act of 1994; Age Discrimination in Employment Act of 1967; Consumer Credit Protection Act of 1968; Fair Credit Reporting Act of 1969; Family and Medical Leave Act of 1993; Fair Labor Standards Act; Drug Free Workplace Act of 1988; Equal Pay Act of 1963; Immigration and Nationality Act; Internal Revenue Code and Regulations; Health Insurance Portability and Accountability Act of 1996; Consolidated Omnibus Budget Reconciliation Act of 1986; Florida Statute, Chapter 110.227 "Suspensions, Dismissals, Reductions in Pay, Demotions, Transfers, and Layoffs"; Florida Statute, Chapter 112.313; Code of Ethics; Florida Statute, Florida Retirement System; Leon County Personnel Policies and Procedures

Advisory Board

Sick Leave Pool Committee; Grievance Committee; Board/Constitutional Office Employee Health Insurance Committee

Benchmarking

Benchmark Data	Leon County	Benchmark
# of HR Staff per 100 Employees	1.01	.72 - 25 th Percentile 1.12 - Median 1.82 - 75 th Percentile
Employer/Employee Health Insurance Contribution % (Family Coverage 2010 Plan Year)	90%/10%	83%/17% - City of Tallahassee* 60%/40 - LCSB 85%/15% - State of Florida

Benchmark source: Society of Human Resources Management (SHRM) 2008 Benchmarking Study, 2010 City of Tallahassee, Leon County School Board (LCSB) and State of Florida

* Adjusted to include the use of flex bucks, which are funds provided to the employee to apply to a benefit of their choice.

Performance Measures

Performance Measures	FY 2008 Actual	FY 2009 Actual	FY 2010 Estimate	FY 2011 Estimate
Number of requisitions created, and or recruited for vacant positions	N/A	N/A	N/A	85
Number of qualified applicants per requisition	N/A	N/A	N/A	46
Number of positions filled internally	N/A	N/A	N/A	31
Number of positions filled from outside sources	N/A	N/A	N/A	44
Average days to fill vacant positions	102	103	85	85
Average Turnover Rate	10.7%	8.6%	10%	10%
# of employees attending county-sponsored Training and Wellness Program events	643	420	400	400
# of positions evaluated for external competitiveness and internal equity	176	383	206	200
# of Annual Performance Appraisals completed	669	636	700	650

*N/A indicates data for the measure was not recorded in previous years.

**Leon County Government
Fiscal Year 2011 Budget**

**Legislative/Administrative
Human Resources (001-160-513)**

Budgetary Costs	FY 2009 Actual	FY 2010 Adopted	FY 2011 Continuation	FY 2011 Issues	FY 2011 Budget	FY 2012 Budget
Personnel Services	807,107	828,505	836,715	41,571	878,286	927,760
Operating	169,604	239,387	239,327	50,000	289,327	239,327
Total Budgetary Costs	976,711	1,067,892	1,076,042	91,571	1,167,613	1,167,087
<hr/>						
Funding Sources	FY 2009 Actual	FY 2010 Adopted	FY 2011 Continuation	FY 2011 Issues	FY 2011 Budget	FY 2012 Budget
001 General Fund	976,711	1,067,892	1,076,042	91,571	1,167,613	1,167,087
Total Revenues	976,711	1,067,892	1,076,042	91,571	1,167,613	1,167,087
<hr/>						
Staffing Summary	FY 2009 Actual	FY 2010 Adopted	FY 2011 Continuation	FY 2011 Issues	FY 2011 Budget	FY 2012 Budget
Compensation Administrator	1.00	1.00	1.00	-	1.00	1.00
Director of Human Resources	1.00	1.00	1.00	-	1.00	1.00
Employee Development Coord.	1.00	1.00	1.00	-	1.00	1.00
Employee Relations Coordinator	1.00	1.00	1.00	-	1.00	1.00
Human Resources Generalist	3.00	3.00	3.00	-	3.00	3.00
Human Resources Manager	1.00	1.00	1.00	-	1.00	1.00
Human Resources Specialist	1.00	1.00	1.00	-	1.00	1.00
Human Resources Technician	1.00	1.00	1.00	-	1.00	1.00
Total Full-Time Equivalents (FTE)	10.00	10.00	10.00	-	10.00	10.00
<hr/>						
OPS Staffing Summary	FY 2009 Actual	FY 2010 Adopted	FY 2011 Continuation	FY 2011 Issues	FY 2011 Budget	FY 2012 Budget
HR Consolidated OPS	-	-	-	1.00	1.00	1.00
Total OPS Full-Time Equivalents (FTE)	-	-	-	1.00	1.00	1.00

Notes:

The major variances for the FY 2011 Human Resources budget are as follows:

Increases to Program Funding:

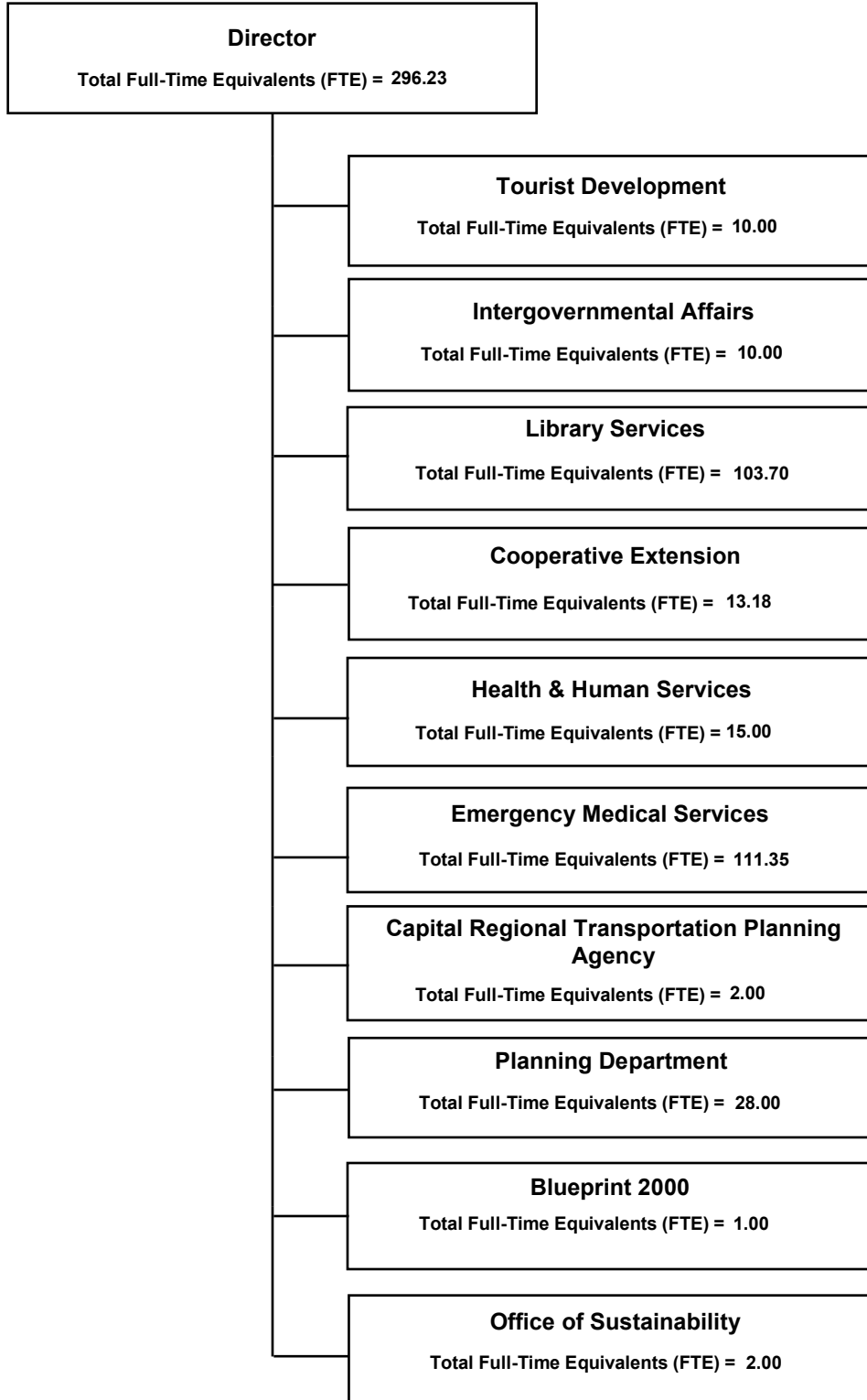
1. Increase reflects Florida Retirement System, Health Insurance and the remainder of the Cost of Living adjustment approved by the Board effective April 1, 2010.
2. Funding for an OPS Project Search Coordinator position, as approved by the Board at the October 27, 2009 meeting, in the amount of \$41,571.
3. Consulting services in the amount of \$50,000 for analysis and actuarial review of County Employee Health Insurance Plan Design for: affordability, eligibility, and Excise Tax and Workforce Strategy provisions to determine impacts on employer sponsored plans due to the recent passage of the Patient Protection and Affordability Act (PPACA), also known as Health Care Reform.



Public Services

Organizational Chart	7 -2
Executive Summary	7 -3
Public Services Summary	7 -4
Tourist Development	7 -5
Intergovernmental Affairs	7 -12
Library Services	7 -14
Cooperative Extension	7 -20
Human Services Executive Summary	7 -23
Health & Human Services	7 -24
Volunteer Center	7 -26
Housing Services	7 -34
Veteran Services	7 -36
Primary Health Care	7 -38
Housing Finance Authority	7 -41
Emergency Medical Services	7 -43
Capital Regional Transportation Planning Agency	7 -45
Planning Department	7 -46
Blueprint 2000	7 -48
Office of Sustainability	7 -49

Public Services



Public Services

Executive Summary

The Public Services section of the Leon County FY 2010/2011 Annual Budget is comprised of Intergovernmental Affairs, Library Services, Veteran Services, the Volunteer Center, Cooperative Extension, Health & Human Services*, Emergency Medical Services, Planning Department, Office of Sustainability, and the Tourist Development Council.

Intergovernmental Affairs provides leadership, coordination, and assistance to the Board and all Leon County departments. Library Services provides the public with open access to reading and information materials. Veteran Services assists veterans and their dependents with processing benefit claims. The Volunteer Center promotes volunteerism within Leon County and performs placement services for several Leon County departments. Cooperative Extension provides information and conducts educational programs on various issues including energy conservation, food safety, and child and family development. Health & Human Services promotes and maintains the health, safety, and welfare of all Leon County citizens. Emergency Medical Services provides emergency medical services to all residents of Leon County. The Capital Regional Transportation Planning Agency provides recommendations relating to transportation issues for Leon County, the City of Tallahassee, and surrounding areas. The Planning Department provides expertise and recommendations in the areas of land use and environmental and transportation planning.

HIGHLIGHTS

Intergovernmental Affairs continues to develop an annual Federal and State legislative priority package for Board approval as well as coordinates and implements special projects as requested by the Board. This program also implements grant administration including the Community Human Services Partnership Program.

Library Services continues to provide library materials, reference and information assistance, programming for children and adults, and access to personal computers to its patrons. Upcoming for FY 2011 is the return of the successful Big Read event, designed to restore community reading awareness. Also during 2011, the new Eastside and Woodville Libraries are anticipating their grand openings. Expansions will be completed at the Northeast and BL Libraries. Lake Jackson Library plans for expansion will continue and construction is scheduled to begin in FY 2011.

Cooperative Extension administers USDA Expanded Food and Nutrition Education Program reaching more than a thousand limited resource families annually; actively involved in sustainability education and development of community gardens; provides mandated CEU training and certification for professional pesticide applicators, landscape personnel, and arborists in Best Management Practices and fertilizer application; and recognized for Master Gardener, Florida Yards and Neighborhoods, and positive youth development through the 4-H program.

Emergency Medical Services continues to provide award-winning services through the delivery of cost-effective emergency treatment and transportation of the sick and injured and the further development of the public education and risk reduction campaign which provides risk reduction and cardiopulmonary resuscitation (CPR) with automated external defibrillation (AED) training to citizens. In FY10, EMS was granted accreditation by the Commission on Accreditation of Ambulance Services (CAAS) for its compliance with national standards of excellence, becoming only the fifth organization in Florida to earn the honor.

The Planning Department continues to provide technical and administrative support for the Comprehensive Plan amendment process particularly in the areas of long range land use, environmental and transportation planning, and land use administration.

The 2010 Sustainable Communities Summit was successfully coordinated through the Office of Sustainability to educate and engage the Leon County residents and businesses on the necessity of developing a sustainable community. Nearly 400 attendees and 70 speakers participated in the Summit. This office also designed and launched the Growing Green website as an interactive resource for County operations and the community gardens.

During FY 2009, the Board directed the Tourist Development to assume the functions of direct marketing and visitor services previously provided by the now defunct Tallahassee Convention and Visitors Bureau (TACVB). In FY10, this reorganization resulted in the TDC staffing these functions with seven of the 23 positions (17 FTEs) previously used to support the activities of the TACVB.

*Health and Human Services includes Human Services; such as Medicaid, Child Protection Exams, Baker Act; Primary Health Care; Housing Services; as well as Veterans Services and Volunteer Services. Highlights for the Health and Human Services departments can be found on the Health and Human Services Executive Summary page (7-23) of the Public Services section of the budget book.

**Leon County Government
Fiscal Year 2011 Budget**

Public Services

Budgetary Costs	FY 2009 Actual	FY 2010 Adopted	FY 2011 Continuation	FY 2011 Issues	FY 2011 Budget	FY 2012 Budget
Personnel Services	14,156,397	15,831,078	17,179,226	84,856	17,264,082	18,615,656
Operating	8,813,057	10,231,250	9,657,167	60,782	9,717,949	9,853,530
Transportation	519,019	599,241	763,912	-	763,912	766,309
Capital Outlay	660,896	627,505	623,805	-	623,805	740,805
Grants-in-Aid	4,872,153	5,365,464	5,418,264	479,472	5,897,736	5,990,814
Total Budgetary Costs	29,021,522	32,654,538	33,642,374	625,110	34,267,484	35,967,114
Appropriations	FY 2009 Actual	FY 2010 Adopted	FY 2011 Continuation	FY 2011 Issues	FY 2011 Budget	FY 2012 Budget
Tourist Development	2,378,056	3,096,946	2,984,021	24,506	3,008,527	3,041,441
Intergovernmental Affairs	1,002,504	1,084,018	1,128,958	-	1,128,958	1,184,107
Library Services	5,835,242	6,565,246	6,743,791	-	6,743,791	7,574,671
Cooperative Extension	489,773	521,236	541,447	-	541,447	562,476
Health & Human Services	6,392,496	7,180,269	7,186,902	523,414	7,710,316	7,847,707
Emergency Medical Services	11,746,055	12,880,105	13,580,067	43,218	13,623,285	14,221,083
Capital Regional Transportation Planning Agency	8,555	214,309	224,080	-	224,080	233,731
Planning Department	1,083,552	919,146	921,586	33,972	955,558	959,260
Blueprint 2000	-	-	61,603	-	61,603	64,740
Office of Sustainability	85,289	193,263	269,919	-	269,919	277,898
Total Budget	29,021,522	32,654,538	33,642,374	625,110	34,267,484	35,967,114
Funding Sources	FY 2009 Actual	FY 2010 Adopted	FY 2011 Continuation	FY 2011 Issues	FY 2011 Budget	FY 2012 Budget
001 General Fund	14,777,156	16,646,137	17,047,221	557,386	17,604,607	18,673,810
135 Emergency Medical Services MSTU	11,746,055	12,880,105	13,580,067	43,218	13,623,285	14,221,083
160 Tourist Development	2,378,056	3,096,946	2,984,021	24,506	3,008,527	3,041,441
161 Housing Finance Authority	60,255	31,350	31,065	-	31,065	30,780
163 Primary Health Care MSTU	60,000	-	-	-	-	-
Total Revenues	29,021,522	32,654,538	33,642,374	625,110	34,267,484	35,967,114
Staffing Summary	FY 2009 Actual	FY 2010 Adopted	FY 2011 Continuation	FY 2011 Issues	FY 2011 Budget	FY 2012 Budget
Blueprint 2000	-	-	1.00	-	1.00	1.00
Capital Regional Transportation Planning Agency	2.00	2.00	2.00	-	2.00	2.00
Cooperative Extension	13.18	13.18	13.18	-	13.18	13.18
Emergency Medical Services	103.85	111.35	111.35	-	111.35	111.35
Health & Human Services	14.00	14.00	14.00	1.00	15.00	15.00
Intergovernmental Affairs	10.00	10.00	10.00	-	10.00	10.00
Library Services	110.20	103.70	103.70	-	103.70	115.70
Office of Sustainability	1.00	1.00	2.00	-	2.00	2.00
Planning Department	29.00	28.00	28.00	-	28.00	28.00
Tourist Development	3.00	20.00	10.00	-	10.00	10.00
Total Full-Time Equivalents (FTE)	286.23	303.23	295.23	1.00	296.23	308.23
OPS Staffing Summary	FY 2009 Actual	FY 2010 Adopted	FY 2011 Continuation	FY 2011 Issues	FY 2011 Budget	FY 2012 Budget
Tourist Development	-	-	-	1.00	1.00	1.00
Library Services	1.00	1.00	1.00	-	1.00	1.00
Emergency Medical Services	1.00	1.00	1.00	-	1.00	1.00
Total OPS Full-Time Equivalents (FTE)	2.00	2.00	2.00	1.00	3.00	3.00

**Leon County Government
Fiscal Year 2011 Budget**

**Public Services
Tourist Development Summary**

Budgetary Costs	FY 2009 Actual	FY 2010 Adopted	FY 2011 Continuation	FY 2011 Issues	FY 2011 Budget	FY 2012 Budget
Personnel Services	345,930	301,435	827,416	24,506	851,922	875,426
Operating	1,362,263	1,927,911	1,236,155	-	1,236,155	1,237,965
Capital Outlay	-	-	1,300	-	1,300	1,300
Grants-in-Aid	669,863	867,600	919,150	-	919,150	926,750
Total Budgetary Costs	2,378,056	3,096,946	2,984,021	24,506	3,008,527	3,041,441
Appropriations	FY 2009 Actual	FY 2010 Adopted	FY 2011 Continuation	FY 2011 Issues	FY 2011 Budget	FY 2012 Budget
1 Cent Expenses (160-305-552)	562,496	767,600	744,800	-	744,800	752,400
Administration (160-301-552)	463,632	477,735	486,084	12,253	498,337	524,060
Advertising (160-302-552)	2,993	725,000	725,000	-	725,000	725,000
Marketing (160-303-552)	1,241,568	1,026,611	878,137	12,253	890,390	889,981
Special Projects (160-304-552)	107,367	100,000	150,000	-	150,000	150,000
Total Budget	2,378,056	3,096,946	2,984,021	24,506	3,008,527	3,041,441
Funding Sources	FY 2009 Actual	FY 2010 Adopted	FY 2011 Continuation	FY 2011 Issues	FY 2011 Budget	FY 2012 Budget
160 Tourist Development	2,378,056	3,096,946	2,984,021	24,506	3,008,527	3,041,441
Total Revenues	2,378,056	3,096,946	2,984,021	24,506	3,008,527	3,041,441
Staffing Summary	FY 2009 Actual	FY 2010 Adopted	FY 2011 Continuation	FY 2011 Issues	FY 2011 Budget	FY 2012 Budget
Administration	3.00	3.00	3.00	-	3.00	3.00
Marketing	-	17.00	7.00	-	7.00	7.00
Total Full-Time Equivalents (FTE)	3.00	20.00	10.00	-	10.00	10.00
OPS Staffing Summary	FY 2009 Actual	FY 2010 Adopted	FY 2011 Continuation	FY 2011 Issues	FY 2011 Budget	FY 2012 Budget
Administration	-	-	-	0.50	0.50	0.50
Marketing	-	-	-	0.50	0.50	0.50
Total OPS Full-Time Equivalents (FTE)	-	-	-	1.00	1.00	1.00

Leon County Government
Fiscal Year 2011 Budget

Public Services

Tourism Development Department

Organizational Codes: 160-301-552, 160-302-552, 160-303-552, 160-304-552, and 160-305-552

Goals

The goal of the Tourism Development Department is to enhance the local economy and quality of life through the benefits associated with a strong visitor industry by maximizing the number of visitors, length of stay of visitors, and the economic impact of visitors to Leon County.

Objectives

1. Extend and maximize the length of stay and desirability to return for visitors.
2. Effectively and efficiently utilize resources in servicing programs/activities for visitors.
3. Identify the visitor market through research.
4. Educate and increase the awareness of visitor services available to residents.
5. Promote and support activities and events that draw overnight visitors.

Statutory Responsibilities

None

Advisory Board

Tourist Development Council

Performance Measures

Performance Measures	FY 2008 Actual	FY 2009 ¹ Actual	FY 2010 Estimate	FY 2011 Estimate
Number of total visitors to Leon County*	\$2,270,000	N/A	\$2,200,000	\$2,250,000
Tourist Development Tax per penny	\$921,575	\$888,033	\$808,000	\$808,000
Total Direct Visitor Economic Impact*	\$587 million	N/A	\$550 million	\$575 million
Number of nights spent in the Tallahassee-Leon County area on average*	2.5	N/A	2.1	2.5

*Data is calculated on a calendar year basis.

1. Performance Measures were not collected for FY09 as the Research Contract was not renewed.

**Leon County Government
Fiscal Year 2011 Budget**

Public Services

Tourist Development - Administration (160-301-552)

Budgetary Costs	FY 2009 Actual	FY 2010 Adopted	FY 2011 Continuation	FY 2011 Issues	FY 2011 Budget	FY 2012 Budget
Personnel Services	345,930	301,435	321,098	12,253	333,351	359,074
Operating	117,702	176,300	164,986	-	164,986	164,986
Total Budgetary Costs	<u>463,632</u>	<u>477,735</u>	<u>486,084</u>	<u>12,253</u>	<u>498,337</u>	<u>524,060</u>
Funding Sources	FY 2009 Actual	FY 2010 Adopted	FY 2011 Continuation	FY 2011 Issues	FY 2011 Budget	FY 2012 Budget
160 Tourist Development	463,632	477,735	486,084	12,253	498,337	524,060
Total Revenues	<u>463,632</u>	<u>477,735</u>	<u>486,084</u>	<u>12,253</u>	<u>498,337</u>	<u>524,060</u>
Staffing Summary	FY 2009 Actual	FY 2010 Adopted	FY 2011 Continuation	FY 2011 Issues	FY 2011 Budget	FY 2012 Budget
Administrative Associate V	1.00	1.00	1.00	-	1.00	1.00
Assistant to the Executive Director	1.00	1.00	1.00	-	1.00	1.00
Executive Director	1.00	1.00	1.00	-	1.00	1.00
Total Full-Time Equivalents (FTE)	<u>3.00</u>	<u>3.00</u>	<u>3.00</u>	<u>-</u>	<u>3.00</u>	<u>3.00</u>
OPS Staffing Summary	FY 2009 Actual	FY 2010 Adopted	FY 2011 Continuation	FY 2011 Issues	FY 2011 Budget	FY 2012 Budget
TDC Consolidated OPS	-	-	-	0.50	0.50	0.50
Total OPS Full-Time Equivalents (FTE)	<u>-</u>	<u>-</u>	<u>-</u>	<u>0.50</u>	<u>0.50</u>	<u>0.50</u>

Notes:

The major variances for the FY 2011 Tourist Development Administration budget are as follows:

Increases to Program Funding:

1. Increase reflects Florida Retirement System, Health Insurance and the remainder of the Cost of Living adjustment approved by the Board effective April 1, 2010.
2. Costs associated with the partial funding of a new OPS Administrative Associate position offset by lease payment from the Downtown Improvement Authority, in the amount of \$12,253.

Decreases to Program Funding:

1. Contracts and other obligations in the amount of \$7,719.
2. Utility costs in the amount of \$3,500.
3. Costs associated with workers' compensation.
4. Costs associated with the Communication - phone system.

**Leon County Government
Fiscal Year 2011 Budget**

Public Services

Tourist Development - Advertising (160-302-552)

Budgetary Costs	FY 2009 Actual	FY 2010 Adopted	FY 2011 Continuation	FY 2011 Issues	FY 2011 Budget	FY 2012 Budget
Operating	2,993	725,000	725,000	-	725,000	725,000
Total Budgetary Costs	2,993	725,000	725,000	-	725,000	725,000
Funding Sources	FY 2009 Actual	FY 2010 Adopted	FY 2011 Continuation	FY 2011 Issues	FY 2011 Budget	FY 2012 Budget
160 Tourist Development	2,993	725,000	725,000	-	725,000	725,000
Total Revenues	2,993	725,000	725,000	-	725,000	725,000

Notes:

This program is recommended at the same level of funding as the prior fiscal year.

**Leon County Government
Fiscal Year 2011 Budget**

Public Services

Tourist Development - Marketing (160-303-552)

Budgetary Costs	FY 2009 Actual	FY 2010 Adopted	FY 2011 Continuation	FY 2011 Issues	FY 2011 Budget	FY 2012 Budget
Personnel Services	-	-	506,318	12,253	518,571	516,352
Operating	1,241,568	1,026,611	346,169	-	346,169	347,979
Capital Outlay	-	-	1,300	-	1,300	1,300
Grants-in-Aid	-	-	24,350	-	24,350	24,350
Total Budgetary Costs	1,241,568	1,026,611	878,137	12,253	890,390	889,981
Funding Sources	FY 2009 Actual	FY 2010 Adopted	FY 2011 Continuation	FY 2011 Issues	FY 2011 Budget	FY 2012 Budget
160 Tourist Development	1,241,568	1,026,611	878,137	12,253	890,390	889,981
Total Revenues	1,241,568	1,026,611	878,137	12,253	890,390	889,981
Staffing Summary	FY 2009 Actual	FY 2010 Adopted	FY 2011 Continuation	FY 2011 Issues	FY 2011 Budget	FY 2012 Budget
Senior Sports Sales Manager	-	-	1.00	-	1.00	1.00
Marketing Communications Manager	-	-	1.00	-	1.00	1.00
Sports Sales Manager	-	-	1.00	-	1.00	1.00
Leisure Travel Sales Manager	-	-	1.00	-	1.00	1.00
Visitor Services Manager	-	-	1.00	-	1.00	1.00
Senior Marketing Manager	-	-	1.00	-	1.00	1.00
Meetings & Conventions Sales Manager	-	-	1.00	-	1.00	1.00
Tallahassee Area Convention & Visitors Bureau	-	17.00	-	-	-	-
Total Full-Time Equivalentents (FTE)	-	17.00	7.00	-	7.00	7.00
OPS Staffing Summary	FY 2009 Actual	FY 2010 Adopted	FY 2011 Continuation	FY 2011 Issues	FY 2011 Budget	FY 2012 Budget
TDC Consolidated OPS	-	-	-	0.50	0.50	0.50
Total OPS Full-Time Equivalentents (FTE)	-	-	-	0.50	0.50	0.50

Notes:

Tourist Development underwent a major reorganization that included bringing in-house the direct marketing and visitor services functions previously provided by the now defunct Tallahassee Area Convention and Visitors Bureau (TACVB). During FY 2010, these functions were taken over by seven full-time equivalent TDC positions (FTE). This work was previously done by TACVB 17 TACVB full-time positions. The major variances for the FY 2011 Tourist Development Marketing budget are as follows:

Increases to Program Funding:

1. Increase reflects Florida Retirement System, Health Insurance and the remainder of the Cost of Living adjustment approved by the Board effective April 1, 2010.
2. Costs associated with the partial funding of a new OPS Administrative Associate position offset by lease payments from the Downtown Improvement Authority, in the amount of \$12,253.

Decreases to Program Funding:

1. Contracts or other obligations in the amount of \$165,577, including film marketing services and sports bidding pool funding.
2. Sponsorships and contributions in the amount of \$6,850.
3. Costs associated with workers' compensation.

**Leon County Government
Fiscal Year 2011 Budget**

Public Services

Tourist Development - Special Projects (160-304-552)

Budgetary Costs	FY 2009 Actual	FY 2010 Adopted	FY 2011 Continuation	FY 2011 Issues	FY 2011 Budget	FY 2012 Budget
Grants-in-Aid	107,367	100,000	150,000	-	150,000	150,000
Total Budgetary Costs	107,367	100,000	150,000	-	150,000	150,000
Funding Sources	FY 2009 Actual	FY 2010 Adopted	FY 2011 Continuation	FY 2011 Issues	FY 2011 Budget	FY 2012 Budget
160 Tourist Development	107,367	100,000	150,000	-	150,000	150,000
Total Revenues	107,367	100,000	150,000	-	150,000	150,000

Notes:

The major variances for the FY 2011 Tourist Development Special Projects budget are as follows:

Increases to Program Funding:

1. Costs associated with funding sports events and special event grants in the amount of \$50,000.

**Leon County Government
Fiscal Year 2011 Budget**

Public Services

Tourist Development - 1 Cent Expenses (160-305-552)

Budgetary Costs	FY 2009 Actual	FY 2010 Adopted	FY 2011 Continuation	FY 2011 Issues	FY 2011 Budget	FY 2012 Budget
Grants-in-Aid	562,496	767,600	744,800	-	744,800	752,400
Total Budgetary Costs	562,496	767,600	744,800	-	744,800	752,400
Funding Sources	FY 2009 Actual	FY 2010 Adopted	FY 2011 Continuation	FY 2011 Issues	FY 2011 Budget	FY 2012 Budget
160 Tourist Development	562,496	767,600	744,800	-	744,800	752,400
Total Revenues	562,496	767,600	744,800	-	744,800	752,400

Notes:

The Tourist Development 1 Cent Expenses budget funds the Performance Arts Center. Revenue for this expenditure is derived from the 4th cent tourist development bed tax. Due to the weak economy, revenue and associated expenditures were decreased by \$22,800.

Public Services

Intergovernmental Affairs (001-114-512)

Goals

The goal of Intergovernmental Affairs is to effectively serve the residents of Leon County by providing leadership, coordination and assistance to divisions to facilitate the delivery of services consistent with Board policy. This will ensure that divisions receive the resources, guidance, and support needed to provide superior services in a cost effective and efficient manner.

Objectives

Legislative Liaison and Special Projects

1. Serve the County Administrator and the Board by researching, analyzing, and developing policy recommendations for Leon County's high priority issues.
2. Develop an annual Federal and State legislative priority package for Board approval.
3. Coordinate the County Federal and Legislative lobbying contracts.
4. Track legislation impacting Leon County throughout the legislative session.
5. Coordinate special projects, intergovernmental, and interdepartmental activities on behalf of County Administration.
6. Grants Administration continues to explore and pursue federal, state, and private sector grant funding and reimbursement opportunities in furthering priority County programs and projects.
7. Grants Administration represents Leon County in the Community Human Services Partnership (CHSP) program and manages the commitments to specific social service agencies funded through this process including providing grant application training and performing site visits to agencies seeking CHSP funding.

Public Information

1. Manages Leon County Government's collective information and messaging; fosters proactive and responsive communication with the public; and maintains consistency in messaging, visual presentation and positive representation for the County.
2. Maintains routine contact with local news media outlets and manage shifting relationships with their personnel.
3. Prepares and disseminates Leon County news and information via news releases, notices and other publications and oversees the content of Leon County's websites and government broadcast channel.
4. Organizes and manages news conferences, community meetings and special events.
5. Communicates key issues and information to the public and Leon County employees through the County newsletter, electronic publications, advertisements and mass notification alerts via email and texting.
6. Coordinates and executes the annual Neighborhood Recognition Program, and maintains partnerships with local, regional, and national associations.
7. Trains, prepares, and responds for Emergency Communication/Information within the Incident Command System (ICS) and trains/prepares County staff for interaction with media partners.

Statutory Responsibilities

Provides staffing for the statutorily required Public Safety Coordinating Council (PSCC) in accordance with section 951.26, Florida Statutes, to assess the county's jail population and make recommendations to alleviate jail overcrowding.

In accordance to Florida Statute 125.001, the Public Information Officer posts public meetings to the County's general calendar and sends public notices to local media in order to appropriately notice all regular and special public meetings.

Advisory Board

Joint Planning Board – Community Human Services Partnership (CHSP)

Performance measures

Performance Measures	FY 2008 Actual	FY 2009 Actual	FY 2010 Estimate	FY 2011 Estimate
# of news releases to promote County services*	155	180	99	150
# of press conferences, community meetings and events*	35	45	25	35
# of CHSP training sessions for applicant agencies	10	10	10	10
# of CHSP site visits conducted	85	86	85	80
Leveraging ratio of grant funding to County matching dollars	1:17	1:13	1:13	1:13

*Note: The FY10 estimate for # of news releases to promote County services and press conferences, community meetings and events was lower than previous year's actuals due to less than capacity staffing issues at the time the estimate was made. FY11 estimates reflect a return to full staffing capacity

**Leon County Government
Fiscal Year 2011 Budget**

Public Services

Intergovernmental Affairs (001-114-512)

Budgetary Costs	FY 2009 Actual	FY 2010 Adopted	FY 2011 Continuation	FY 2011 Issues	FY 2011 Budget	FY 2012 Budget
Personnel Services	739,521	829,976	875,076	-	875,076	930,225
Operating	259,446	254,042	253,882	-	253,882	253,882
Capital Outlay	3,537	-	-	-	-	-
Total Budgetary Costs	<u>1,002,504</u>	<u>1,084,018</u>	<u>1,128,958</u>	<u>-</u>	<u>1,128,958</u>	<u>1,184,107</u>
Funding Sources	FY 2009 Actual	FY 2010 Adopted	FY 2011 Continuation	FY 2011 Issues	FY 2011 Budget	FY 2012 Budget
001 General Fund	1,002,504	1,084,018	1,128,958	-	1,128,958	1,184,107
Total Revenues	<u>1,002,504</u>	<u>1,084,018</u>	<u>1,128,958</u>	<u>-</u>	<u>1,128,958</u>	<u>1,184,107</u>
Staffing Summary	FY 2009 Actual	FY 2010 Adopted	FY 2011 Continuation	FY 2011 Issues	FY 2011 Budget	FY 2012 Budget
Citizen Services Liaison	1.00	1.00	1.00	-	1.00	1.00
Grants Program Coordinator	1.00	1.00	1.00	-	1.00	1.00
Management Serv. Coord/Analyst	1.00	-	-	-	-	-
Director of Public Information	1.00	1.00	1.00	-	1.00	1.00
Public Information Specialist	2.00	2.00	2.00	-	2.00	2.00
Special Projects Coordinator	1.00	1.00	1.00	-	1.00	1.00
Management Intern	1.00	1.00	1.00	-	1.00	1.00
Executive Assistant	1.00	1.00	1.00	-	1.00	1.00
Deputy County Administrator	1.00	1.00	1.00	-	1.00	1.00
Director of Legislative Affairs	-	1.00	1.00	-	1.00	1.00
Total Full-Time Equivalents (FTE)	<u>10.00</u>	<u>10.00</u>	<u>10.00</u>	<u>-</u>	<u>10.00</u>	<u>10.00</u>

Notes:

The major variances for the FY 2011 Intergovernmental Affairs budget are as follows:

Increases to Program Funding:

1. Increase reflects Florida Retirement System, Health Insurance and the remainder of the Cost of Living adjustment approved by the Board effective April 1, 2010.
2. Costs associated with workers' compensation.

Decreases to Program Funding:

1. Communications cost in the amount of \$160.

**Leon County Government
Fiscal Year 2011 Budget**

**Public Services
Library Services Summary**

Budgetary Costs	FY 2009 Actual	FY 2010 Adopted	FY 2011 Continuation	FY 2011 Issues	FY 2011 Budget	FY 2012 Budget
Personnel Services	4,462,158	5,134,346	5,295,928	-	5,295,928	6,002,476
Operating	727,387	789,548	803,117	-	803,117	810,385
Transportation	11,915	18,847	22,241	-	22,241	22,305
Capital Outlay	633,782	622,505	622,505	-	622,505	739,505
Total Budgetary Costs	5,835,242	6,565,246	6,743,791	-	6,743,791	7,574,671
Appropriations	FY 2009 Actual	FY 2010 Adopted	FY 2011 Continuation	FY 2011 Issues	FY 2011 Budget	FY 2012 Budget
Lib - Policy, Planning, & Operations (001-240-571)	784,764	914,293	955,098	-	955,098	995,613
Library Collection Services (001-242-571)	767,350	891,043	897,866	-	897,866	934,923
Library Extension Services (001-243-571)	1,920,409	2,100,415	2,217,761	-	2,217,761	2,758,073
Library Public Services (001-241-571)	2,362,719	2,659,495	2,673,066	-	2,673,066	2,886,062
Total Budget	5,835,242	6,565,246	6,743,791	-	6,743,791	7,574,671
Funding Sources	FY 2009 Actual	FY 2010 Adopted	FY 2011 Continuation	FY 2011 Issues	FY 2011 Budget	FY 2012 Budget
001 General Fund	5,835,242	6,565,246	6,743,791	-	6,743,791	7,574,671
Total Revenues	5,835,242	6,565,246	6,743,791	-	6,743,791	7,574,671
Staffing Summary	FY 2009 Actual	FY 2010 Adopted	FY 2011 Continuation	FY 2011 Issues	FY 2011 Budget	FY 2012 Budget
Lib - Policy, Planning, & Operations	7.50	6.00	6.00	-	6.00	6.00
Library Public Services	42.70	41.70	41.70	-	41.70	41.70
Library Collection Services	15.00	15.00	15.00	-	15.00	15.00
Library Extension Services	45.00	41.00	41.00	-	41.00	53.00
Total Full-Time Equivalents (FTE)	110.20	103.70	103.70	-	103.70	115.70
OPS Staffing Summary	FY 2009 Actual	FY 2010 Adopted	FY 2011 Continuation	FY 2011 Issues	FY 2011 Budget	FY 2012 Budget
Library Public Services	1.00	1.00	1.00	-	1.00	1.00
Total OPS Full-Time Equivalents (FTE)	1.00	1.00	1.00	-	1.00	1.00

**Leon County Government
Fiscal Year 2011 Budget**

**Public Services
Library Services**

Organizational Code: 001-240/241/242/243-571

Goals

The goal of the LeRoy Collins Leon County Public Library System is to enrich the community by inspiring a love of reading, providing a dynamic resource for creative and intellectual pursuits, and enabling residents to live a life of learning.

Objectives

Main Library and Extension Services

1. Provide library materials circulation services, including check-out, check-in, reserves, patron registration, and collection for overdue materials.
2. Provide reference and information assistance and readers' advisory service in person, by telephone, and online.
3. Provide programming for children and adults. These programs include Baby Time, Story Time, book groups, and the summer reading program.
4. Provide public access to personal computers, internet computers, and typewriters and offer beginning computer classes to the public.
5. Offer voter registration and meeting rooms for public use.

Collection Services

1. Order, receive, catalog, and process all library collection materials.
2. Maintain integrity of system catalog and national library catalog.
3. Administer materials preservation process.
4. Responsible for the public interface to the library system's catalog.
5. Maintain system wide courier service.

Statutory Responsibilities

Leon County Code, Appendix C-Special Acts, Chapter 10 "Library"; Florida Statutes, Chapter 257 "Public Libraries and State Archives"; Florida Administrative Code, Chapter 1B-2 "State Aid to Libraries Grant Program."

Advisory Board

Library Advisory Board

Benchmarking

Benchmark Data	Leon County	Benchmark
Cost Per Capita	\$25.14	13 th of 30
Materials Expenditures Per Capita	\$2.37	19 th of 30
Circulation Items Per Capita	7.52	9 th out of 30
Square feet Per Capita (State Standard 0.6 sf)	0.46	8 th out of 30
FTE per 1,000 population	0.43/1,000	9 th out of 30
Internet terminals Use per 1,000 population	0.60/1,000	11 th out of 30
# of Individual Registered Users (% of total population) *	60%	46.4%

Benchmark Source: Florida Library Directory with Statistics category for the 29 libraries serving a population of 100,001 – 750,000.

*International City Management Association Comparable Performance Measurement 2006

Performance Measures

Performance Measures	FY 2008 Actual	FY 2009 Actual	FY 2010 Estimate	FY 2011 Estimate
# of total Library visits	1,141,880	1,140,641	1,098,840	1,117,949
# of Library uses (1)	3,619,834	3,910,158	4,105,665	4,380,000
# of items in Library Collection	702,875	732,812	760,000	794,000
# of total Material Circulation (2)	1,944,638	1,970,495	1,823,319	1,824,000
# of total computer uses (3)	1,675,196	1,939,663	1,415,224	2,500,000
# of new volumes cataloged	42,020	42,210	42,000	43,800
# of Library programs held (4)	837	743	850	500
# of Library program attendance (4)	20,998	29,072	29,505	19,000

- (1) The FY10 estimate for # of Library uses was revised and updated based on higher than expected FY09 actual data.
- (2) The decreasing trend in # of material circulation is due to movies and other media entertainment being so widely available through other outlets.
- (3) The increase in the FY11 estimate for # of total computer uses is due to additional computers becoming available at the expanded branch libraries (B.L. Perry, Northeast) as well as the new larger Eastside and Woodville branches (estimates based on anticipated fully operational facilities for part of the fiscal year, actual timing of the openings may cause a revision in the FY11 estimates next year).
- (4) The decrease in FY11 estimates for # of Library programs held and attendance is due to fewer planned adult program activities as a result of past service level reductions.

**Leon County Government
Fiscal Year 2011 Budget**

Public Services

Library Services - Lib - Policy, Planning, & Operations (001-240-571)

Budgetary Costs	FY 2009 Actual	FY 2010 Adopted	FY 2011 Continuation	FY 2011 Issues	FY 2011 Budget	FY 2012 Budget
Personnel Services	339,669	453,677	486,076	-	486,076	516,767
Operating	445,095	460,616	469,022	-	469,022	478,846
Total Budgetary Costs	784,764	914,293	955,098	-	955,098	995,613
<hr/>						
Funding Sources	FY 2009 Actual	FY 2010 Adopted	FY 2011 Continuation	FY 2011 Issues	FY 2011 Budget	FY 2012 Budget
001 General Fund	784,764	914,293	955,098	-	955,098	995,613
Total Revenues	784,764	914,293	955,098	-	955,098	995,613
<hr/>						
Staffing Summary	FY 2009 Actual	FY 2010 Adopted	FY 2011 Continuation	FY 2011 Issues	FY 2011 Budget	FY 2012 Budget
Administration & Operations Manager	1.00	1.00	1.00	-	1.00	1.00
Administrative Associate IV	1.00	1.00	1.00	-	1.00	1.00
Administrative Associate V	1.00	1.00	1.00	-	1.00	1.00
Administrative Associate VI	1.00	1.00	1.00	-	1.00	1.00
Art/Publication Specialist	1.00	-	-	-	-	-
Library Budget & Collection Development Manager	1.00	1.00	1.00	-	1.00	1.00
Library Director	1.00	1.00	1.00	-	1.00	1.00
Library Services Specialist	0.50	-	-	-	-	-
Total Full-Time Equivalents (FTE)	7.50	6.00	6.00	-	6.00	6.00

Notes:

The major variances for the FY 2011 Library Policy, Planning, & Operations budget are as follows:

Increases to Program Funding:

1. Increase reflects Florida Retirement System, Health Insurance and the remainder of the Cost of Living adjustment approved by the Board effective April 1, 2010.
2. Costs associated with workers' compensation.
3. Contracts or other obligations for continuity of services in the amount of \$9,096 for day/night security at the main library and branches.

Decreases to Program Funding:

1. Communication costs in the amount of \$690.

**Leon County Government
Fiscal Year 2011 Budget**

Public Services

Library Services - Library Public Services (001-241-571)

Budgetary Costs	FY 2009 Actual	FY 2010 Adopted	FY 2011 Continuation	FY 2011 Issues	FY 2011 Budget	FY 2012 Budget
Personnel Services	1,691,436	1,996,622	2,010,193	-	2,010,193	2,106,189
Operating	37,501	40,368	40,368	-	40,368	40,368
Capital Outlay	633,782	622,505	622,505	-	622,505	739,505
Total Budgetary Costs	<u>2,362,719</u>	<u>2,659,495</u>	<u>2,673,066</u>	<u>-</u>	<u>2,673,066</u>	<u>2,886,062</u>
Funding Sources						
Funding Sources	FY 2009 Actual	FY 2010 Adopted	FY 2011 Continuation	FY 2011 Issues	FY 2011 Budget	FY 2012 Budget
001 General Fund	2,362,719	2,659,495	2,673,066	-	2,673,066	2,886,062
Total Revenues	<u>2,362,719</u>	<u>2,659,495</u>	<u>2,673,066</u>	<u>-</u>	<u>2,673,066</u>	<u>2,886,062</u>
Staffing Summary						
Staffing Summary	FY 2009 Actual	FY 2010 Adopted	FY 2011 Continuation	FY 2011 Issues	FY 2011 Budget	FY 2012 Budget
Computer Support Technician	1.00	1.00	1.00	-	1.00	1.00
Information Professional	10.00	10.00	10.00	-	10.00	10.00
Library Assistant	6.50	6.50	6.50	-	6.50	6.50
Library Services Coordinator	5.00	4.00	4.00	-	4.00	4.00
Library Services Manager	1.00	1.00	1.00	-	1.00	1.00
Library Services Specialist	3.50	3.50	3.50	-	3.50	3.50
Sr. Library Assistant	12.70	12.70	12.70	-	12.70	12.70
Sr. Library Services Specialist	3.00	3.00	3.00	-	3.00	3.00
Total Full-Time Equivalents (FTE)	<u>42.70</u>	<u>41.70</u>	<u>41.70</u>	<u>-</u>	<u>41.70</u>	<u>41.70</u>
OPS Staffing Summary						
OPS Staffing Summary	FY 2009 Actual	FY 2010 Adopted	FY 2011 Continuation	FY 2011 Issues	FY 2011 Budget	FY 2012 Budget
Library Consolidated OPS	1.00	1.00	1.00	-	1.00	1.00
Total OPS Full-Time Equivalents (FTE)	<u>1.00</u>	<u>1.00</u>	<u>1.00</u>	<u>-</u>	<u>1.00</u>	<u>1.00</u>

Notes:

The major variances for the FY 2011 Library Public Services budget are as follows:

Increases to Program Funding:

1. Increase reflects Florida Retirement System, Health Insurance and the remainder of the Cost of Living adjustment approved by the Board effective April 1, 2010.
2. Costs associated with workers' compensation.

**Leon County Government
Fiscal Year 2011 Budget**

Public Services

Library Services - Library Collection Services (001-242-571)

Budgetary Costs	FY 2009 Actual	FY 2010 Adopted	FY 2011 Continuation	FY 2011 Issues	FY 2011 Budget	FY 2012 Budget
Personnel Services	611,827	726,329	730,173	-	730,173	767,199
Operating	147,507	151,362	151,362	-	151,362	151,362
Transportation	8,016	13,352	16,331	-	16,331	16,362
Total Budgetary Costs	<u>767,350</u>	<u>891,043</u>	<u>897,866</u>	<u>-</u>	<u>897,866</u>	<u>934,923</u>
Funding Sources	FY 2009 Actual	FY 2010 Adopted	FY 2011 Continuation	FY 2011 Issues	FY 2011 Budget	FY 2012 Budget
001 General Fund	767,350	891,043	897,866	-	897,866	934,923
Total Revenues	<u>767,350</u>	<u>891,043</u>	<u>897,866</u>	<u>-</u>	<u>897,866</u>	<u>934,923</u>
Staffing Summary	FY 2009 Actual	FY 2010 Adopted	FY 2011 Continuation	FY 2011 Issues	FY 2011 Budget	FY 2012 Budget
Administrative Associate IV	1.00	1.00	1.00	-	1.00	1.00
Administrative Associate V	1.00	1.00	1.00	-	1.00	1.00
Courier	1.50	1.50	1.50	-	1.50	1.50
Information Professional	1.00	1.00	1.00	-	1.00	1.00
Library Services Manager	1.00	1.00	1.00	-	1.00	1.00
Library Services Specialist	8.50	8.50	8.50	-	8.50	8.50
Sr. Library Assistant	1.00	1.00	1.00	-	1.00	1.00
Total Full-Time Equivalents (FTE)	<u>15.00</u>	<u>15.00</u>	<u>15.00</u>	<u>-</u>	<u>15.00</u>	<u>15.00</u>

Notes:

The major variances for the FY 2011 Library Collection Services budget are as follows:

Increases to Program Funding:

1. Increase reflects Florida Retirement System, Health Insurance and the remainder of the Cost of Living adjustment approved by the Board effective April 1, 2010.
2. Costs associated with transportation (vehicle repair, insurance, and fuel) in the amount of \$2,979.

**Leon County Government
Fiscal Year 2011 Budget**

Public Services

Library Services - Library Extension Services (001-243-571)

Budgetary Costs	FY 2009 Actual	FY 2010 Adopted	FY 2011 Continuation	FY 2011 Issues	FY 2011 Budget	FY 2012 Budget
Personnel Services	1,819,226	1,957,718	2,069,486	-	2,069,486	2,612,321
Operating	97,284	137,202	142,365	-	142,365	139,809
Transportation	3,899	5,495	5,910	-	5,910	5,943
Total Budgetary Costs	<u>1,920,409</u>	<u>2,100,415</u>	<u>2,217,761</u>	<u>-</u>	<u>2,217,761</u>	<u>2,758,073</u>
Funding Sources	FY 2009 Actual	FY 2010 Adopted	FY 2011 Continuation	FY 2011 Issues	FY 2011 Budget	FY 2012 Budget
001 General Fund	1,920,409	2,100,415	2,217,761	-	2,217,761	2,758,073
Total Revenues	<u>1,920,409</u>	<u>2,100,415</u>	<u>2,217,761</u>	<u>-</u>	<u>2,217,761</u>	<u>2,758,073</u>
Staffing Summary	FY 2009 Actual	FY 2010 Adopted	FY 2011 Continuation	FY 2011 Issues	FY 2011 Budget	FY 2012* Budget
Information Professional	8.00	6.50	6.50	-	6.50	9.50
Library Assistant	7.00	5.50	5.50	-	5.50	8.50
Library Services Coordinator	6.00	6.00	6.00	-	6.00	7.00
Library Services Manager	1.00	1.00	1.00	-	1.00	1.00
Library Services Specialist	6.00	6.00	6.00	-	6.00	7.00
Library Special Services Coordinator	3.00	3.00	3.00	-	3.00	3.00
Literacy Project Coordinator	1.00	1.00	1.00	-	1.00	1.00
Sr. Library Assistant	11.00	10.00	10.00	-	10.00	14.00
Sr. Library Services Specialist	2.00	2.00	2.00	-	2.00	2.00
Total Full-Time Equivalents (FTE)	<u>45.00</u>	<u>41.00</u>	<u>41.00</u>	<u>-</u>	<u>41.00</u>	<u>53.00</u>

Notes:

The major variances for the FY 2011 Library Extension Services budget are as follows:

Increases to Program Funding:

1. Increase reflects Florida Retirement System, Health Insurance and the remainder of the Cost of Living adjustment approved by the Board effective April 1, 2010.
2. Costs associated with workers' compensation.
3. Costs associated with transportation (vehicle repair, insurance, and fuel) in the amount of \$415.
4. Contracts or other obligations for continuity of services in the amount of \$1,963 for 3M book self check and detection systems maintenance.
5. Operating supplies costs associated with the Northeast and B.L. Perry branch expansions in the amount of \$3,000.

*Additional positions in FY12 are for the staffing of the Eastside, Lake Jackson, and Woodville Libraries.

**Leon County Government
Fiscal Year 2011 Budget**

**Public Services
Cooperative Extension Summary**

Budgetary Costs	FY 2009 Actual	FY 2010 Adopted	FY 2011 Continuation	FY 2011 Issues	FY 2011 Budget	FY 2012 Budget
Personnel Services	415,972	429,796	450,649	-	450,649	471,663
Operating	71,058	87,284	87,129	-	87,129	87,129
Transportation	2,743	4,156	3,669	-	3,669	3,684
Total Budgetary Costs	<u>489,773</u>	<u>521,236</u>	<u>541,447</u>	<u>-</u>	<u>541,447</u>	<u>562,476</u>
Appropriations	FY 2009 Actual	FY 2010 Adopted	FY 2011 Continuation	FY 2011 Issues	FY 2011 Budget	FY 2012 Budget
Extension Education (001-361-537)	489,773	521,236	541,447	-	541,447	562,476
Total Budget	<u>489,773</u>	<u>521,236</u>	<u>541,447</u>	<u>-</u>	<u>541,447</u>	<u>562,476</u>
Funding Sources	FY 2009 Actual	FY 2010 Adopted	FY 2011 Continuation	FY 2011 Issues	FY 2011 Budget	FY 2012 Budget
001 General Fund	489,773	521,236	541,447	-	541,447	562,476
Total Revenues	<u>489,773</u>	<u>521,236</u>	<u>541,447</u>	<u>-</u>	<u>541,447</u>	<u>562,476</u>
Staffing Summary	FY 2009 Actual	FY 2010 Adopted	FY 2011 Continuation	FY 2011 Issues	FY 2011 Budget	FY 2012 Budget
Extension Education	13.18	13.18	13.18	-	13.18	13.18
Total Full-Time Equivalents (FTE)	<u>13.18</u>	<u>13.18</u>	<u>13.18</u>	<u>-</u>	<u>13.18</u>	<u>13.18</u>

Public Services

Cooperative Extension - Extension Education (001-361-537)

Goals

The goal of the Cooperative Extension Division is to provide research based educational programs and information on horticulture, agriculture, natural resources, forestry, family & consumer sciences, and 4 H youth development; in addition, empowering citizens of Leon County to make decisions and behavior changes which contribute to an improved quality of life and a more sustainable community.

Objectives

Environmental Education – Horticulture, Agriculture, Forestry and Natural Resources

1. Train and manage Master Gardener and Master Wildlife volunteers to teach citizens to adopt landscape best management practices that reduce non point source pollution of stormwater from fertilizers, pesticides, and other landscape practices. Provide citizens with scientific understanding of local watersheds, ecosystems, tree safety and health, hurricane preparedness, and sustainability.
2. Serves as training and testing center for pesticide applicators, ensuring applicators comply with laws regulating pest control and safeguarding the environment. Provides Continuing Education Units and Certification Seminars for landscape professionals, arborists and urban foresters.
3. Provide leadership and technical expertise to county and state agencies obtaining federal grant funds. Teach educational activities that keep Leon County's Stormwater Division in compliance with the National Pollutant Discharge Elimination System (NPDES) permit requirements. Provide expertise in land management of greenways and parks. Demonstrate sustainability practices and teach energy, water and natural resource conservation.
4. Provide management plans and educational programs which help rural landowners be better stewards of their land. Conduct individual consultations and group learning opportunities for producers, providing current research and information to strengthen production and economic viability of Leon County's agricultural sector.

Family and Consumer Sciences

1. Administer the USDA Expanded Food and Nutrition Education Program (EFNEP), by supervising, training, and evaluating four full time EFNEP paraprofessionals who provide in depth food and nutrition education programs for limited resource families throughout the county.
2. Administer the USDA Family Nutrition Program, delivering food safety, nutrition, and physical activity education to limited resource youth and senior citizens.
3. Provide worksite wellness education programs addressing increased physical activity and healthy lifestyle behaviors to reduce the risk of chronic diseases and obesity.
4. Provide parent education and financial literacy educational opportunities for individuals and families, including families experiencing homelessness, drug rehabilitation, or preparing for return to the community following incarceration. Classes address positive discipline and guidance, communication, budgeting, credit management, saving and investing.

4 H and Other Youth Programs

1. Utilize a variety of delivery methods to develop life skills in youth ages 5 to 18 through 4 H clubs, individual at large members, special interests groups, 4 H in the classroom, and residential and day camping.
2. Plan, implement, and evaluate 4 H/Tropicana public speaking contest for Leon County 4th, 5th and 6th grade students.
3. Recruit, screen, and train teen and adult volunteer leaders to be successful club leaders, teach subject matter and life skills, judge events and serve in an advisory capacity, all while providing safe environments for youth.
4. Provide opportunities for youth to be engaged in their own development and maintain positive relationships with each other through 4 H club work, workshops, and day camp experiences.

Statutory Responsibilities

Smith Lever Act 1914; Florida Statute, Chapter 1004.37 "County or area extension programs; cooperative between counties and University of Florida and Florida Agricultural and Mechanical University"

Advisory Board

Overall Extension Advisory Committee; Extension Horticultural/Forestry/Natural Resources Advisory Committee; Extension Family and Consumer Sciences Advisory Committee; and Extension 4 H Youth Advisory Committee

Performance Measures

Performance Measures	FY 2008 Actual	FY 2009 Actual	FY 2010 Estimate	FY 2011 Estimate
# of group learning opportunities provided	3,009	3,105	3,000	3,100
# of pesticide applicator continuing education units (CEUs)	530	944	550	600
# of residents receiving environmental technical assistance	92,551	81,834	90,000	85,000
# of limited resource citizens receiving nutrition assistance	23,743	27,822	24,000	24,000
# of residents receiving FCS technical assistance	39,446	39,777	39,500	39,600
# of volunteers hours provided by Extension trained volunteers	23,495	24,375	23,500	23,500
# of youths involved in 4-H Clubs activities	8,154	7,474	8,500	7,500
# of residents receiving 4-H technical assistance	10,054	11,019	10,500	10,500

**Leon County Government
Fiscal Year 2011 Budget**

Public Services

Cooperative Extension - Extension Education (001-361-537)

Budgetary Costs	FY 2009 Actual	FY 2010 Adopted	FY 2011 Continuation	FY 2011 Issues	FY 2011 Budget	FY 2012 Budget
Personnel Services	415,972	429,796	450,649	-	450,649	471,663
Operating	71,058	87,284	87,129	-	87,129	87,129
Transportation	2,743	4,156	3,669	-	3,669	3,684
Total Budgetary Costs	<u>489,773</u>	<u>521,236</u>	<u>541,447</u>	<u>-</u>	<u>541,447</u>	<u>562,476</u>
Funding Sources	FY 2009 Actual	FY 2010 Adopted	FY 2011 Continuation	FY 2011 Issues	FY 2011 Budget	FY 2012 Budget
001 General Fund	489,773	521,236	541,447	-	541,447	562,476
Total Revenues	<u>489,773</u>	<u>521,236</u>	<u>541,447</u>	<u>-</u>	<u>541,447</u>	<u>562,476</u>
Staffing Summary	FY 2009 Actual	FY 2010 Adopted	FY 2011 Continuation	FY 2011 Issues	FY 2011 Budget	FY 2012 Budget
Program Assistant	1.00	1.00	1.00	-	1.00	1.00
Administrative Associate IV	2.00	2.00	2.00	-	2.00	2.00
Administrative Associate V	1.00	1.00	1.00	-	1.00	1.00
Director of County Extension	1.00	1.00	1.00	-	1.00	1.00
Extension Agent, Natural Resources	1.00	1.00	1.00	-	1.00	1.00
Extension Agent, 4-H Youth	1.00	2.00	2.00	-	2.00	2.00
Extension Agent, Home Economics	2.00	1.00	1.00	-	1.00	1.00
Extension Agent, Ornamentals	1.00	-	-	-	-	-
Maid	0.18	0.18	0.18	-	0.18	0.18
Program Leader	2.00	-	-	-	-	-
Urban County Forester	1.00	1.00	1.00	-	1.00	1.00
Extension Agent, Horticulture	-	1.00	1.00	-	1.00	1.00
Extension Agent, Agriculture	-	1.00	1.00	-	1.00	1.00
Extension Agent, Family & Cons Svc	-	1.00	1.00	-	1.00	1.00
Total Full-Time Equivalents (FTE)	<u>13.18</u>	<u>13.18</u>	<u>13.18</u>	<u>-</u>	<u>13.18</u>	<u>13.18</u>

Notes:

The major variances for the FY 2011 Cooperative Extension budget are as follows:

Increases to Program Funding:

1. Increase reflects Florida Retirement System, Health Insurance and the remainder of the Cost of Living adjustment approved by the Board effective April 1, 2010.
2. Costs associated with workers' compensation.

Decreases to Program Funding:

1. Costs associated with transportation (vehicle repair, insurance, and fuel) in the amount of \$487.
2. Communications costs in the amount of \$155.

Health & Human Services

Executive Summary

The Health & Human Services section of the Leon County FY 2010/2011 Annual Budget is comprised of Housing Services, Human Services, Primary Healthcare, Veteran Services, and the Volunteer Center.

Health & Human Services promotes and maintains the health, safety, and welfare of all Leon County citizens. The Housing Services Division provides assistance to very low to moderate income residents of the unincorporated areas of Leon County through its rehabilitation, homeownership counseling, foreclosure assistance, and down payment assistance programs. Human Services administers the funding associated with human services activities consistent with State mandates, Board policies, and Leon County's mission. The Primary Healthcare Program administers the funding and provides contractual oversight of the CareNet providers serving the uninsured residents of Leon County. Veteran Services assists veterans and their dependents with processing benefit claims. The Volunteer Center promotes volunteerism within Leon County and performs placement services for several Leon County departments.

HIGHLIGHTS

Housing Services continues to provide home rehabilitation, home replacement, down payment assistance, home counseling, and disaster mitigation services to the citizens of Leon County. These services are provided through funding received from the State Housing Initiatives Partnership (SHIP) and are mainly utilized by citizens having low to moderate incomes. During FY 2009, Leon County was approved for a \$1.5 million dollar grant from the State Housing Trust Fund. The grant award provides equal funding for the implementation of a foreclosure prevention program and down payment assistance for first-time home buyers. The program also received funding for FY10 for the administration of Leon County's Florida Homebuyer Opportunity Program. This program provides for down payment assistance, equal to an eligible applicant's tax credit, up to \$8,000 maximum.

Human Services administers the funding and provides oversight to the human services activities provided to Leon County residents consistent with State mandates, Board policies, and Leon County's mission. Human Services administers the funding for Medicaid, Child Protection Exams, Baker Act, mental health, tubercular care, direct emergency assistance, and indigent burial programs. Human Services also administers the Choose Life grant program, and the County's obligations to the Medical Examiner's Office.

The Primary Healthcare Program serves the residents of Leon County through the provision of primary healthcare services to low income and uninsured Leon County residents in an efficient and cost effective manner. This is accomplished through the administration of primary healthcare funding. In addition, the Primary Healthcare Program manages the contracts of local healthcare providers (CareNet) participating in the Primary Healthcare Program. The local healthcare providers are: Bond Clinic, Neighborhood Health Services, We Care, FAMU Pharmacy, and Florida Health Kids.

Veteran Services expects a continued demand for services as veterans return from current military campaigns. Veteran Services is responsible for administering the County Military Grant Program, providing counseling and assistance to veterans and their dependents, processing benefit claims and also serves as the Veteran Liaison for the local community.

In FY 2010, VolunteerLEON will continue to promote and coordinate volunteerism throughout the community, as well as provide certification training through facilitation of the Florida Volunteer Administration Certificate Training. VolunteerLEON's Big Bend Community Organizations Active in Disaster (COAD) grew from 7 organizations to more than 100. The COAD serves as the coordinating entity of community and faith-based organizations, businesses, and community volunteers providing assistance to those in need after a hurricane or other disaster.

Public Services

Health and Human Services

Organizational Code: 001-190/370

Goals

The goal of the Health and Human Services Division of Leon County is to provide funding and oversight of health and social service activities provided to Leon County residents consistent with State mandates, Board policies and Leon County's mission.

Objectives

1. Receive, review, determine eligibility, and monitor billing in order to make payments for the County's portion of the following required services:
 - Medicaid, which covers nursing home and hospital stays for income eligible residents;
 - Child Protection Exams, which provides funding for alleged victims of abuse or neglect;
 - Baker Act, which funds Leon County's match for the stabilization, temporary detention, and evaluation services for short-term mental health inpatient programs;
 - Mental Health, Substance Abuse and Alcohol, which funds Leon County's match for the Community Mental Health Act and substance abuse programs related to the Meyers Act;
 - Tubercular Care, which funds transportation costs for tuberculosis patients to the State's tuberculosis hospital;
 - Health Care Responsibility Act, which funds care for indigent Leon County residents treated for emergency health care in another Florida county;
 - Direct Emergency Assistance Program, which provides assistance with emergency rent/mortgage, food, medication, and utility payments to Leon County residents; and,
 - Indigent Burial, which covers the costs of burial for unclaimed bodies and indigent persons.
2. Administer the Choose Life grant program.
3. Administer Leon County's responsibilities to the Medical Examiner's office.
4. Administer the funding for the Senior Outreach Program.

Statutory Responsibilities

Florida Statute 409.915 requires county governments to fund a portion of inpatient hospital stays and nursing home expenses incurred by county resident Medicaid recipients.

Florida Statute 39.304(5) requires county governments to pay exam costs for children who are alleged to have been abused, abandoned, or neglected.

Florida Statute 394.76 requires that state funds expended for mental health, alcohol, and drug abuse be matched on a 75 to 25 state to local basis.

Florida Statute 392 mandates that to protect the citizenry from infection of tuberculosis (TB), the county is obligated finance transportation of residents to a TB treatment facility.

Florida Statute 154.301-331 (HCRA) requires counties reimburse out-of-county hospitals at the Medicaid per diem rate for emergency care provided to the county's indigent residents.

Florida Statute 406.50 mandates that Leon County is responsible for the burial of any dead human body that is unclaimed or indigent

Advisory Board

None

Performance Measures

Performance Measures	FY 2008 Actual	FY 2009 Actual	FY 2010 Estimate	FY 2011 Estimate
# of individuals served by the Direct Emergency Assistance Program	218	198	200	200
# of women assisted through the Choose Life grant program	448	308	460	472

**Leon County Government
Fiscal Year 2011 Budget**

**Public Services
Health & Human Services Summary**

Budgetary Costs	FY 2009 Actual	FY 2010 Adopted	FY 2011 Continuation	FY 2011 Issues	FY 2011 Budget	FY 2012 Budget
Personnel Services	684,382	892,075	896,382	60,350	956,732	999,804
Operating	2,483,016	2,598,112	2,598,982	17,564	2,616,546	2,625,374
Transportation	1,388	2,887	3,093	-	3,093	3,106
Grants-in-Aid	3,223,710	3,687,195	3,688,445	445,500	4,133,945	4,219,423
Total Budgetary Costs	6,392,496	7,180,269	7,186,902	523,414	7,710,316	7,847,707
Appropriations	FY 2009 Actual	FY 2010 Adopted	FY 2011 Continuation	FY 2011 Issues	FY 2011 Budget	FY 2012 Budget
Baker Act & Marchman Act (001-370-563)	614,918	628,004	625,522	12,634	638,156	651,169
CHSP & Emergency Assistance (001-370-569)	993,001	993,777	1,003,011	75,000	1,078,011	1,081,477
Health Department (001-190-562)	237,345	237,345	237,345	-	237,345	237,345
Housing Finance Authority (161-808-554)	60,255	31,350	31,065	-	31,065	30,780
Housing Services (001-371-569)	368,239	527,156	535,842	1,932	537,774	559,858
Medicaid & Indigent Burials (001-370-564)	1,670,276	2,103,500	2,103,500	367,930	2,471,430	2,541,420
Medical Examiner (001-370-527)	351,886	375,000	386,250	7,500	393,750	405,338
Primary Health Care (001-971-562)	1,605,159	1,749,388	1,745,651	58,418	1,804,069	1,805,547
Primary Health Care (163-971-562)	60,000	-	-	-	-	-
Tubercular Care & Child Protection Exams (001-370-562)	59,000	61,000	61,000	-	61,000	61,000
Veteran Services (001-390-553)	192,695	293,147	290,461	-	290,461	299,593
Volunteer Center (001-113-513)	179,722	180,602	167,255	-	167,255	174,180
Total Budget	6,392,496	7,180,269	7,186,902	523,414	7,710,316	7,847,707
Funding Sources	FY 2009 Actual	FY 2010 Adopted	FY 2011 Continuation	FY 2011 Issues	FY 2011 Budget	FY 2012 Budget
001 General Fund	6,272,241	7,148,919	7,155,837	523,414	7,679,251	7,816,927
161 Housing Finance Authority	60,255	31,350	31,065	-	31,065	30,780
163 Primary Health Care MSTU	60,000	-	-	-	-	-
Total Revenues	6,392,496	7,180,269	7,186,902	523,414	7,710,316	7,847,707
Staffing Summary	FY 2009 Actual	FY 2010 Adopted	FY 2011 Continuation	FY 2011 Issues	FY 2011 Budget	FY 2012 Budget
Volunteer Center	2.00	2.00	2.00	-	2.00	2.00
CHSP & Emergency Assistance	1.00	1.00	1.00	-	1.00	1.00
Housing Services	7.00	8.00	8.00	-	8.00	8.00
Veteran Services	4.00	3.00	3.00	-	3.00	3.00
Primary Health Care	-	-	-	1.00	1.00	1.00
Total Full-Time Equivalents (FTE)	14.00	14.00	14.00	1.00	15.00	15.00

Public Services

Health & Human Services - Volunteer Center (001-113-513)

Goals

The goal of the Volunteer Center is to strengthen individuals and organizations in our community through volunteerism.

Objectives

1. Promote volunteerism, build the capacity of local volunteer programs and participate in strategic initiatives that mobilize volunteers from all sectors.
2. Screen, interview, and place volunteers, interns, and court ordered workers by matching their skills, talents, and interests with Leon County departmental needs.
3. Establish and build community partnerships through coordinating community wide days of service and special events.
4. Coordinate Leon County's internal employee volunteer program in which employees are allowed up to four hours of administrative leave per month to volunteer in community based organizations.
5. Coordinate local volunteers and donations in the event of a disaster in support of the Sheriff's Emergency Management Office.
6. Coordinate the following programs: Community Board Bank, County Government Internship and Service Learning Program, County Library Volunteer Program, Big Bend Community Organizations Active in Disaster, Directors of Volunteers Association Membership, Disaster Planning and Response, National Volunteer Week and National Days of Service, Nonprofit Internship Program, and Project LEAD.

Statutory Responsibilities

Florida Statute 252.38 (1)(b) requires each county to develop a county emergency management plan and program that is coordinated and consistent with the State Comprehensive Emergency Management Plan and Program. The State of Florida's Emergency Management Plan outlines 17 Emergency Support Functions (ESF), of which ESF 15, the coordination of all volunteers & donations, is one function. In order for the County to be in compliance, the Leon County Comprehensive Emergency Management Plan provides for all 17 ESFs including ESF 15 Volunteers and Donations.

Advisory Board

None

Performance Measures

Performance Measures	FY 2008 Actual	FY 2009 Actual*	FY 2010 Estimate*	FY 2011 Estimate*
# of citizen volunteers coordinated	6,731	4,476	3,000	3,500
# of volunteer hours contributed by citizens	148,703	120,503	100,000	110,000
# of community-wide service projects/events coordinated	10	4	5	5
# of site visits to community-based organizations	25	60	25	20
# of participants who successfully complete the volunteer management certification course	19	21	20	20

*Note: The FY09 actuals and projected estimates are lower than program activity in prior years due to a staffing reduction that occurred in FY09.

**Leon County Government
Fiscal Year 2011 Budget**

Public Services

Health & Human Services - Volunteer Center (001-113-513)

Budgetary Costs	FY 2009 Actual	FY 2010 Adopted	FY 2011 Continuation	FY 2011 Issues	FY 2011 Budget	FY 2012 Budget
Personnel Services	153,113	157,446	144,175	-	144,175	151,100
Operating	26,609	23,156	23,080	-	23,080	23,080
Total Budgetary Costs	179,722	180,602	167,255	-	167,255	174,180
<hr/>						
Funding Sources	FY 2009 Actual	FY 2010 Adopted	FY 2011 Continuation	FY 2011 Issues	FY 2011 Budget	FY 2012 Budget
001 General Fund	179,722	180,602	167,255	-	167,255	174,180
Total Revenues	179,722	180,602	167,255	-	167,255	174,180
<hr/>						
Staffing Summary	FY 2009 Actual	FY 2010 Adopted	FY 2011 Continuation	FY 2011 Issues	FY 2011 Budget	FY 2012 Budget
Director of Volunteer Services	1.00	1.00	1.00	-	1.00	1.00
Volunteer Coordinator	1.00	1.00	1.00	-	1.00	1.00
Total Full-Time Equivalents (FTE)	2.00	2.00	2.00	-	2.00	2.00

Notes:

The major variances for the FY 2011 Volunteer Center budget are as follows:

Increases to Program Funding:

1. Increase reflects Florida Retirement System, Health Insurance and the remainder of the Cost of Living adjustment approved by the Board effective April 1, 2010.

Decreases to Program Funding:

1. Personnel costs related to the retirement and subsequent hiring of a Volunteer Specialist position in the amount of \$19,289.
2. Costs associated with workers' compensation.
3. Communication costs in the amount of \$95.

**Leon County Government
Fiscal Year 2011 Budget**

Public Services

Health & Human Services - Health Department (001-190-562)

Budgetary Costs	FY 2009 Actual	FY 2010 Adopted	FY 2011 Continuation	FY 2011 Issues	FY 2011 Budget	FY 2012 Budget
Grants-in-Aid	237,345	237,345	237,345	-	237,345	237,345
Total Budgetary Costs	237,345	237,345	237,345	-	237,345	237,345
Funding Sources	FY 2009 Actual	FY 2010 Adopted	FY 2011 Continuation	FY 2011 Issues	FY 2011 Budget	FY 2012 Budget
001 General Fund	237,345	237,345	237,345	-	237,345	237,345
Total Revenues	237,345	237,345	237,345	-	237,345	237,345

Notes:

This program is recommended at the same funding level as the previous fiscal year.

**Leon County Government
Fiscal Year 2011 Budget**

Public Services

Health & Human Services - Medical Examiner (001-370-527)

Budgetary Costs	FY 2009 Actual	FY 2010 Adopted	FY 2011 Continuation	FY 2011 Issues	FY 2011 Budget	FY 2012 Budget
Grants-in-Aid	351,886	375,000	386,250	7,500	393,750	405,338
Total Budgetary Costs	351,886	375,000	386,250	7,500	393,750	405,338
Funding Sources	FY 2009 Actual	FY 2010 Adopted	FY 2011 Continuation	FY 2011 Issues	FY 2011 Budget	FY 2012 Budget
001 General Fund	351,886	375,000	386,250	7,500	393,750	405,338
Total Revenues	351,886	375,000	386,250	7,500	393,750	405,338

Notes:

The major variances for the FY 2011 Medical Examiner budget are as follows:

1. This program is recommended at an overall increased funding level due to a 5% increase in contractual obligations.

**Leon County Government
Fiscal Year 2011 Budget**

Public Services

Health & Human Services - Tubercular Care & Child Protection Exams (001-370-562)

Budgetary Costs	FY 2009 Actual	FY 2010 Adopted	FY 2011 Continuation	FY 2011 Issues	FY 2011 Budget	FY 2012 Budget
Grants-in-Aid	59,000	61,000	61,000	-	61,000	61,000
Total Budgetary Costs	59,000	61,000	61,000	-	61,000	61,000
Funding Sources	FY 2009 Actual	FY 2010 Adopted	FY 2011 Continuation	FY 2011 Issues	FY 2011 Budget	FY 2012 Budget
001 General Fund	59,000	61,000	61,000	-	61,000	61,000
Total Revenues	59,000	61,000	61,000	-	61,000	61,000

Notes:

This program is recommended at the same funding level as the previous fiscal year.

**Leon County Government
Fiscal Year 2011 Budget**

Public Services

Health & Human Services - Baker Act & Marchman Act (001-370-563)

Budgetary Costs	FY 2009 Actual	FY 2010 Adopted	FY 2011 Continuation	FY 2011 Issues	FY 2011 Budget	FY 2012 Budget
Operating	614,918	628,004	625,522	12,634	638,156	651,169
Total Budgetary Costs	614,918	628,004	625,522	12,634	638,156	651,169
<hr/>						
Funding Sources	FY 2009 Actual	FY 2010 Adopted	FY 2011 Continuation	FY 2011 Issues	FY 2011 Budget	FY 2012 Budget
001 General Fund	614,918	628,004	625,522	12,634	638,156	651,169
Total Revenues	614,918	628,004	625,522	12,634	638,156	651,169

Notes:

The major variances for the FY 2011 Baker Act & Marchman Act budget are as follows:

1. This program is recommended at an overall increased funding level due to a 3% annual increase in contractual obligations.

**Leon County Government
Fiscal Year 2011 Budget**

Public Services

Health & Human Services - Medicaid & Indigent Burials (001-370-564)

Budgetary Costs	FY 2009 Actual	FY 2010 Adopted	FY 2011 Continuation	FY 2011 Issues	FY 2011 Budget	FY 2012 Budget
Operating	-	-	-	4,930	4,930	1,030
Grants-in-Aid	1,670,276	2,103,500	2,103,500	363,000	2,466,500	2,540,390
Total Budgetary Costs	1,670,276	2,103,500	2,103,500	367,930	2,471,430	2,541,420
Funding Sources	FY 2009 Actual	FY 2010 Adopted	FY 2011 Continuation	FY 2011 Issues	FY 2011 Budget	FY 2012 Budget
001 General Fund	1,670,276	2,103,500	2,103,500	367,930	2,471,430	2,541,420
Total Revenues	1,670,276	2,103,500	2,103,500	367,930	2,471,430	2,541,420

Notes:

The major variances for the FY 2011 Medicaid & Indigent Burials budget are as follows:

Increases to Program Funding:

1. Leon County's statutory obligation to fund costs associated with Medicaid programs in the amount of \$363,000.
2. Operating costs for Medicaid billing software and annual maintenance in the amount of \$4,930.

**Leon County Government
Fiscal Year 2011 Budget**

Public Services

Health & Human Services - CHSP & Emergency Assistance (001-370-569)

Budgetary Costs	FY 2009 Actual	FY 2010 Adopted	FY 2011 Continuation	FY 2011 Issues	FY 2011 Budget	FY 2012 Budget
Personnel Services	34,537	59,777	69,011	-	69,011	72,477
Operating	144,000	144,000	144,000	-	144,000	144,000
Grants-in-Aid	814,464	790,000	790,000	75,000	865,000	865,000
Total Budgetary Costs	<u>993,001</u>	<u>993,777</u>	<u>1,003,011</u>	<u>75,000</u>	<u>1,078,011</u>	<u>1,081,477</u>
Funding Sources	FY 2009 Actual	FY 2010 Adopted	FY 2011 Continuation	FY 2011 Issues	FY 2011 Budget	FY 2012 Budget
001 General Fund	993,001	993,777	1,003,011	75,000	1,078,011	1,081,477
Total Revenues	<u>993,001</u>	<u>993,777</u>	<u>1,003,011</u>	<u>75,000</u>	<u>1,078,011</u>	<u>1,081,477</u>
Staffing Summary	FY 2009 Actual	FY 2010 Adopted	FY 2011 Continuation	FY 2011 Issues	FY 2011 Budget	FY 2012 Budget
Human Services Analyst	1.00	1.00	1.00	-	1.00	1.00
Total Full-Time Equivalents (FTE)	<u>1.00</u>	<u>1.00</u>	<u>1.00</u>	<u>-</u>	<u>1.00</u>	<u>1.00</u>

Notes:

The major variances for the FY 2011 Community Human Services Partnership & Emergency Assistance budget are as follows:

Increases to Program Funding:

1. Increase reflects Florida Retirement System, Health Insurance and the remainder of the Cost of Living adjustment approved by the Board effective April 1, 2010..
2. An increase in funding of \$75,000 as approved by the Board of County Commissioners.

Decreases to Program Funding:

1. Costs associated with workers' compensation.

Public Services

Health & Human Services - Housing Services (001-371-569)

Goals

The goal of Housing Services is to provide the very low, low, and moderate income citizens of the unincorporated areas of Leon County with safe, sanitary, and affordable homes through the provision of funds for home rehabilitation, home replacement, down payment and closing costs assistance, foreclosure prevention, homestead loss prevention, disaster recovery, and home buyer and home owner counseling. Housing Services serves Leon County residents with professionalism, management, leadership, and support consistent with the Board policy and the mission of Leon County.

Objectives

1. Administer and provide oversight of the Housing Programs: Home Rehabilitation, Home Replacement, Down Payment & Closing Costs Assistance, Foreclosure Prevention, Homestead Loss Prevention, Disaster Recovery, and Home Buyer & Homeowner Counseling.
2. Seek to continually improve our methodologies and efficiencies in serving citizens of Leon County with regard to our affordable housing programs.
3. Provide staff support and administer the activities of the Leon County Housing Finance Authority (HFA), the Affordable Housing Advisory Committee, and the Community Development Block Grant (CDBG) Citizen Task Force Advisory Committee.
4. Provide annual reports on Affordable Housing Programs and on Fair Housing Activities, as well as receive and report fair housing complaints.
5. Design, implement and administer educational information on programs within the community.
6. Attend local Housing events and conferences to ensure Leon County is aware and in compliance with local, state and federal guidelines.
7. Administer \$1.7 million Disaster Recovery Grant Funding for affordable rental and affordable ownership properties.

Statutory Responsibilities

Leon County Code, Chapter 8 Article V/Policy 96 11 "Direct Implementation of State Housing Initiative Program (SHIP)"; Housing Plan, Florida Statute Chapter 420 "Housing"; Leon County Code, Chapter 2, Section 2 71 & 2 120 "Implementation"; Florida Statute Chapter 159 "Bond Financing"; Florida Statute Chapter 760.20 "Fair Housing Act"

Advisory Board

Housing Finance Authority; Affordable Housing Advisory Committee; Community Development Block Grant (CDBG) Citizens Task Force Advisory Committee

Performance Measures

Performance Measures	FY 2008 Actual	FY 2009 Actual	FY 2010 Estimate*	FY 2011 Estimate**
# of total housing rehabilitation inspections performed	556	542	1,000	1,800
# of clients receiving Down Payment Assistance	16	31	100	35
# of clients receiving Foreclosure Prevention Assistance	n/a	n/a	100	10
# of housing units receiving Home Rehabilitation	32	33	15	60
# of housing units receiving Home Replacement	12	0	1	20
Total Housing Grant Dollars Administered	\$1,570,397	\$1,360,530	\$2,300,000	\$2,500,000

*Note: The FY10 Estimates are based upon increased activity due to Impact Fee proviso grant funding awarded to Leon County for down payment assistance and foreclosure prevention, CDBG Emergency Set-Aside and Disaster Recovery grants. In addition, rehabilitation activity is expected to increase due the modification of the prequalification process for Housing Services Programs, continued administration of SHIP funding, and full staffing due to the realignment of a County staff person from another department into Housing Services.

**Note: The FY11 Estimates are based upon the anticipated increase of program activity due to the continued administration of SHIP funding provided by the Florida Housing Finance Corporation (FHFC) and continued administration of grant funding received from the Department of Community Affairs (DCA) for the CDBG Disaster Recovery and Emergency Set-Aside grants. Down payment assistance and foreclosure prevention assistance estimates are anticipated to decrease due to a depletion of funds available through the Impact Fee proviso grant awarded in FY10.

**Leon County Government
Fiscal Year 2011 Budget**

Public Services

Health & Human Services - Housing Services (001-371-569)

Budgetary Costs	FY 2009 Actual	FY 2010 Adopted	FY 2011 Continuation	FY 2011 Issues	FY 2011 Budget	FY 2012 Budget
Personnel Services	346,852	498,226	506,701	1,932	508,633	530,704
Operating	19,999	26,043	26,048	-	26,048	26,048
Transportation	1,388	2,887	3,093	-	3,093	3,106
Total Budgetary Costs	<u>368,239</u>	<u>527,156</u>	<u>535,842</u>	<u>1,932</u>	<u>537,774</u>	<u>559,858</u>
Funding Sources	FY 2009 Actual	FY 2010 Adopted	FY 2011 Continuation	FY 2011 Issues	FY 2011 Budget	FY 2012 Budget
001 General Fund	368,239	527,156	535,842	1,932	537,774	559,858
Total Revenues	<u>368,239</u>	<u>527,156</u>	<u>535,842</u>	<u>1,932</u>	<u>537,774</u>	<u>559,858</u>
Staffing Summary	FY 2009 Actual	FY 2010 Adopted	FY 2011 Continuation	FY 2011 Issues	FY 2011 Budget	FY 2012 Budget
Administrative Associate V	1.00	2.00	2.00	-	2.00	2.00
Health & Human Services Director	1.00	1.00	1.00	-	1.00	1.00
Housing Rehabilitation Specialist	2.00	2.00	2.00	-	2.00	2.00
Housing Services Specialist	1.00	1.00	1.00	-	1.00	1.00
Financial Compliance Administrator	1.00	1.00	1.00	-	1.00	1.00
Housing Services Coordinator	1.00	-	-	-	-	-
Affordable Housing Manager	-	1.00	1.00	-	1.00	1.00
Total Full-Time Equivalents (FTE)	<u>7.00</u>	<u>8.00</u>	<u>8.00</u>	<u>-</u>	<u>8.00</u>	<u>8.00</u>

Notes:

The major variances for the FY 2011 Housing Services budget are as follows:

Increases to Program Funding:

1. Increase reflects Florida Retirement System, Health Insurance and the remainder of the Cost of Living adjustment approved by the Board effective April 1, 2010.
2. Position reclass effective October 1, 2010 in the amount of \$1,932.
3. Costs associated with workers' compensation.
4. Costs associated with transportation (vehicle repair, insurance, and fuel) in the amount of \$206.

Public Services

Health & Human Services - Veteran Services (001-390-553)

Goals

The goal of the Leon County Veteran Services Division is to counsel and assist veterans and their dependents with processing benefit claims and obtaining other benefits entitled to them through the United States Department of Veterans' Affairs and other Federal Government Agencies as well as serve as the Veteran Liaison for the local community.

Objectives

1. Assist veterans and their dependents in filing claims for non service connected pensions, service connected disabilities, and other benefits, directly associated with the Department of Veteran Affairs, Department of Defense and any other Federal Military Organizations.
2. Assist veterans and their dependents in obtaining local medical treatment, transportation, necessary medicines, prosthetic items, a daptive equipment, and payment of medical bills.
3. Assist veterans and their dependents in filing for educational benefits at universities, junior colleges, vocational institutions, correspondence courses, and job training.
4. Assist veterans in obtaining VA home loan information, obtaining military records, correcting military records, and upgrading discharges.
5. Manage the annual Leon County Military Grant Program and serve as the Leon County Veteran Liaison for all veteran issues in the local community.

Statutory Responsibilities

292.11 County and city veteran service officer.

(1) Each board of county commissioners may employ a county veteran service officer; provide office space, clerical assistance, and the necessary supplies incidental to providing and maintaining a county service office; and pay said expenses and salaries from the moneys hereinafter provided for.

(2) The Department of Veterans' Affairs is directed to establish a training program for county and city veteran service officers. Every county or city veteran service officer employed under this chapter shall attend the training program established by the department and successfully complete a test administered by the department prior to assuming any responsibilities as a county or city veteran service officer.

The department shall further establish periodic training refresher courses, which each county or city veteran service officer must attend and complete as a condition of remaining in employment as a county or city veteran service officer. County and city veteran service officers shall be reimbursed for travel expenses, as provided in s.112.061

Advisory Board

North Area Vice President of the County Veteran Service Officer's Association of Florida; State of Florida Veterans Planning Group; Vice Chair Tallahassee-Leon County Transportation Disadvantaged Coordinating Board; Veterans Events of Tallahassee (VET Inc) Executive Board.

Performance Measures

Performance Measures	FY 2008 Actual	FY 2009 Actual	FY 2010 Estimate	FY 2011 Estimate
# of clients served (in person) *	2,193	1,716	1,500	1,600
# of clients served (outreach)	20,588	15,471	15,000	15,500
Monthly client benefit payments (retroactive)*	\$3,219,970	\$2,548,594	\$1,700,000	\$1,800,000
Monthly client benefit payments (recurring)*	\$7,371,696	\$7,161,070	\$6,000,000	\$6,500,000

*Note: Despite the high number of clients being served through outreach, not all clients are eligible to receive benefits. Therefore, it is anticipated that the FY10 and out-year projections for the following measures: # of clients served (in person), Monthly client benefit payments (retroactive), and Monthly client benefit payments (recurring) will plateau.

**Leon County Government
Fiscal Year 2011 Budget**

Public Services

Health & Human Services - Veteran Services (001-390-553)

Budgetary Costs	FY 2009 Actual	FY 2010 Adopted	FY 2011 Continuation	FY 2011 Issues	FY 2011 Budget	FY 2012 Budget
Personnel Services	149,880	176,626	176,495	-	176,495	185,627
Operating	8,691	16,521	13,966	-	13,966	13,966
Grants-in-Aid	34,124	100,000	100,000	-	100,000	100,000
Total Budgetary Costs	192,695	293,147	290,461	-	290,461	299,593
<hr/>						
Funding Sources	FY 2009 Actual	FY 2010 Adopted	FY 2011 Continuation	FY 2011 Issues	FY 2011 Budget	FY 2012 Budget
001 General Fund	192,695	293,147	290,461	-	290,461	299,593
Total Revenues	192,695	293,147	290,461	-	290,461	299,593
<hr/>						
Staffing Summary	FY 2009 Actual	FY 2010 Adopted	FY 2011 Continuation	FY 2011 Issues	FY 2011 Budget	FY 2012 Budget
Administrative Associate III	1.00	1.00	1.00	-	1.00	1.00
Administrative Associate V	1.00	-	-	-	-	-
Veterans Services Coordinator	1.00	1.00	1.00	-	1.00	1.00
Veterans Services Counselor	1.00	1.00	1.00	-	1.00	1.00
Total Full-Time Equivalents (FTE)	4.00	3.00	3.00	-	3.00	3.00

Notes:

The major variances for the FY 2011 Veteran Services budget are as follows:

Increases to Program Funding:

1. Increase reflects Florida Retirement System, Health Insurance and the remainder of the Cost of Living adjustment approved by the Board effective April 1, 2010.

Decreases to Program Funding:

1. Realignment of costs associated with the coordination of the Veterans Day Parade in the amount of \$2,500. Funding for the Veterans Day Parade is budgeted under line item agency funding due to a private organization taking the lead in organizing the annual parade, Veteran Events in Tallahassee (VET, Inc).

*The Military Personnel Grant Program provides financial assistance to Leon County residents serving on active duty in the United States military. Residents meeting this criterion are eligible to apply for a grant equal to that portion of their Leon County Ad Valorem property taxes on their owner occupied residence. A grant is also available to those active duty Leon County residents who are not property owners but meet all other eligibility criteria.

Public Services

Health & Human Services - Primary Health Care (001-971-562)

Goals

The goal of the Primary Health Care program is to effectively serve the residents of Leon County by providing primary health care services to low income and uninsured Leon County residents in an efficient and cost effective manner.

Objectives

1. Provide and present analysis, agenda items, and follow up to the Board of County Commissioners on healthcare issues.
2. Administer and manage the associated contracts with local healthcare agencies.
3. Collaborate with CareNet partners to achieve program goals.

Statutory Responsibilities

Florida Statute 154.011
Leon County Code Chapter 11 Article XVII Section 11

Advisory Board

Community Health Coordinating Committee

Performance Measures

Performance Measures	FY 2008 Actual	FY 2009 Actual	FY 2010 Estimate	FY 2011 Estimate
Reported # of patients receiving Primary Healthcare services*	15,579	17,219	17,000	17,000
Value of prescriptions filled through contracts associated with Primary Healthcare	\$4,563,015	\$6,812,533	\$4,600,000	\$5,325,183
Reported # of Referrals to WeCare (Capital Medical Society)*	1,320	1,193	1,200	1,200
Value of specialty care provided through contracts associated with Primary Healthcare**	\$1,076,573	\$806,781	\$1,350,000	1,350,000

*Note: FY10 and FY 11 Estimates are consistent with FY09 Actuals for the Primary Healthcare Program. The number of reported patients receiving Primary Healthcare services and the reported number of referrals to WeCare are measures based upon demand; therefore, the number reported will vary on an annual basis.

**Note: The decrease in Value of Specialty Care in FY09 is due to a shortage of certain specialists available to the Capital Medical Society Foundation WeCare program. The value of specialty care is equal to the cost of donated services provided by the Capital Medical Society Foundation's membership. The Capital Medical Society staff projects the value of specialty care for FY10 and FY11 will increase due to program expansion with the addition of dental care services and their continued marketing efforts to increase membership.

**Leon County Government
Fiscal Year 2011 Budget**

Public Services

Health & Human Services - Primary Health Care (001-971-562)

Budgetary Costs	FY 2009 Actual	FY 2010 Adopted	FY 2011 Continuation	FY 2011 Issues	FY 2011 Budget	FY 2012 Budget
Personnel Services	-	-	-	58,418	58,418	59,896
Operating	1,605,159	1,749,388	1,745,651	-	1,745,651	1,745,651
Total Budgetary Costs	1,605,159	1,749,388	1,745,651	58,418	1,804,069	1,805,547
Funding Sources	FY 2009 Actual	FY 2010 Adopted	FY 2011 Continuation	FY 2011 Issues	FY 2011 Budget	FY 2012 Budget
001 General Fund	1,605,159	1,749,388	1,745,651	58,418	1,804,069	1,805,547
Total Revenues	1,605,159	1,749,388	1,745,651	58,418	1,804,069	1,805,547
Staffing Summary	FY 2009 Actual	FY 2010 Adopted	FY 2011 Continuation	FY 2011 Issues	FY 2011 Budget	FY 2012 Budget
Healthcare Services Coordinator	-	-	-	1.00	1.00	1.00
Total Full-Time Equivalents (FTE)	-	-	-	1.00	1.00	1.00

Notes:

The major variances for the FY 2011 Primary Health Care budget are as follows:

Increases to Program Funding:

1. Approved by the Board at the June 22, 2010 budget workshop, funding for a Healthcare Services Coordinator position in the amount of \$58,418.

Decreases to Program Funding:

1. A reduction in payments for the KidCare Insurance Program funding in the amount of \$3,737.

**Leon County Government
Fiscal Year 2011 Budget**

Public Services

Health & Human Services - Primary Health Care (163-971-562)

Budgetary Costs	FY 2009 Actual	FY 2010 Adopted	FY 2011 Continuation	FY 2011 Issues	FY 2011 Budget	FY 2012 Budget
Operating	60,000	-	-	-	-	-
Total Budgetary Costs	60,000	-	-	-	-	-
Funding Sources	FY 2009 Actual	FY 2010 Adopted	FY 2011 Continuation	FY 2011 Issues	FY 2011 Budget	FY 2012 Budget
163 Primary Health Care MSTU	60,000	-	-	-	-	-
Total Revenues	60,000	-	-	-	-	-

Notes:

Primary Health care funding is now budgeted with general revenue as of FY08. In prior fiscal years, this program was funded by the Primary Healthcare MSTU (Fund 163). The budget for FY09 reflects the utilization of remaining fund balance to support the Healthy Start Program. All funding for contractual obligations with the Bond Clinic, Neighborhood Health Services, WeCare, and FAMU Pharmacy are now appropriated in the "Primary Health Care" org 001-971-562.

Public Services

Health & Human Services - Housing Finance Authority (161-808-554)

Goals

The goal of Housing Finance Authority (HFA) is to consider Leon County affordable housing financing for owner-occupied single-family units, multi-family housing units, townhouses and condominiums. This consideration includes the sale of taxable bonds once approved by resolution of the Board of County Commissioners.

Objectives

1. Continue to provide funding to conduct emergency repairs and assistance for home rehabilitation projects.
2. Continue to work in conjunction with the Escambia County Housing Finance Authority in the development of multi-million dollar single-family bond issuances.
3. Continue to provide oversight to the bond issuances of both Magnolia Terrace Apartments and Lakes at San Marcos.
4. Continue to function as the advisory committee for State Housing Initiative Program (SHIP) and the Community Development Block Grant (CDBG).
5. Issue, or issue jointly with other counties, single-family mortgage revenue bonds at below market rate.
6. Accept and review multi-family bond applications and make recommendations to the Board.
7. Review and make recommendations toward financing of current and or new housing strategies to be undertaken by the Department of Housing Services.

Statutory Responsibilities

Leon County Code: Chapter 2 Article III Division 3 Section 2

Leon County Code: Chapter 8 Article V Section 8-154

Advisory Board

None

**Leon County Government
Fiscal Year 2011 Budget**

Public Services

Health & Human Services - Housing Finance Authority (161-808-554)

Budgetary Costs	FY 2009 Actual	FY 2010 Adopted	FY 2011 Continuation	FY 2011 Issues	FY 2011 Budget	FY 2012 Budget
Operating	3,640	11,000	20,715	-	20,715	20,430
Grants-in-Aid	56,615	20,350	10,350	-	10,350	10,350
Total Budgetary Costs	60,255	31,350	31,065	-	31,065	30,780

Funding Sources	FY 2009 Actual	FY 2010 Adopted	FY 2011 Continuation	FY 2011 Issues	FY 2011 Budget	FY 2012 Budget
161 Housing Finance Authority	60,255	31,350	31,065	-	31,065	30,780
Total Revenues	60,255	31,350	31,065	-	31,065	30,780

Notes:

The major variances for the FY 2011 Housing Finance Authority budget are as follows:

Decreases to Program Funding:

1. Operating expenditures adjusted to match bond fee revenue in the amount of \$285.

Public Services

Emergency Medical Services (135-185-526)

Goals

The goal of Leon County EMS Division is to provide clinically superior, compassionate, cost effective emergency medical services to all citizens and visitors of Leon County; regardless of social economic status, utilizing the latest technologies and medical care standards, within the bounds of available resources.

Objectives

1. Provide basic and advanced life support emergency medical services to the citizens and visitors of Leon County through the use of such procedures as:
 - Defibrillation (cardio version), endotracheal intubations, initiation of intravenous access, and surgical cricothyroidotomy, administration of medications.
 - Perform cervical spine immobilizations, emergency childbirth, bandaging, splinting, and other medical assistance and procedures as necessary.
2. Provide injury prevention training programs to citizens.
3. Maintain the Counties' Heart Ready status through the further development of the public access automated defibrillator (AED) program and by training citizens in cardio pulmonary resuscitation (CPR) and AED use.
4. Maintain a constant state of readiness to respond to major disasters, both manmade and natural.
5. Provide administrative oversight of the volunteer fire departments.

Statutory Responsibilities

Article III Leon County Code of Law
Chapter 401 Florida Statute
Chapter 64J-1 Florida Administrative Code

Advisory Board

Emergency Medical Services Advisory Council

Benchmarking

Benchmark Data	Leon County	Benchmark
% of calls within urban areas responded to within 8 mins/59 secs	89	90
% of calls within suburban areas responded to within 12 mins/59 secs	82	90
% of calls within rural areas responded to within 17 mins/59 secs	87	90

Benchmark Sources: American Ambulance Association and NFPA 450

Performance Measures

Performance Measures	FY 2008 Actual	FY 2009 Actual	FY 2010 Estimate	FY 2011 Estimate
# of calls for service responded to	30,815	30,719	33,000	33,100
# of transports made	21,203	21,780	23,100	23,200
# of public education events conducted	83	92	110	130

**Leon County Government
Fiscal Year 2011 Budget**

Public Services

Emergency Medical Services (135-185-526)

Budgetary Costs	FY 2009 Actual	FY 2010 Adopted	FY 2011 Continuation	FY 2011 Issues	FY 2011 Budget	FY 2012 Budget
Personnel Services	7,368,995	7,883,976	8,318,796	-	8,318,796	8,796,614
Operating	3,850,510	4,422,778	4,526,362	43,218	4,569,580	4,687,255
Transportation	502,973	573,351	734,909	-	734,909	737,214
Capital Outlay	23,577	-	-	-	-	-
Total Budgetary Costs	11,746,055	12,880,105	13,580,067	43,218	13,623,285	14,221,083
Funding Sources	FY 2009 Actual	FY 2010 Adopted	FY 2011 Continuation	FY 2011 Issues	FY 2011 Budget	FY 2012 Budget
135 Emergency Medical Services MSTU	11,746,055	12,880,105	13,580,067	43,218	13,623,285	14,221,083
Total Revenues	11,746,055	12,880,105	13,580,067	43,218	13,623,285	14,221,083
Staffing Summary	FY 2009 Actual	FY 2010 Adopted	FY 2011 Continuation	FY 2011 Issues	FY 2011 Budget	FY 2012 Budget
EMS Director	1.00	1.00	1.00	-	1.00	1.00
EMS Division Manager	2.00	2.00	2.00	-	2.00	2.00
EMS Field Operations Supervisor	4.00	5.00	6.00	-	6.00	6.00
EMS System Controller	4.25	4.25	4.25	-	4.25	4.25
EMS Staff Assistant	3.00	3.00	3.00	-	3.00	3.00
Emergency Medical Technician	25.00	30.00	28.00	-	28.00	28.00
Paramedic	52.00	53.00	55.00	-	55.00	55.00
EMS Supply Technician	2.00	2.00	2.00	-	2.00	2.00
EMS Quality Improv. & Educ. Manager	1.00	1.00	1.00	-	1.00	1.00
EMS Billing Coordinator	1.00	1.00	1.00	-	1.00	1.00
Medical Director	1.00	1.00	1.00	-	1.00	1.00
EMT/Paramedic Part-Time	6.60	7.10	7.10	-	7.10	7.10
EMS Special Operations Manager	1.00	1.00	-	-	-	-
Total Full-Time Equivalents (FTE)	103.85	111.35	111.35	-	111.35	111.35
OPS Staffing Summary	FY 2009 Actual	FY 2010 Adopted	FY 2011 Continuation	FY 2011 Issues	FY 2011 Budget	FY 2012 Budget
EMS Consolidated OPS	1.00	1.00	1.00	-	1.00	1.00
Total OPS Full-Time Equivalents (FTE)	1.00	1.00	1.00	-	1.00	1.00

Notes:

The major variances for the FY 2011 Emergency Medical Services budget are as follows:

Increases to Program Funding:

1. Increase reflects Florida Retirement System, Health Insurance and the remainder of the Cost of Living adjustment approved by the Board effective April 1, 2010.
2. Costs associated with workers' compensation.
3. Contracts or other obligations for continuity of services in the amount of \$66,884 for the medical services billing fee and, as specified in the Fire Services agreement with the City of Tallahassee, Advanced Life Support services.
4. Approved by the Board during the October 13, 2010 meeting, costs associated with joining and maintaining membership in the Big Bend Regional Health Information Organization (BBRIHO) in the amount of \$33,000.
5. Costs associated with transportation (vehicle repair, insurance, and fuel) in the amount of \$161,558.
6. Medical and Operating Supplies in the amount of \$46,968.

Approved by the Board, total full time equivalents (FTE) for the EMS program increased during the 2009 budget year due to the transfer of four Emergency Medical Dispatchers from the Sheriff's office and one Field Operations Supervisor, previously funded by a grant and subsequently funded by EMS, as stipulated in the grant agreement. The Sheriff's office budget shows a corresponding reduction from the staff transfer. Additionally, during the 2010 budget year, a Special Operations Manager was reclassified as a Field Operations Supervisor.

**Leon County Government
Fiscal Year 2011 Budget**

Public Services

Capital Regional Transportation Planning Agency (001-402-515)

Budgetary Costs	FY 2009 Actual	FY 2010 Adopted	FY 2011 Continuation	FY 2011 Issues	FY 2011 Budget	FY 2012 Budget
Personnel Services	8,555	199,309	209,080	-	209,080	218,731
Operating	-	15,000	15,000	-	15,000	15,000
Total Budgetary Costs	8,555	214,309	224,080	-	224,080	233,731
<hr/>						
Funding Sources	FY 2009 Actual	FY 2010 Adopted	FY 2011 Continuation	FY 2011 Issues	FY 2011 Budget	FY 2012 Budget
001 General Fund	8,555	214,309	224,080	-	224,080	233,731
Total Revenues	8,555	214,309	224,080	-	224,080	233,731
<hr/>						
Staffing Summary	FY 2009 Actual	FY 2010 Adopted	FY 2011 Continuation	FY 2011 Issues	FY 2011 Budget	FY 2012 Budget
Sr. Transportation Planner	1.00	1.00	1.00	-	1.00	1.00
Transportation Planning Administrator	1.00	1.00	1.00	-	1.00	1.00
Total Full-Time Equivalents (FTE)	2.00	2.00	2.00	-	2.00	2.00

Notes:

The major variances for the FY 2011 Capital Regional Transportation Planning Agency budget are as follows:

Increases to Program Funding:

1. Increase reflects Florida Retirement System, Health Insurance and the remainder of the Cost of Living adjustment approved by the Board effective April 1, 2010.

Funding for the Capital Regional Transportation Planning Agency was realigned within the budget to account for the expenditures related to this program. Previously, funding for this program was included in the Planning Department's budget. Personnel expenses are reimbursed and will have a zero net budget impact.

Public Services

Planning Department - Planning Department (001-817-515)

Goals

The goal of the Planning Department is to provide accurate information, creative, and effective planning recommendations and expertise in the areas of long range land use, environmental and transportation planning, and land use administration to the City and County governments, the Planning Commission, appointed boards and committees, residents, and businesses.

Objectives

Planning Management

1. Provides coordination and oversight of all planning functions.
2. Ensures administration of the department budget; ensures expenditure levels conform to approved resources.
3. Monitors federal and state legislation impacting municipal government planning activities.
4. Provides timely and effective planning information for the orderly growth of the Tallahassee community.

Planning Support

1. Provides efficient support service activities (GIS, research, mapping, graphics, computer assistance, and publication assistance) to the Planning Department and to City and County Governments.

Administrative Services

1. Promotes the efficient and effective administrative services support for the entire department; provides additional resources in understaffed areas; improves use of existing staff and fiscal resources; and promotes effective division, and external department coordination

Land Use Administration

1. Review rezonings, Planned Unit Developments (PUD), Developments of Regional Impact (DRI), and other large scale developments;
2. Processes and reviews abandonments, development applications within the Capitol Center Planning District, and street reclassification requests.
3. Assists other divisions and departments with the creation and processing of land development regulations for special study areas.
4. Reviews County and City development plans.

Comprehensive Planning

1. Promotes the implementation of the Tallahassee Leon County Comprehensive Plan including process evaluation and amendments.
2. Provides coordination for long range planning projects and issues.
3. Develops and implements long range plans to identify and protect natural resources, including canopy roads, wildlife and listed species habitat, unique vegetation communities, community open space and surface water resources through greenways and mitigation planning, land acquisition, environmental research and resource assessment, and coordination with other agencies.
4. Researches and prepares reports and recommendations for special planning initiatives directed by the County Commission, City Commission, or State statutes.

Statutory Responsibilities

Florida Statutes: Chapter 163 "Comprehensive Planning", Chapter 163 "Development Agreements", Chapter 125, Title 11, Chapter 164 "Municipal Annexations & Contractions", Chapter 339 "Transportation Planning", Chapter 427 "Land Acquisition"; Local: Chapter 10, Article II "Local Planning Agency", Article V "Comprehensive Planning", Article VI "Concurrency Management", Article VII "Environmental Management"

Advisory Board

Planning Commission; Local Planning Agency; Canopy Roads Citizens Advisory Board; Water Resources Committee; Urban Design Commission, Local Mitigation Strategy Committee

Performance Measures

Performance Measures	FY 2008 Actual	FY 2009 Actual	FY 2010* Estimate	FY 2011* Estimate
# of Land Use Applications Processed, including Site Plans, Text Amendments, Subdivisions, Plats, etc. (City and County)	185	224	100	120
# of Rezonings, PUDs Processed	32	31	30	30
# of Comp Plan Amendments Analyzed and Processed	19	22	25	25
# of SF of Non-Residential Development Permitted in the Southern Strategy Area	38,526	51,599	10,000	40,000
# of Residential Dwelling Units Permitted within the Southern Strategy Area.	131	79	20	50
# of GIS Layers Actively Maintained	8	8	7	7

*Note: FY10 & 11 Estimates reflect the impact of a recession economy and stagnant housing market.

**Leon County Government
Fiscal Year 2011 Budget**

Public Services

Planning Department - Planning Department (001-817-515)

Budgetary Costs	FY 2009 Actual	FY 2010 Adopted	FY 2011 Continuation	FY 2011 Issues	FY 2011 Budget	FY 2012 Budget
Personnel Services	74,029	73,477	75,917	-	75,917	79,619
Operating	30,943	35,000	35,000	-	35,000	35,000
Grants-in-Aid	978,580	810,669	810,669	33,972	844,641	844,641
Total Budgetary Costs	<u>1,083,552</u>	<u>919,146</u>	<u>921,586</u>	<u>33,972</u>	<u>955,558</u>	<u>959,260</u>
Funding Sources	FY 2009 Actual	FY 2010 Adopted	FY 2011 Continuation	FY 2011 Issues	FY 2011 Budget	FY 2012 Budget
001 General Fund	1,083,552	919,146	921,586	33,972	955,558	959,260
Total Revenues	<u>1,083,552</u>	<u>919,146</u>	<u>921,586</u>	<u>33,972</u>	<u>955,558</u>	<u>959,260</u>
Staffing Summary	FY 2009 Actual	FY 2010 Adopted	FY 2011 Continuation	FY 2011 Issues	FY 2011 Budget	FY 2012 Budget
Executive Secretary	1.00	1.00	1.00	-	1.00	1.00
GIS Coordinator	2.00	2.00	2.00	-	2.00	2.00
Planner	1.00	1.00	1.00	-	1.00	1.00
Planner II	10.00	10.00	10.00	-	10.00	10.00
Transportation Planner	1.00	1.00	1.00	-	1.00	1.00
Director	1.00	1.00	1.00	-	1.00	1.00
Graphics & Mapping Specialist	2.00	1.00	1.00	-	1.00	1.00
Supervisor Planning Research	1.00	1.00	1.00	-	1.00	1.00
Administrative Supervisor	1.00	1.00	1.00	-	1.00	1.00
Secretary IV	3.00	3.00	3.00	-	3.00	3.00
Land Use Planning Administrator	1.00	1.00	1.00	-	1.00	1.00
Community Involvement Planner	2.00	2.00	2.00	-	2.00	2.00
Manager, Special Project Planning	1.00	1.00	1.00	-	1.00	1.00
Comprehensive & Environmental Admin	1.00	1.00	1.00	-	1.00	1.00
Manager, Comprehensive Planning	1.00	1.00	1.00	-	1.00	1.00
Total Full-Time Equivalents (FTE)	<u>29.00</u>	<u>28.00</u>	<u>28.00</u>	<u>-</u>	<u>28.00</u>	<u>28.00</u>

Notes:

The major variances for the FY 2011 Planning Department budget are as follows:

Increases to Program Funding:

1. Increase reflects Florida Retirement System, Health Insurance and the remainder of the Cost of Living adjustment approved by the Board effective April 1, 2010.
2. Costs associated with the County's portion for the Planning Department in the amount of \$33,972.

This funding represents the County's portion of the Planning Department budget. Through an interlocal agreement, the City and County provide joint funding for this department.

**Leon County Government
Fiscal Year 2011 Budget**

Public Services

Blueprint 2000 (001-403-515)

Budgetary Costs	FY 2009 Actual	FY 2010 Adopted	FY 2011 Continuation	FY 2011 Issues	FY 2011 Budget	FY 2012 Budget
Personnel Services	-	-	61,603	-	61,603	64,740
Total Budgetary Costs	-	-	61,603	-	61,603	64,740
<hr/>						
Funding Sources	FY 2009 Actual	FY 2010 Adopted	FY 2011 Continuation	FY 2011 Issues	FY 2011 Budget	FY 2012 Budget
001 General Fund	-	-	61,603	-	61,603	64,740
Total Revenues	-	-	61,603	-	61,603	64,740
<hr/>						
Staffing Summary	FY 2009 Actual	FY 2010 Adopted	FY 2011 Continuation	FY 2011 Issues	FY 2011 Budget	FY 2012 Budget
Legal Assistant	-	-	1.00	-	1.00	1.00
Total Full-Time Equivalents (FTE)	-	-	1.00	-	1.00	1.00

Notes:

As approved by the Board at the January 26, 2010 meeting, budget was established for one Blueprint 2000 employee opting for County benefits as allowed by the interlocal agreement establishing the agency. Blueprint 2000 will reimburse the County on an annual basis for the personnel expenses.

Public Services

Office of Sustainability (001-127-513)

Goals

The goal of the Office of Sustainability is to initiate and maintain a commitment to sustainable practices through innovative leadership and cooperative partnerships within Leon County operations and our community.

Objectives

1. Coordinate the development and implementation of energy conservation measures.
2. Communicate, publicize, and promote sustainable practices within County operations and the community.
3. Oversee the documentation, measurement, and evaluation of program performance data.
4. Initiate and facilitate opportunities to improve sustainability, conserve energy, and reduce green house gases.
5. Research and analyze trends, emerging technologies, and best practices.

Statutory Responsibilities

Leon County Resolution R07-15 supporting participation in the international Council for Local Environmental Initiatives (ICLEI); Leon County Resolution R08-64 supporting participation in the local government Green Jobs Pledge; HB 7135, affecting F.S 255, 286.28

Advisory Board

Leon County Citizen Task Force on Sustainability
Sustainable Operations Team
Extension Advisory Committee for Climate Change and Sustainable Living Education
Tallahassee Food Council
Idle Free Tallahassee-Leon

**Leon County Government
Fiscal Year 2011 Budget**

Public Services

Office of Sustainability (001-127-513)

Budgetary Costs	FY 2009 Actual	FY 2010 Adopted	FY 2011 Continuation	FY 2011 Issues	FY 2011 Budget	FY 2012 Budget
Personnel Services	56,855	86,688	168,379	-	168,379	176,358
Operating	28,434	101,575	101,540	-	101,540	101,540
Capital Outlay	-	5,000	-	-	-	-
Total Budgetary Costs	<u>85,289</u>	<u>193,263</u>	<u>269,919</u>	<u>-</u>	<u>269,919</u>	<u>277,898</u>
Funding Sources	FY 2009 Actual	FY 2010 Adopted	FY 2011 Continuation	FY 2011 Issues	FY 2011 Budget	FY 2012 Budget
001 General Fund	85,289	193,263	269,919	-	269,919	277,898
Total Revenues	<u>85,289</u>	<u>193,263</u>	<u>269,919</u>	<u>-</u>	<u>269,919</u>	<u>277,898</u>
Staffing Summary	FY 2009 Actual	FY 2010 Adopted	FY 2011 Continuation	FY 2011 Issues	FY 2011 Budget	FY 2012 Budget
Sustainability Manager	1.00	1.00	1.00	-	1.00	1.00
Energy Coordinator	-	-	1.00	-	1.00	1.00
Total Full-Time Equivalents (FTE)	<u>1.00</u>	<u>1.00</u>	<u>2.00</u>	<u>-</u>	<u>2.00</u>	<u>2.00</u>

Notes:

The major variances for the FY 2011 Office of Sustainability budget are as follows:

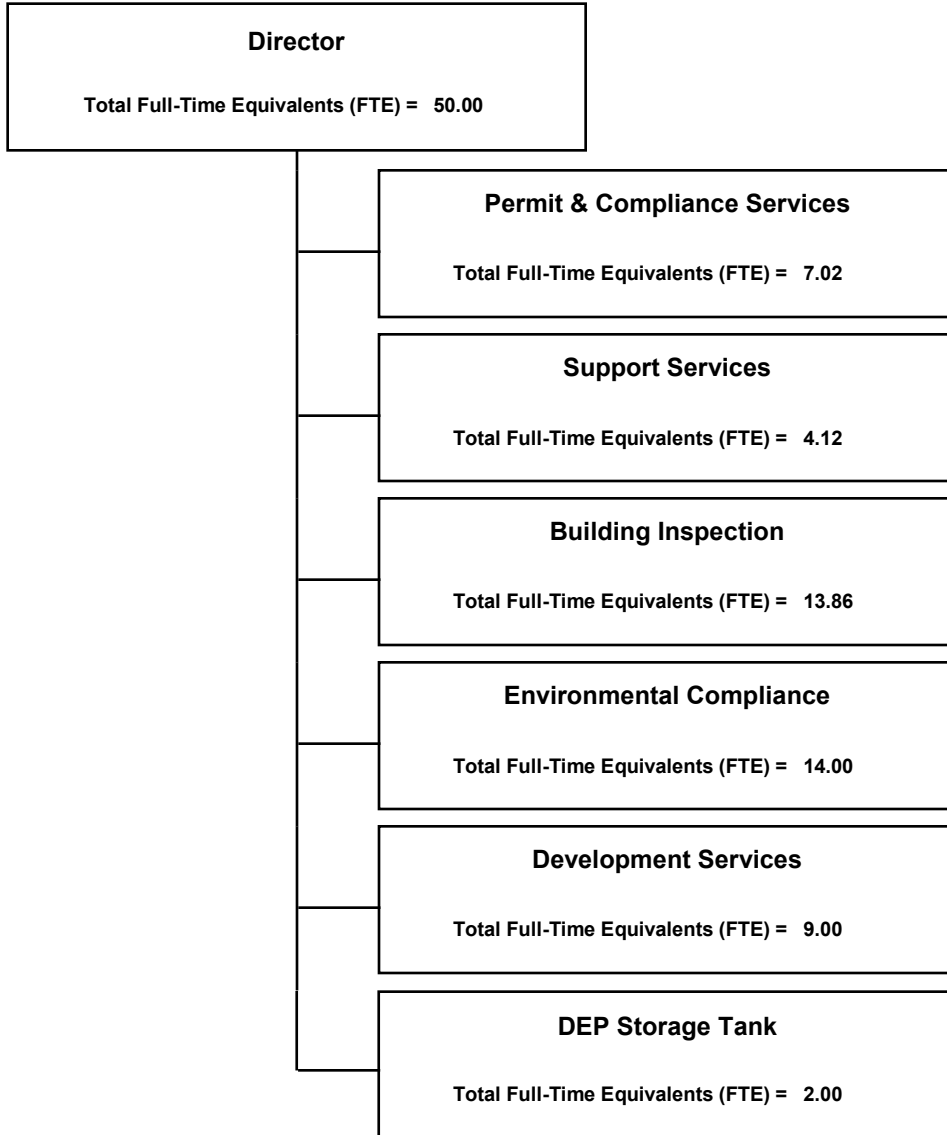
Increases to Program Funding:

1. Increase reflects Florida Retirement System, Health Insurance and the remainder of the Cost of Living adjustment approved by the Board effective April 1, 2010.
2. During the March 23, 2010 meeting, the Board approved the addition of the Energy Coordinator position in the amount of \$78,721. The County anticipates cost savings in energy consumption to provide funding for this position.

Growth & Environmental Management

Organizational Chart	8 -2
Executive Summary	8 -3
Growth & Environmental Management Summary	8 -4
Permit & Compliance Services	8 -5
Support Services	8 -7
Building Inspection	8 -9
Environmental Compliance	8 -11
Development Services	8 -13
DEP Storage Tank	8 -15

Growth & Environmental Management



Growth & Environmental Management

Executive Summary

The Growth & Environmental Management (GEM) section of the Leon County FY 2011 Annual Budget is comprised of Permit & Compliance Services, Support Services, Building Inspection, Environmental Compliance, Development Services, and Department of Environmental Protection Storage Tank program.

Permit & Compliance Services coordinates and administers licensing code compliance, growth and environmental management services, and citizen review board services. Support Services provides the administrative direction and support necessary to enable the Department to serve the public, governmental entities, and the development and environmental communities. Building Inspection ensures compliance with appropriate construction codes through permit issuance, plans review, inspections, and use of automation technologies. Development Services ensures that all land development proposals are approved consistent with adopted regulations. Environmental Compliance provides technical and scientific permitting and review services, and disseminates environmental information to the public. The Storage Tank program implements the Florida Department of Environmental Protection Storage Tank Contract.

HIGHLIGHTS

The Leon County Department of Growth & Environmental Management (GEM) moved to the Renaissance Center in Frenchtown, on March 19, 2007. The new location now offers the community a "one-stop" center for growth management and planning related activities since the Tallahassee-Leon County Planning and the City of Tallahassee Growth Management departments moved to this location during FY 2008.

During a FY 2010 mid-year reorganization of the Department of Growth and Environmental Management, the previous Support Services division was renamed Permit & Compliance Services and a new Support Services division was created. Operating and personnel budgets were split between the two divisions.

Growth and Environmental Management:

The slow down in the real estate and construction related markets in the County have had a corresponding impact on the number of development approvals and environmental permits that are being submitted for review. This has caused a decline in revenue to the Department. To ameliorate the effects of this slow down, nine positions were eliminated in Growth and Building Inspection during a mid-year FY 2010 reorganization. The combined annual savings by eliminating these positions is \$688,521 for FY 2011.

Even with these budget reductions, 72% of Growth Management's FY 2011 budget is being transferred from the County's general revenue to subsidize the Department's operations, up from the historic 50% of the budget. If development review application and environmental permitting levels do not return to normal levels within this period, additional adjustments may be required. These adjustments may include fee changes, additional position reductions, or increased general revenue support.

Building Review and Inspection:

Even with the elimination of positions, the Building Inspection Fund will have to utilize the majority of its fund balance, and for the first time, receive general revenue support in FY 2011 to meet its expenditure needs. General revenue in the amount of \$160,000 will offset the cost of indirect charges for internal services such as management information, human resources, pay roll and facilities management. If permitting levels do not return to more normal levels next fiscal year, either the general revenue subsidy will have to be increased or further expenditure reductions will need to be made.

Department of Environmental Protection (DEP) Storage Tank Program:

The Department continues to contract with DEP to conduct pollutant storage tank inspection within the County and recently entered into a new 10 year contract for these inspection services.

**Leon County Government
Fiscal Year 2011 Budget**

Growth & Environmental Management

Budgetary Costs	FY 2009 Actual	FY 2010 Adopted	FY 2011 Continuation	FY 2011 Issues	FY 2011 Budget	FY 2012 Budget
Personnel Services	4,331,339	4,228,103	4,318,966	(688,521)	3,630,445	3,828,036
Operating	132,354	261,826	259,586	-	259,586	258,905
Transportation	70,098	90,168	93,700	-	93,700	93,712
Total Budgetary Costs	<u>4,533,791</u>	<u>4,580,097</u>	<u>4,672,252</u>	<u>(688,521)</u>	<u>3,983,731</u>	<u>4,180,653</u>
Appropriations	FY 2009 Actual	FY 2010 Adopted	FY 2011 Continuation	FY 2011 Issues	FY 2011 Budget	FY 2012 Budget
Permit & Compliance Services	784,830	799,031	438,046	-	438,046	457,750
Support Services	-	-	413,679	(67,316)	346,363	371,881
Building Inspection	1,372,539	1,374,163	1,370,112	(224,368)	1,145,744	1,194,929
Environmental Compliance	1,433,540	1,467,563	1,522,691	(227,565)	1,295,126	1,362,267
Development Services	807,397	792,967	774,545	(169,273)	605,272	634,233
DEP Storage Tank	135,485	146,373	153,180	-	153,180	159,593
Total Budget	<u>4,533,791</u>	<u>4,580,097</u>	<u>4,672,252</u>	<u>(688,521)</u>	<u>3,983,731</u>	<u>4,180,653</u>
Funding Sources	FY 2009 Actual	FY 2010 Adopted	FY 2011 Continuation	FY 2011 Issues	FY 2011 Budget	FY 2012 Budget
120 Building Inspection	1,372,539	1,374,163	1,370,112	(224,368)	1,145,744	1,194,929
121 Growth Management	3,025,767	3,059,561	3,148,961	(464,154)	2,684,807	2,826,131
125 Grants	135,485	146,373	153,180	-	153,180	159,593
Total Revenues	<u>4,533,791</u>	<u>4,580,097</u>	<u>4,672,252</u>	<u>(688,521)</u>	<u>3,983,731</u>	<u>4,180,653</u>
Staffing Summary	FY 2009 Actual	FY 2010 Adopted	FY 2011 Continuation	FY 2011 Issues	FY 2011 Budget	FY 2012 Budget
Building Inspection	19.28	17.11	17.11	(3.25)	13.86	13.86
DEP Storage Tank	2.00	2.00	2.00	-	2.00	2.00
Development Services	14.00	12.00	11.00	(2.00)	9.00	9.00
Environmental Compliance	20.00	17.00	17.00	(3.00)	14.00	14.00
Permit & Compliance Services	12.72	10.89	7.02	-	7.02	7.02
Support Services	-	-	4.87	(0.75)	4.12	4.12
Total Full-Time Equivalents (FTE)	<u>68.00</u>	<u>59.00</u>	<u>59.00</u>	<u>(9.00)</u>	<u>50.00</u>	<u>50.00</u>
OPS Staffing Summary	FY 2009 Actual	FY 2010 Adopted	FY 2011 Continuation	FY 2011 Issues	FY 2011 Budget	FY 2012 Budget
Development Services	-	-	1.00	-	1.00	1.00
Total OPS Full-Time Equivalents (FTE)	<u>-</u>	<u>-</u>	<u>1.00</u>	<u>-</u>	<u>1.00</u>	<u>1.00</u>

Growth & Environmental Management

Permit & Compliance Services (121-423-537)

Goals

The goal of the Division of Permit and Compliance Services is to administer, centralize, coordinate and facilitate licensing code compliance, citizen review boards, and growth and environmental management services to residents, property owners and land development professionals served by the Department of Growth and Environmental Management, in order to achieve compliance with adopted ordinances and policies.

Objectives

1. Provide administrative support for the Code Enforcement Board and Contractor's Licensing and Examination Board.
2. Coordinate Code processing through the Code Compliance Program.
3. Coordinate and promote Code compliance through educational efforts.
4. Provide an initial point of contact to customers for all matters regarding Growth & Environmental Management.
5. Ensure applications are quickly and accurately processed in accordance with the direction of the County Commission and the Florida Building Code.
6. Coordinate the internet permitting activities with customers, vendors, Building Inspection, and MIS.

Statutory Responsibilities

Leon County Code of Laws; Chapter 10 "Environmental Management Act"; Chapter 14 "Junk and Litter"; Chapter 6 and Florida Statutes, Chapter 162 "Code Enforcement Board"

Advisory Board

County's Contractor Licensing and Examination Board; Code Enforcement Board

Benchmarking

Benchmarking*	Leon County FY 2009	Benchmark
Code compliance cases brought into compliance as a % of open cases (701 cases)	55%	54.5%
Code compliance cases brought into compliance as a % of all cases (1,272 total)	78%	62.9%

*International City Management Association Comparable Performance Measurement 2006

Performance Measures

Performance Measures	FY 2008 Actual	FY 2009 Actual	FY 2010 Estimate	FY 2011 Estimate
# of permit applications received and processed	4,322	3,855	3,100	3,500
% of Code Enforcement Board orders prepared and executed within 10 working days	96/100%	100/100%	45/100%	45/100%
# of walk-in customers	9,037	9,500	9,500*	9,600
# of permits issued or approved	3,840	3,219	3,000	3,100
# of calls processed	54,500	48,500	55,000	52,000
Total fees received**	\$3.2 million	\$2.4 million	\$2.4 million***	\$1.9 million

* Original estimate of 7,500 revised due to higher than estimated actual for FY 2009 and Year-to-date activity in FY 2010. Impact of weak economy has not caused a decrease in walk-in customers.

**Includes all fees for the Department of Growth & Environmental Management, including Building Inspection.

*** Due to economic conditions, permitting levels continue to decline; therefore, the total fees received are projected to only be \$2.0 million for FY 2010. The FY 2010 Actual fees received will be reflected in the FY 2010 Annual Report.

**Leon County Government
Fiscal Year 2011 Budget**

**Growth & Environmental Management
Permit & Compliance Services (121-423-537)**

Budgetary Costs	FY 2009 Actual	FY 2010 Adopted	FY 2011 Continuation	FY 2011 Issues	FY 2011 Budget	FY 2012 Budget
Personnel Services	734,863	726,526	403,967	-	403,967	423,671
Operating	46,775	68,403	31,813	-	31,813	31,813
Transportation	3,192	4,102	2,266	-	2,266	2,266
Total Budgetary Costs	<u>784,830</u>	<u>799,031</u>	<u>438,046</u>	<u>-</u>	<u>438,046</u>	<u>457,750</u>
Funding Sources	FY 2009 Actual	FY 2010 Adopted	FY 2011 Continuation	FY 2011 Issues	FY 2011 Budget	FY 2012 Budget
121 Growth Management	784,830	799,031	438,046	-	438,046	457,750
Total Revenues	<u>784,830</u>	<u>799,031</u>	<u>438,046</u>	<u>-</u>	<u>438,046</u>	<u>457,750</u>
Staffing Summary	FY 2009 Actual	FY 2010 Adopted	FY 2011 Continuation	FY 2011 Issues	FY 2011 Budget	FY 2012 Budget
Administrative Associate III	1.22	0.61	0.61	-	0.61	0.61
Administrative Associate V	1.22	1.22	0.61	-	0.61	0.61
Asst to the GEM Director	0.75	0.75	-	-	-	-
Director of Growth & Env Mgmt	0.95	0.95	-	-	-	-
Permit & Compliance Services Dir.	0.75	0.75	0.75	-	0.75	0.75
Permit Processing Supervisor	0.61	0.61	0.61	-	0.61	0.61
Permit Technician	1.83	1.22	1.22	-	1.22	1.22
Records Manager	0.61	0.61	-	-	-	-
Records Technician	0.61	-	-	-	-	-
Senior Compliance Specialist	1.00	1.00	1.00	-	1.00	1.00
Sr. Administrative Associate	0.95	0.95	-	-	-	-
Code Enforcement Board Tech	0.61	0.61	0.61	-	0.61	0.61
Contractors Licensing Board Technician	0.61	0.61	0.61	-	0.61	0.61
Code Compliance Supervisor	1.00	1.00	1.00	-	1.00	1.00
Total Full-Time Equivalents (FTE)	<u>12.72</u>	<u>10.89</u>	<u>7.02</u>	<u>-</u>	<u>7.02</u>	<u>7.02</u>

Notes:

During a FY10 mid-year reorganization of the Growth and Environmental Management department, the previous Support Services division was renamed Permit & Compliance Services and a new Support Services division was created. Operating and personnel budgets were split between the two divisions.

The major variances for the FY 2011 Permit & Compliance Services budget are as follows:

Increases to Program Funding:

- Increase reflects Florida Retirement System, Health Insurance and the remainder of the Cost of Living adjustment approved by the Board effective April 1, 2010.

Decreases to Program Funding:

- Decreases are due to a portion of the operating and personnel budgets being split between Permit and Compliance Services and the newly created Support Services division. A total of 3.87 FTE were realigned to the new Support Services division.

Growth & Environmental Management

Support Services (121-424-537)

Goals

The goal of the Division of Support Services is to provide the administrative direction and support necessary to enable the Department to serve the public, governmental entities, and the development and environmental communities by managing growth and protecting the natural environment through public information and assistance, development review and permitting activities, and other compliance related services consistent with all applicable County and State plans, regulations, and policies.

Objectives

1. Provide department wide direction, coordination, and support to divisions and programs.
2. Provide administrative coordination and support for agenda, budget, personnel, training, property, and other such reports.
3. Act as liaison between the public and Department staff regarding scheduling, meetings, correspondence, public records requests, etc.
4. Provide the initial point of contact for the public and other governmental entities in their requests for information and reservation of the 2nd floor conference room.
5. Provide the initial point of contact for the public, Department staff, and other governmental staff in their request for building, code compliance, development review, or environmental records.

Statutory Responsibilities

Permit & Compliance Services - Chapter 19, Florida Statutes (Florida Public Records Law); also, the statutory responsibilities for Building Inspection, Environmental Compliance, and Development Services included below:

Building - 101 Life Safety Code - F.S., Chapter 633.025; Florida Mechanical Code - Leon County Code of Laws, Section 5-(151 - 153); Florida Plumbing Code; & F.S., Chapter 553.01 - 553.14; National Electrical Code; & F.S., Chapter 553.15 - 553.23; Florida Gas Code; Florida Building Code: & F.S., Chapter 553.73; Florida Energy Code - F.S., Chapter 553.900 - 553.975; Florida Americans With Disabilities Act - F.S., Chapter 553.45 - 553.495; Zoning Code - (LCCOL), Section 10 -(836 - 837); Contractor Licensing; Swimming Pool Code; Florida/County Mobile Homes Installation - (LCCOL), Section 5 -(166 - 175); & F.S., Administrative Rule, Chapter 15C-1.10; Floodplain Management; Sign Code - (LCCOL), Section 10-(1801 - 1830); Florida Fire Code; & F.S., Chapter 633.025; Section 10-362; Florida Construction Lien Laws - F.S., Chapter 713.135; Florida Radon Code Funding - F.S., Chapter 404.056(4). Mandatory Building Inspector Certification - F.S., Chapter 468.601-468.633

Development Services - Florida Statutes, Chapters 163 and 380; the Tallahassee-Leon County Comprehensive Plan; Leon County Code of Laws, Chapter 10 (Land Development Code); and other BCC adopted plans and implementing policy and procedures manuals

Environmental Management - Leon County Code of Laws; Chapter 10 "Environmental Management Act"; Chapter 14 "Junk and Litter"; Chapter 6 & Florida Statutes, Chapter 162 "Code Enforcement Board"

Advisory Board

County's Contractor Licensing and Examination Board; Code Enforcement Board; Board of Adjustment and Appeals; Development Review Committee; Growth and Environmental Management Citizens' User Group; Tallahassee-Leon County Planning Commission; Science Advisory Committee

Growth & Environmental Management

Support Services (121-424-537)

Budgetary Costs	FY 2009 Actual	FY 2010 Adopted	FY 2011 Continuation	FY 2011 Issues	FY 2011 Budget	FY 2012 Budget
Personnel Services	-	-	375,119	(67,316)	307,803	333,321
Operating	-	-	36,295	-	36,295	36,295
Transportation	-	-	2,265	-	2,265	2,265
Total Budgetary Costs	-	-	413,679	(67,316)	346,363	371,881
<hr/>						
Funding Sources	FY 2009 Actual	FY 2010 Adopted	FY 2011 Continuation	FY 2011 Issues	FY 2011 Budget	FY 2012 Budget
121 Growth Management	-	-	413,679	(67,316)	346,363	371,881
Total Revenues	-	-	413,679	(67,316)	346,363	371,881
<hr/>						
Staffing Summary	FY 2009 Actual	FY 2010 Adopted	FY 2011 Continuation	FY 2011 Issues	FY 2011 Budget	FY 2012 Budget
Administrative Associate V	-	-	1.61	-	1.61	1.61
Asst to the GEM Director	-	-	0.75	(0.75)	-	-
Director of Growth & Env Mgmt	-	-	0.95	-	0.95	0.95
Records Manager	-	-	0.61	-	0.61	0.61
Sr. Administrative Associate	-	-	0.95	-	0.95	0.95
Total Full-Time Equivalents (FTE)	-	-	4.87	(0.75)	4.12	4.12

Notes:

During a FY10 mid-year reorganization of the Growth and Environmental Management department, the previous Support Services division was renamed Permit & Compliance Services and a new Support Services division was created. Operating and personnel budgets were split between the two divisions.

The major variances for the FY 2011 Support Services budget are as follows:

Increases to Program Funding:

1. Increase reflects Florida Retirement System, Health Insurance and the remainder of the Cost of Living adjustment approved by the Board effective April 1, 2010.

Decreases to Program Funding:

1. Due to current economic conditions, permitting levels continue to decline and as a result, an Assistant to the Growth & Environmental Management position has been eliminated in the amount of \$67,316.

Growth & Environmental Management

Building Inspection (120-220-524)

Goals

The goal of the Division of Building Inspection is to ensure a safely built environment for the public within the unincorporated areas of Leon County. Building Inspection effectively and efficiently obtains compliance with appropriate construction codes and Leon County Code of Laws through permit issuance, plans review, inspections, use of automation technologies, training, support for the County's Contractor Licensing and Code Enforcement Boards and the Board of Adjustment and Appeals; all to be performed in a customer and staff sensitive manner.

Objectives

1. Review of plans prior to issuance of permits to ensure structures are designed in accordance with applicable codes.
2. Ensure structures are constructed in accordance with approved plans and applicable codes through onsite inspections.
3. Provide staff support to the Contractors Licensing Board to ensure contractors' performance complies with State and local requirements.
4. Review new construction products, methods, and materials prior to use in Leon County.
5. Provide staff support to the Board of Adjustment and Appeals and the Code Enforcement Board.
6. Provide assistance to the Florida Association of Counties, Florida League of Cities, and the Building Officials Association of Florida during the Legislative Session and related Committee meetings regarding local impacts of proposed construction legislation.

Statutory Responsibilities

101 Life Safety Code - F.S., Chapter 633.025; Florida Mechanical Code - Leon County Code of Laws, Section 5-(151 - 153); Florida Plumbing Code; & F.S., Chapter 553.01 - 553.14; National Electrical Code; & F.S., Chapter 553.15 - 553.23; Florida Gas Code; Florida Building Code; & F.S., Chapter 553.73; Florida Energy Code - F.S., Chapter 553.900 - 553.975; Florida Americans With Disabilities Act - F.S., Chapter 553.45 - 553.495; Zoning Code - (LCCOL), Section 10-(836 - 837); Contractor Licensing; Swimming Pool Code; Florida/County Mobile Homes Installation - (LCCOL), Section 5-(166 - 175); F.S., Administrative Rule, Chapter 15C-1.10; Floodplain Management; Sign Code - (LCCOL), Section 10-(1801 - 1830); Florida Fire Code; F.S., Chapter 633.025; Section 10-362; Florida Construction Lien Laws - F.S., Chapter 713.135; Funding of the Building Code Administrators and Inspectors Board. F.S. Chapter 468.631; Funding of the Florida Building Commission F.S. Chapter 553.721; Mandatory Building Inspector Certification - F.S., Chapter 468.601-468.633, Carbon Monoxide Detection by Occupancy- F.S., Chapter 509.211

Advisory Board

County's Contractor Licensing Board; Code Enforcement Board; Board of Adjustment and Appeals

Benchmarking

Permit Review Time Frames *	Single Family			Commercial		
	Total Days	Applicant	Staff	Total Days	Applicant	Staff
2007 Actual	30	23	7	136	117**	19
2008 Actual	25	16	9	34	20	14
2009 Actual	27	17	10	36	21	15

* Review times are based on calendar days and include both staff and applicant/consultant holding periods. Building, Environmental, and Septic permit applications are reviewed simultaneously.

**The increase in applicant days in FY07 is due to an applicant submitting a building permit in conjunction with a development site plan application for a large commercial development in northeast Leon County. Building permits are not released until all other development permits are ready for issuance.

Performance Measures

Performance Measures	FY 2008 Actual	FY 2009 Actual	FY 2010 Estimate	FY 2011 Estimate
# of building inspections performed	27,720	24,507	25,418	25,672
# of miles between each inspection	6.06	8	6.06	6
Average minutes per inspection on construction site	18.18	15	19.46	19
# of plan reviews performed	N/A	N/A	5,918*	5,977
% of inspections completed on time	99.99%	100%	100%	100%
# of permits issued	3,437	2,866	3,189	3,221
% of permit requests completed within 30 days	100%	100%	100%	100%
Building inspections per day per inspector	17.03	15	15.61	16
Plan reviews per plan reviewer per day	4.28	7	10.15**	10

* Method of calculation modified to more closely match Florida Benchmarking Consortium data collection.

**Leon County Government
Fiscal Year 2011 Budget**

Growth & Environmental Management

Building Inspection (120-220-524)

Budgetary Costs	FY 2009 Actual	FY 2010 Adopted	FY 2011 Continuation	FY 2011 Issues	FY 2011 Budget	FY 2012 Budget
Personnel Services	1,305,640	1,256,923	1,249,092	(224,368)	1,024,724	1,073,909
Operating	34,860	78,331	78,216	-	78,216	78,216
Transportation	32,039	38,909	42,804	-	42,804	42,804
Total Budgetary Costs	<u>1,372,539</u>	<u>1,374,163</u>	<u>1,370,112</u>	<u>(224,368)</u>	<u>1,145,744</u>	<u>1,194,929</u>
Funding Sources	FY 2009 Actual	FY 2010 Adopted	FY 2011 Continuation	FY 2011 Issues	FY 2011 Budget	FY 2012 Budget
120 Building Inspection	1,372,539	1,374,163	1,370,112	(224,368)	1,145,744	1,194,929
Total Revenues	<u>1,372,539</u>	<u>1,374,163</u>	<u>1,370,112</u>	<u>(224,368)</u>	<u>1,145,744</u>	<u>1,194,929</u>
Staffing Summary	FY 2009 Actual	FY 2010 Adopted	FY 2011 Continuation	FY 2011 Issues	FY 2011 Budget	FY 2012 Budget
Administrative Associate III	0.78	0.39	0.39	-	0.39	0.39
Administrative Associate V	1.78	1.78	1.78	(1.00)	0.78	0.78
Asst to the GEM Director	0.25	0.25	0.25	(0.25)	-	-
Building Inspection Supervisor	1.00	1.00	1.00	-	1.00	1.00
Combination Inspector	3.00	3.00	3.00	(1.00)	2.00	2.00
Deputy Building Official	1.00	1.00	1.00	(1.00)	-	-
Dir of Bldg. Inspection	1.00	1.00	1.00	-	1.00	1.00
Director of Growth & Env Mgmt	0.05	0.05	0.05	-	0.05	0.05
Permit & Compliance Services Dir.	0.25	0.25	0.25	-	0.25	0.25
Permit Processing Supervisor	0.39	0.39	0.39	-	0.39	0.39
Permit Technician	1.17	0.78	0.78	-	0.78	0.78
Plans Examiner	1.00	-	-	-	-	-
Records Manager	0.39	0.39	0.39	-	0.39	0.39
Records Technician	0.39	-	-	-	-	-
Sr. Administrative Associate	0.05	0.05	0.05	-	0.05	0.05
Code Enforcement Board Tech	0.39	0.39	0.39	-	0.39	0.39
Contractors Licensing Board Technician	0.39	0.39	0.39	-	0.39	0.39
Senior Plans Examiner	2.00	2.00	2.00	-	2.00	2.00
Senior Combination Inspector	4.00	4.00	4.00	-	4.00	4.00
Total Full-Time Equivalents (FTE)	<u>19.28</u>	<u>17.11</u>	<u>17.11</u>	<u>(3.25)</u>	<u>13.86</u>	<u>13.86</u>

Notes:

The major variances for the FY 2011 Building Inspection budget are as follows:

Increases to Program Funding:

1. Increase reflects Florida Retirement System, Health Insurance and the remainder of the Cost of Living adjustment approved by the Board effective April 1, 2010.
2. Costs associated with workers' compensation.
3. Costs associated with transportation (vehicle repair, insurance, and fuel) in the amount of \$3,895.

Decreases to Program Funding:

1. Due to current economic conditions, permitting levels continue to decline and as a result 3.25 full-time positions have been eliminated in the amount of \$224,368.

Growth & Environmental Management

Environmental Compliance (121-420-537)

Goals

The goal of the Division of Environmental Compliance is to provide high quality technical and scientific permitting and review services to the public and to disseminate environmental information to the public and government agencies in support of environmental protection efforts.

Objectives

1. Review development proposals, including permit applications, site and development plans and pre-application requests for compliance with the Environmental Management Act and sound environmental management practices.
2. Conduct environmental analysis for rezoning, subdivisions, site plans, and other proposed activities to ensure consideration and mitigation of environmentally sensitive areas (ESA) and other regulatory constraints.
3. Provide technical support and recommendations on environmental policy, land use, permitting, and related management decisions to the Planning Commission, Board of Adjustment and Appeals, the Board of County Commissioners, and other County, City and State agencies.
4. Inspect permitted new construction and development activity for code compliance and consistency with permitted plans.
5. Implement the stormwater facility maintenance and operating permit program.
6. Perform maintenance inspections for stormwater facilities and landscaping, and issue operating permits where appropriate.
7. Provide walk-in client and customer assistance through the environmental service advisor rotation in the research, interpretation, information gathering, or generally directing the client to the appropriate resource or agency.
8. Implement single Family permit reviews, including flood letter review, Board mandated flood indemnification declaration, compliance with master permit and plat, tree protection, erosion and sedimentation control, protection of features and lot-to-lot drainage issues.
9. Perform inspections, resolution of code violations with possible Code Board involvement, such as non-permitted development activities, junk and mowing ordinance violations.

Statutory Responsibilities

Florida Statute, Chapter 163; the Comprehensive Plan; Florida Statute, 403.0885(NPDES); Florida Statute 403.0891; Environmental Management - Leon County Code of Laws; Chapter 10 "Environmental Management Act"; Leon County Code of Laws; Chapter 14 "Junk and Litter"; Leon County Code of Laws; Chapter 6 and Florida Statutes, Chapter 162 "Code Enforcement Board"

Advisory Board

Tallahassee-Leon County Planning Commission; Board of Adjustment and Appeals; Code Enforcement Board; Science Advisory Committee; Water Resources Committee; Canopy Road Citizen's Committee

Benchmarking

Permit Review Time Frames*	Natural Feature Inventory			Environmental Impact Analysis			Environmental Permits		
	Total Days	Applicant	Staff	Total Days	Applicant	Staff	Total Days	Applicant	Staff
FY 2007 Actual**	63	43	20	184	137	47	51	25	26
FY 2008 Actual	28	13	15	125	100	25	94	68	26
FY 2009 Actual	27	13	14	244	203	41	89	65	24

* Review times are based on calendar days and include both staff and applicant/consultant holding periods.

** FY07 Actual data reflects year end adjustments.

Performance Measures

Performance Measures	FY 2008 Actual	FY 2009 Actual	FY 2010 Estimate	FY 2011 Estimate
# of natural Features Inventory applications reviews	55	48	30*	30
# of site plan reviews (environmental impacts)	135	119	80*	80
# of stormwater operating permits reviews	72	60	24*	24
# of environmental service advisor clients	2,000	2,029	1,500*	2,000
# of single Family Lot Environmental Permit Applications reviews	592	441	400*	400
# of stormwater operating permit renewals	237	246	240	240
# of environmental inspections	6,846	7,626	6,500	6,500
# of Environmental Management Act permits	133	120	90	90
# of Science Advisory Committee meetings administered	10	10	10	10

*FY 2010 estimates revised based on FY 2009 actual data, and year-to date permits issued in FY 2010. The weak economy is still having an impact on the number of permit applications being submitted for projects.

**Leon County Government
Fiscal Year 2011 Budget**

Growth & Environmental Management

Environmental Compliance (121-420-537)

Budgetary Costs	FY 2009 Actual	FY 2010 Adopted	FY 2011 Continuation	FY 2011 Issues	FY 2011 Budget	FY 2012 Budget
Personnel Services	1,385,030	1,390,165	1,446,528	(227,565)	1,218,963	1,286,785
Operating	19,186	40,413	38,588	-	38,588	37,907
Transportation	29,324	36,985	37,575	-	37,575	37,575
Total Budgetary Costs	<u>1,433,540</u>	<u>1,467,563</u>	<u>1,522,691</u>	<u>(227,565)</u>	<u>1,295,126</u>	<u>1,362,267</u>
Funding Sources	FY 2009 Actual	FY 2010 Adopted	FY 2011 Continuation	FY 2011 Issues	FY 2011 Budget	FY 2012 Budget
121 Growth Management	1,433,540	1,467,563	1,522,691	(227,565)	1,295,126	1,362,267
Total Revenues	<u>1,433,540</u>	<u>1,467,563</u>	<u>1,522,691</u>	<u>(227,565)</u>	<u>1,295,126</u>	<u>1,362,267</u>
Staffing Summary	FY 2009 Actual	FY 2010 Adopted	FY 2011 Continuation	FY 2011 Issues	FY 2011 Budget	FY 2012 Budget
Administrative Associate V	1.00	-	-	-	-	-
Dir of Env Compliance	1.00	1.00	1.00	-	1.00	1.00
Env. Review Supervisor	1.00	1.00	1.00	-	1.00	1.00
Environmental Compliance Spec.	7.00	7.00	7.00	(1.00)	6.00	6.00
Environmental Inspection Supv.	1.00	1.00	1.00	-	1.00	1.00
Environmental Rev. Specialist	2.00	1.00	1.00	(1.00)	-	-
Sr Environmental Engineer	3.00	3.00	3.00	(1.00)	2.00	2.00
Environmental Review Biologist	2.00	1.00	1.00	-	1.00	1.00
Stormwater Sr. Design Analyst	1.00	1.00	1.00	-	1.00	1.00
Sr. Environmental Review Biologist	1.00	1.00	1.00	-	1.00	1.00
Total Full-Time Equivalents (FTE)	<u>20.00</u>	<u>17.00</u>	<u>17.00</u>	<u>(3.00)</u>	<u>14.00</u>	<u>14.00</u>

Notes:

The major variances for the FY 2011 Environmental Compliance budget are as follows:

Increases to Program Funding:

1. Increase reflects Florida Retirement System, Health Insurance and the remainder of the Cost of Living adjustment approved by the Board effective April 1, 2010.
2. Costs associated with transportation (vehicle repair, insurance, and fuel) in the amount of \$590.

Decreases to Program Funding:

1. Due to current economic conditions, permitting levels continue to decline and as a result 3.00 full-time positions have been eliminated in the amount of \$227,565.
2. Office supplies in the amount of \$1,011 due to the reduction in personnel.

Growth & Environmental Management

Development Services (121-422-537)

Goals

The goal of the Division of Development Services is to protect the health, safety, and welfare of the community by ensuring that all land development activities comply with adopted zoning, design, site plan, and subdivision standards and regulations.

Objectives

1. By the end of FY11, initiate revisions to the Bradfordville Site & Building Design Standards Guidelines Manual and related zoning district regulations to reflect community sentiment and Board direction.
2. Complete an updated commercial needs assessment for the Bradfordville Commercial Center of the Bradfordville Sector Plan.
3. Implement at least two interconnected streets designed consistent with livable street guidelines during the fiscal year.
4. During FY11, initiate revisions to the land development code to implement Board direction regarding subdivision requirements, including the abolition of limited partition subdivisions and subdivisions with private streets and stormwater management facilities.
5. Complete an analysis of the site and development plan review process to increase cooperation between County staff and other technical reviewing parties.
6. Undertake a comprehensive analysis of the Development Services Division in an effort to increase efficiency and provide a higher level of customer service.

Statutory Responsibilities

Florida Statutes, Chapters 163 and 380; Florida Administrative Codes 9J-2, 9J-5, 9J-10, 9J-11; and 28-24, the Tallahassee-Leon County Comprehensive Plan; Leon County Code of Laws, Chapter 10 (Land Development Code); Bradfordville Sector Plan; and other BCC adopted plans and implementing policy and procedures manuals

Advisory Board

Board of Adjustment and Appeals; Development Review Committee; Growth and Environmental Management Citizens' User Group; Code Enforcement Board; Tallahassee-Leon County Planning Commission

Benchmarking*

Site Plans Types→	Mean time for review of Type A & Limited Partition Site Plans			Mean time for review of Type B Site Plans			Mean time for review of Type A, B, C, D & Limited Partitions		
	Total Days**	Applicant**	Staff**	Total Days**	Applicant**	Staff**	Total Days**	Applicant**	Staff**
Fiscal Year ↓									
2006 Actual	181	128	53	263	183	80	230	150	80
2007 Actual	239	190	49	232	111	121	250	185	65
2008 Actual	184	130	54	267	145	122	220	140	80
2009 Estimate	181	129	52	260	140	120	212	135	77

*This Benchmarking data was revised as part of the FY09 budget process in order to more accurately measure Development Services review times.

**Review times are based on calendar days. "Applicant" refers to # of days that the applicant was responsible for making corrections to the plan; "Staff" refers to # of days that staff spent reviewing the plan.

Performance Measures

Performance Measures	FY 2008 Actual	FY 2009 Actual	FY 2010 Estimate	FY 2011 Estimate
# of all construction address assignments	1,853	1,419	800	900
# of site and development plan reviews (Limited Partition, Type A-D)	35	51	20	21
# of subdivision/ASAP & other exemption determinations	100	21	75	51
# of Permitted Use Verifications (PUV) and zoning letters issued	111	89	50	60
# of zoning compliance determinations for residential development	1,205	747	610	545
# of Board and Adjustment and Appeals Requests	13	10	5	7
# of Concurrency Management Certificates Issued, small and large projects*	33	42	14	30
# of Development Agreements & DRI Applications Reviewed	7	1	2	2
# of Land Dev. Code amendments by section, presented to Board	14	13	14	8

*Small = development that would generate less than 100 P.M. peak hour trips; Large project = development that would generate 100 or more P.M. peak hour trips

**Leon County Government
Fiscal Year 2011 Budget**

**Growth & Environmental Management
Development Services (121-422-537)**

Budgetary Costs	FY 2009 Actual	FY 2010 Adopted	FY 2011 Continuation	FY 2011 Issues	FY 2011 Budget	FY 2012 Budget
Personnel Services	774,049	720,126	702,421	(169,273)	533,148	562,109
Operating	30,600	68,590	68,585	-	68,585	68,585
Transportation	2,748	4,251	3,539	-	3,539	3,539
Total Budgetary Costs	<u>807,397</u>	<u>792,967</u>	<u>774,545</u>	<u>(169,273)</u>	<u>605,272</u>	<u>634,233</u>
Funding Sources	FY 2009 Actual	FY 2010 Adopted	FY 2011 Continuation	FY 2011 Issues	FY 2011 Budget	FY 2012 Budget
121 Growth Management	807,397	792,967	774,545	(169,273)	605,272	634,233
Total Revenues	<u>807,397</u>	<u>792,967</u>	<u>774,545</u>	<u>(169,273)</u>	<u>605,272</u>	<u>634,233</u>
Staffing Summary	FY 2009 Actual	FY 2010 Adopted	FY 2011 Continuation	FY 2011 Issues	FY 2011 Budget	FY 2012 Budget
Addressing Program Team Leader	1.00	1.00	1.00	-	1.00	1.00
Administrative Associate V	1.00	1.00	-	-	-	-
Customer Services Technician	1.00	1.00	1.00	-	1.00	1.00
Development Services Admin.	1.00	1.00	1.00	-	1.00	1.00
Senior Planner	1.00	1.00	1.00	(1.00)	-	-
Development Services Supv.	1.00	1.00	1.00	(1.00)	-	-
Dir. of Development Services	1.00	1.00	1.00	-	1.00	1.00
Planner I	2.00	2.00	2.00	-	2.00	2.00
Planner II	3.00	2.00	2.00	-	2.00	2.00
Transportation Planner	1.00	-	-	-	-	-
Concurrency Management Planner	1.00	1.00	1.00	-	1.00	1.00
Total Full-Time Equivalents (FTE)	<u>14.00</u>	<u>12.00</u>	<u>11.00</u>	<u>(2.00)</u>	<u>9.00</u>	<u>9.00</u>
OPS Staffing Summary	FY 2009 Actual	FY 2010 Adopted	FY 2011 Continuation	FY 2011 Issues	FY 2011 Budget	FY 2012 Budget
GEM Consolidated OPS	-	-	1.00	-	1.00	1.00
Total OPS Full-Time Equivalents (FTE)	<u>-</u>	<u>-</u>	<u>1.00</u>	<u>-</u>	<u>1.00</u>	<u>1.00</u>

Notes:

The major variances for the FY 2011 Development Services budget are as follows:

Increases to Program Funding:

1. Increase reflects Florida Retirement System, Health Insurance and the remainder of the Cost of Living adjustment approved by the Board effective April 1, 2010.

Decreases to Program Funding:

1. Due to current economic conditions, permitting levels continue to decline and as a result 2.00 full-time positions have been eliminated in the amount of \$169,273.
2. Costs associated with transportation (vehicle repair, insurance, and fuel) in the amount of \$712.

Growth & Environmental Management

DEP Storage Tank (125-866-524)

Goals

The goal of the Department of Environmental Protection Storage Tank Program is to effectively and efficiently implement the Florida Department of Environmental Protection's Storage Tank Contract in a customer sensitive manner.

Objectives

1. Perform annual compliance inspections of registered storage tank facilities.
2. Perform installation inspections of new petroleum equipment at new and existing facilities.
3. Perform site inspections for tank removals and abandonments.
4. Investigate and report on petroleum discharges, leaks, non-registered tanks and other code violations and initiate enforcement actions as appropriate.
5. Provide citizens and consultants assistance concerning petroleum storage tanks.
6. Orientate new DEP/Office of General Counsel Storage Tank employees on tank inspections, closures, and installations.

Statutory Responsibilities

Florida Statute, Chapter 376.3071 "Petroleum Storage Tank Section"; Florida Administrative Code, Chapter 62-761; Aquifer Recharge Element of Comp Plan, Policy: 1.1.5

Advisory Board

None

Performance Measures

Performance Measures	FY 2008 Actual	FY 2009 Actual	FY 2010 Estimate	FY 2011 Estimate
# of compliance inspections	552	537	540	540
# of requests for customer assistance	1,030	1,021	1,000	1,000

**Leon County Government
Fiscal Year 2011 Budget**

Growth & Environmental Management

DEP Storage Tank (125-866-524)

Budgetary Costs	FY 2009 Actual	FY 2010 Adopted	FY 2011 Continuation	FY 2011 Issues	FY 2011 Budget	FY 2012 Budget
Personnel Services	131,757	134,363	141,840	-	141,840	148,241
Operating	933	6,089	6,089	-	6,089	6,089
Transportation	2,795	5,921	5,251	-	5,251	5,263
Total Budgetary Costs	<u>135,485</u>	<u>146,373</u>	<u>153,180</u>	<u>-</u>	<u>153,180</u>	<u>159,593</u>
Funding Sources	FY 2009 Actual	FY 2010 Adopted	FY 2011 Continuation	FY 2011 Issues	FY 2011 Budget	FY 2012 Budget
125 Grants	135,485	146,373	153,180	-	153,180	159,593
Total Revenues	<u>135,485</u>	<u>146,373</u>	<u>153,180</u>	<u>-</u>	<u>153,180</u>	<u>159,593</u>
Staffing Summary	FY 2009 Actual	FY 2010 Adopted	FY 2011 Continuation	FY 2011 Issues	FY 2011 Budget	FY 2012 Budget
Environmental Compliance Spec.	1.00	1.00	1.00	-	1.00	1.00
Sr. Env. Compliance Spec.	1.00	1.00	1.00	-	1.00	1.00
Total Full-Time Equivalents (FTE)	<u>2.00</u>	<u>2.00</u>	<u>2.00</u>	<u>-</u>	<u>2.00</u>	<u>2.00</u>

Notes:

The major variances for the FY 2011 DEP Storage Tanks budget are as follows:

Increases to Program Funding:

1. Increase reflects Florida Retirement System, Health Insurance and the remainder of the Cost of Living adjustment approved by the Board effective April 1, 2010.

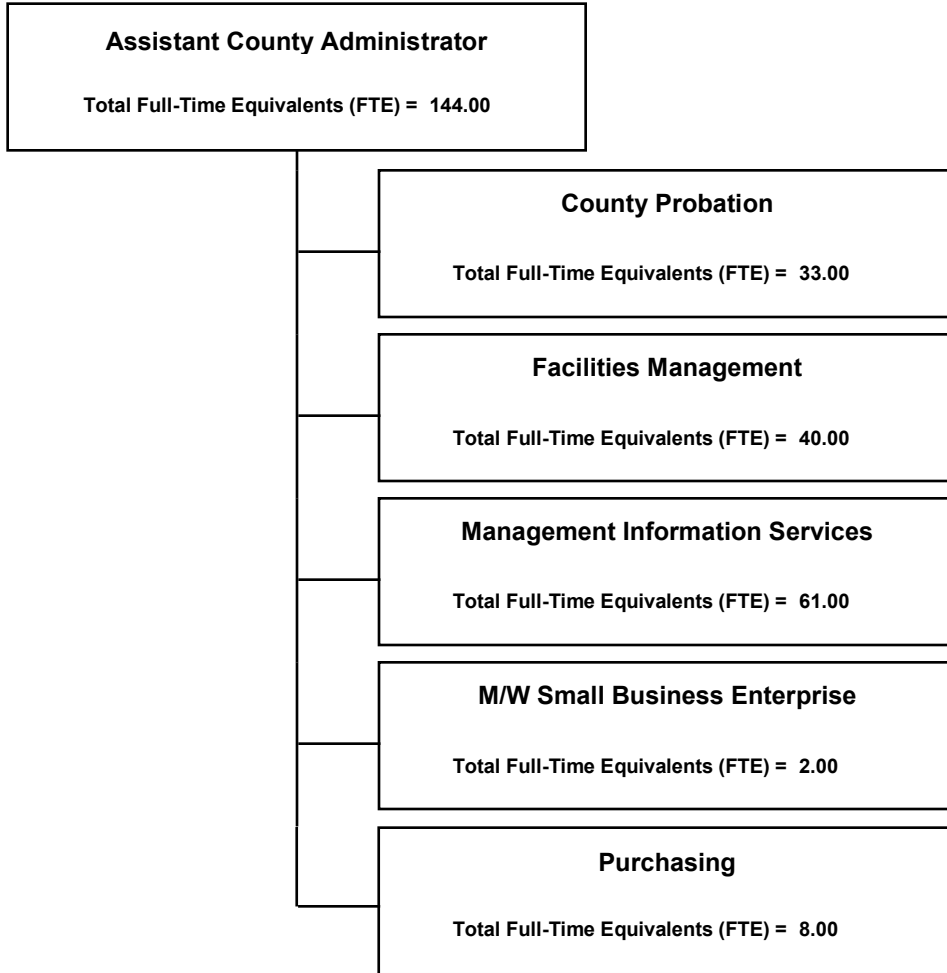
Decreases to Program Funding:

1. Costs associated with transportation (vehicle repair, insurance, and fuel) in the amount of \$670.

Management Services

Organizational Chart	9 - 2
Executive Summary	9 - 3
Management Services	9 - 4
Support Services	9 - 5
County Probation	9 - 6
Facilities Management	9 - 14
Management Information Services	9 - 19
Minority / Women Small Business Enterprise	9 - 28
Purchasing	9 - 30

Management Services



Management Services

Executive Summary

The Management Services section of the Leon County FY 2011 Annual Budget is comprised of Probation, Facilities Management, Management Information Services, Minority/Women Small Business Enterprise, and Purchasing.

County Probation restores and enhances the quality of life of the clients served and assists in making clients productive and responsible citizens. Facilities Management provides professional maintenance, construction, and operating services. Management Information Services provides technology and telecommunications products and services, which enhances the County's information management capabilities. Minority/Women Small Business Enterprise attempts to improve business opportunities in Leon County for local minority and women-owned businesses. Purchasing secures and stocks requested supplies and commodities for all County departments under the Board.

HIGHLIGHTS

During FY 2009, the County Administrator's efficiency reorganization efforts realigned personnel within the organization and eliminated the Support Services division.

During FY 2010, as requested by the Judiciary, the Board approved the creation of an onsite Drug & Alcohol testing program to test Pretrial and Probation clients that are court ordered to perform weekly urinalysis and/or alcohol testing. Human Resources, Risk Management, and Constitutional departments will also utilize the center for necessary testing needs. The program is fully supported through client fees. Probation has experienced a continuing decline in electronic monitoring and Probation supervision caseloads, however, the decline has allowed the division to be more in tune with the industry and provide more efficient case management to existing clients.

During FY 2010, Facilities Management coordinated the design and is currently overseeing the construction of two library expansions (B.L. Perry and Northeast Branches) as well as the new Eastside, Woodville and Lake Jackson libraries, and the Traffic Court Building. Facilities Management also constructed a drug testing unit at the Pretrial Office as well as renovations for the more efficient use of the Tharpe Street Warehouse, Municipal Services Building and various Community Centers. In addition, Facilities Management is currently providing planning and interagency coordination for the design and construction of the Public Safety Complex, which will be located on County-owned property at the intersection of Easterwood Drive and Weems Road.

During FY 2010, Management Information Services won the International Computerworld Award for its North Florida Pawn Network, a program that was nominated by multinational information technology giant IBM. MIS successfully implemented a virtualized desktop environment for nearly 200 users using a zero client solution, which enables better management of desktop software, quicker services to end users, and lessens costs with minimized hardware issues.

Minority/Women Small Business Enterprise continues to provide minority and women businesses with a means of participation in Leon County's procurement process. MWSBE continues to make monthly updates to the web-based interactive MWSBE directory for County vendors.

Purchasing continues to successfully administer the Request for Proposals process and coordinates all associated bid awards, proposals, evaluation processes, and contract development. Purchasing also administers the County's Purchasing Card program.

**Leon County Government
Fiscal Year 2011 Budget**

Management Services

Budgetary Costs	FY 2009 Actual	FY 2010 Adopted	FY 2011 Continuation	FY 2011 Issues	FY 2011 Budget	FY 2012 Budget
Personnel Services	9,732,848	9,804,466	10,250,427	5,244	10,255,671	10,790,265
Operating	7,442,755	8,229,092	8,055,878	14,053	8,069,931	8,269,567
Transportation	104,484	104,019	119,902	-	119,902	120,245
Total Budgetary Costs	<u>17,280,087</u>	<u>18,137,577</u>	<u>18,426,207</u>	<u>19,297</u>	<u>18,445,504</u>	<u>19,180,077</u>
Appropriations	FY 2009 Actual	FY 2010 Adopted	FY 2011 Continuation	FY 2011 Issues	FY 2011 Budget	FY 2012 Budget
Support Services	232,405	-	-	-	-	-
County Probation	2,132,862	2,136,303	2,304,938	-	2,304,938	2,404,818
Facilities Management	7,270,501	7,905,861	7,939,105	(5,797)	7,933,308	8,270,747
Management Information Services	6,853,087	7,288,057	7,390,892	5,244	7,396,136	7,656,609
M/W Small Business Enterprise	293,075	245,348	203,450	19,850	223,300	230,013
Purchasing	498,157	562,008	587,822	-	587,822	617,890
Total Budget	<u>17,280,087</u>	<u>18,137,577</u>	<u>18,426,207</u>	<u>19,297</u>	<u>18,445,504</u>	<u>19,180,077</u>
Funding Sources	FY 2009 Actual	FY 2010 Adopted	FY 2011 Continuation	FY 2011 Issues	FY 2011 Budget	FY 2012 Budget
001 General Fund	14,593,593	15,056,839	15,180,472	19,297	15,199,769	15,850,989
111 Probation Services	2,132,862	2,136,303	2,304,938	-	2,304,938	2,404,818
165 Bank of America Building	553,632	944,435	844,137	-	844,137	827,610
166 Huntington Oaks Plaza	-	-	96,660	-	96,660	96,660
Total Revenues	<u>17,280,087</u>	<u>18,137,577</u>	<u>18,426,207</u>	<u>19,297</u>	<u>18,445,504</u>	<u>19,180,077</u>
Staffing Summary	FY 2009 Actual	FY 2010 Adopted	FY 2011 Continuation	FY 2011 Issues	FY 2011 Budget	FY 2012 Budget
County Probation	33.00	31.00	33.00	-	33.00	33.00
Facilities Management	39.00	39.00	40.00	-	40.00	40.00
M/W Small Business Enterprise	2.00	2.00	2.00	-	2.00	2.00
Management Information Services	64.00	61.00	61.00	-	61.00	61.00
Purchasing	8.00	8.00	8.00	-	8.00	8.00
Total Full-Time Equivalents (FTE)	<u>146.00</u>	<u>141.00</u>	<u>144.00</u>	<u>-</u>	<u>144.00</u>	<u>144.00</u>

**Leon County Government
Fiscal Year 2011 Budget**

**Management Services
Support Services (001-126-513)**

Budgetary Costs	FY 2009 Actual	FY 2010 Adopted	FY 2011 Continuation	FY 2011 Issues	FY 2011 Budget	FY 2012 Budget
Personnel Services	231,308	-	-	-	-	-
Operating	1,097	-	-	-	-	-
Total Budgetary Costs	232,405	-	-	-	-	-
<hr/>						
Funding Sources	FY 2009 Actual	FY 2010 Adopted	FY 2011 Continuation	FY 2011 Issues	FY 2011 Budget	FY 2012 Budget
001 General Fund	232,405	-	-	-	-	-
Total Revenues	232,405	-	-	-	-	-

Notes:

During FY09, the County Administrator realigned personnel within the organization and eliminated the Support Services division.

**Leon County Government
Fiscal Year 2011 Budget**

**Management Services
County Probation Summary**

Budgetary Costs	FY 2009 Actual	FY 2010 Adopted	FY 2011 Continuation	FY 2011 Issues	FY 2011 Budget	FY 2012 Budget
Personnel Services	1,804,999	1,756,703	1,943,905	-	1,943,905	2,043,785
Operating	327,863	379,600	361,033	-	361,033	361,033
Total Budgetary Costs	2,132,862	2,136,303	2,304,938	-	2,304,938	2,404,818
Appropriations	FY 2009 Actual	FY 2010 Adopted	FY 2011 Continuation	FY 2011 Issues	FY 2011 Budget	FY 2012 Budget
County Probation (111-542-523)	1,018,716	1,061,143	1,128,427	-	1,128,427	1,186,885
Drug & Alcohol Testing (111-599-523)	-	-	150,429	-	150,429	155,172
Pretrial Release (111-544-523)	1,114,146	1,075,160	1,026,082	-	1,026,082	1,062,761
Total Budget	2,132,862	2,136,303	2,304,938	-	2,304,938	2,404,818
Funding Sources	FY 2009 Actual	FY 2010 Adopted	FY 2011 Continuation	FY 2011 Issues	FY 2011 Budget	FY 2012 Budget
111 Probation Services	2,132,862	2,136,303	2,304,938	-	2,304,938	2,404,818
Total Revenues	2,132,862	2,136,303	2,304,938	-	2,304,938	2,404,818
Staffing Summary	FY 2009 Actual	FY 2010 Adopted	FY 2011 Continuation	FY 2011 Issues	FY 2011 Budget	FY 2012 Budget
County Probation	17.00	18.00	18.00	-	18.00	18.00
Pretrial Release	16.00	13.00	13.00	-	13.00	13.00
Drug & Alcohol Testing	-	-	2.00	-	2.00	2.00
Total Full-Time Equivalents (FTE)	33.00	31.00	33.00	-	33.00	33.00

Management Services

County Probation - County Probation (111-542-523)

Goals

The goal of the Leon County Probation Division is to restore and enhance the quality of life of its clients, and assist in making them productive and responsible citizens for a safer community.

Objectives

1. Supervise and monitor offenders' compliance with court ordered sentencing conditions, such as random drug and alcohol testing, participation in behavior modification programs, meetings with probation officers, not re-offending, and payment of restitution, fees and other court imposed costs. Offenders may be sentenced to County Probation for misdemeanor, traffic and some felony offenses.
2. Execute affidavits of conditions violated to notify the courts when offenders violate court-ordered conditions.
3. Attend court hearings and make recommendations to judges regarding sanctions to be imposed upon offenders who violate court-ordered conditions.
4. Administer Community Service and County Probation work programs, which provide sentencing alternatives and reduce jail population.
5. Administer random alcohol testing to defendants with court orders to abstain.
6. Notify the Sheriff's Bailiffs to execute in-office arrests of offenders with outstanding warrants when they are in the Probation Office.
7. Send more than 2,000 letters annually to notify offenders of their probation status to assist them in successfully completing their sentences.
8. Maintain an average of 1,800 case management files per year.
9. Notify the Clerk of Courts when offenders complete their terms of probation so that case records may be closed.

Statutory Responsibilities

Second Circuit Court Administrative Order, 86-60; Florida Statute, Chapter 948; Assist in meeting County responsibilities for prisoners under Florida Statute, Chapter 951 (County and Municipal Prisoners) through probation and supervised pretrial release services, which are lower cost alternatives to incarceration.

Advisory Board

Criminal Justice Coordinating Council; Public Safety Coordinating Council; Domestic Violence Coordinating Council; Mental Health Advisory Board; Florida Association of Community Corrections

Benchmarking

Benchmark Data	Leon County	Benchmark
End of year caseload per probation officer managing caseloads	1:150	1:143

Benchmark Sources: The American Probation and Parole Association (APPA) caseload standard is 1:50 for Moderate to High Risk defendants and 1:200 for Low Risk defendants. Based on the February 2010 YTD average monthly caseload, the APPA caseload standard is 1:143; the actual average monthly caseload is 1:150.

Performance Measures

Performance Measures	FY 2008 Actual	FY 2009 Actual	FY 2010 Estimate	FY 2011 Estimate
# of average alcohol tests administered to Probation defendants per month	255	205	242	N/A*
Average End of Month Caseload	1,584	1,288	1,507	1,221
Average End of Month Caseload Per Probation Officer	177	117	137	122
Probation and SPTR Fees Collected (County Court Probation, alternative community service, no-show fees) and pretrial release fees (excludes alcohol fees)	\$1,000,000	\$1,097,437	\$1,282,937**	\$895,945
# of Defendants - Community Service and Work Program	3,818	3,348	3,900	3,354
# of Hours Defendants Worked - Community Service and Work Program	121,963	109,858	113,000	101,700
Estimated jail savings	\$1.6 million	\$1.5 million	\$1.6 million	\$1.5 million

*Future data for alcohol testing will be reported in the Drug and Alcohol Testing Program (Org 111-599-523).

** Due to the continuing decline in Probation supervision and electronic monitoring caseloads, FY10 Actual fee collections are projected to only be \$955,859. The FY10 Actual collections will be reflected in the FY10 Annual Report.

**Leon County Government
Fiscal Year 2011 Budget**

Management Services

County Probation - County Probation (111-542-523)

Budgetary Costs	FY 2009 Actual	FY 2010 Adopted	FY 2011 Continuation	FY 2011 Issues	FY 2011 Budget	FY 2012 Budget
Personnel Services	981,389	1,017,321	1,087,275	-	1,087,275	1,145,733
Operating	37,327	43,822	41,152	-	41,152	41,152
Total Budgetary Costs	1,018,716	1,061,143	1,128,427	-	1,128,427	1,186,885
<hr/>						
Funding Sources	FY 2009 Actual	FY 2010 Adopted	FY 2011 Continuation	FY 2011 Issues	FY 2011 Budget	FY 2012 Budget
111 Probation Services	1,018,716	1,061,143	1,128,427	-	1,128,427	1,186,885
Total Revenues	1,018,716	1,061,143	1,128,427	-	1,128,427	1,186,885
<hr/>						
Staffing Summary	FY 2009 Actual	FY 2010 Adopted	FY 2011 Continuation	FY 2011 Issues	FY 2011 Budget	FY 2012 Budget
Community Services Coordinator	1.00	1.00	1.00	-	1.00	1.00
Dir of Probation	1.00	1.00	1.00	-	1.00	1.00
Probation Officer I	4.00	4.00	4.00	-	4.00	4.00
Probation Officer II	4.00	5.00	5.00	-	5.00	5.00
Probation Supervisor	1.00	1.00	1.00	-	1.00	1.00
Probation Technician	3.00	3.00	3.00	-	3.00	3.00
Sr. Probation Officer	2.00	2.00	2.00	-	2.00	2.00
Diversion Alternatives Analyst	1.00	1.00	1.00	-	1.00	1.00
Total Full-Time Equivalents (FTE)	17.00	18.00	18.00	-	18.00	18.00

Notes:

The major variances for the FY 2011 Probation budget are as follows:

Increases to Program Funding:

1. Increase reflects Florida Retirement System, Health Insurance and the remainder of the Cost of Living adjustment approved by the Board effective April 1, 2010.
2. Costs associated with workers' compensation.

Decreases to Program Funding:

1. Contracts or other obligations for continuity of services in the amount of \$2,500, such as court ordered fee waivers for indigent defendants.

Management Services

County Probation - Pretrial Release (111-544-523)

Goals

The goal of the Supervised Pretrial Release Program (SPTR) is to restore and enhance the quality of life for defendants and the community at-large through continued monitoring and enforcement of court-ordered conditions of release.

Objectives

1. Screen and interview defendants booked in the Leon County jail on a 24/7 basis to assess whether defendants are eligible for release or must be held for First Appearance. Prepare information for the court's consideration at defendants' First Appearance hearings.
2. Supervise and monitor SPTR defendants' compliance with court ordered conditions; meet weekly on average with each defendant assigned to Secured Continuous Random Alcohol Monitoring (SCRAM) or Global Positioning Satellite (GPS); complete weekly phone contacts with defendants residing more than 50 miles outside of Leon County; and meet monthly on average with all other defendants. Defendants charged with misdemeanor, traffic and felony offenses may be ordered to SPTR.
3. Monitor Probation and SPTR defendants' GPS units on a 24/7 basis. Assess the cause for alerts when the system detects possible equipment tampering or low batteries, zone or curfew violations for active GPS, or other equipment issues. Advise the defendant, if warranted, to take corrective action.
4. Contact law enforcement if the defendant cannot be contacted or fails to comply with staff instructions.
5. Monitor defendants' SCRAM units and take appropriate actions when notified that a defendant tests positive for alcohol.
6. Administer random alcohol tests to offenders ordered by the courts to abstain.
7. Notify the Sheriff's Warrant Officers to execute in-office arrests of defendants with outstanding warrants when they are in the SPTR office.
8. Notify the courts of violations of imposed conditions.
9. Attend First Appearance and motion hearings and make recommendations to judges regarding a defendant's release. Notify Circuit probation when a Violation of Probation Warrant is issued by the First Appearance Judge and notify the jail's releasing staff of defendants ordered to SPTR at First Appearance.
10. Provide the Clerk of Courts with Probable Cause Affidavits, Florida Crime Information Center (FCIC)/ National Crime Information Center (NCIC) criminal histories, Pretrial Intake interviews, misdemeanor violation of conditions affidavits, and Order to Show Cause Affidavits for the First Appearance Judge, State Attorney's Office, Public Defender's Office or private attorneys.

Statutory Responsibilities

Florida Constitution, Section 14; Florida Statute, Chapter 907.041(3)(a); Florida Statute, Chapter 907.041(3)(b); Administrative Order 2006-02-Uniform Bond Schedule and Pretrial Release Procedures Second Judicial Circuit, Florida; Florida Statute, Chapter 907.043 Citizens' Right-to-Know. Assist in meeting County responsibilities for prisoners under Florida Statute, Chapter 951 (County and Municipal Prisoners) through probation and supervised pretrial release services, which are lower cost alternatives to incarceration.

Advisory Board

Public Safety Coordinating Council; Criminal Justice Coordinating Committee; Justice Information Systems Users Group; Association of Pretrial Professionals of Florida; National Association of Pretrial Professionals

Performance Measures

Performance Measures	FY 2008 Actual	FY 2009 Actual	FY 2010 Estimate	FY 2011 Estimate
# of Defendants assessed at jail to release, (per Administrative Order, or hold for first appearance), including criminal history and background	9,940	9,144	8,700	7,563
# of Defendants assessment per FTE (including attendance at first appearance)	2,209	1,955	1,955	1,736
# of average End of Month Caseload	506	452	450	392
# of Defendants caseload managed per FTE (monthly average)*	145	133	129	114
# of average End of Month Electronic Monitoring Caseload*	80	67	75	42
# of average End of Month FTE per Electronic Monitoring Caseload	14	13	15	13
Annual Operating Cost Savings in terms of Jail Bed Days	\$12 million	\$12 million	\$12.7 million	\$9.9 million

*The Electronic Monitoring caseloads are declining because judges are assigning fewer defendants to the program.

**Leon County Government
Fiscal Year 2011 Budget**

Management Services

County Probation - Pretrial Release (111-544-523)

Budgetary Costs	FY 2009 Actual	FY 2010 Adopted	FY 2011 Continuation	FY 2011 Issues	FY 2011 Budget	FY 2012 Budget
Personnel Services	823,610	739,382	750,312	-	750,312	786,991
Operating	290,536	335,778	275,770	-	275,770	275,770
Total Budgetary Costs	1,114,146	1,075,160	1,026,082	-	1,026,082	1,062,761
Funding Sources	FY 2009 Actual	FY 2010 Adopted	FY 2011 Continuation	FY 2011 Issues	FY 2011 Budget	FY 2012 Budget
111 Probation Services	1,114,146	1,075,160	1,026,082	-	1,026,082	1,062,761
Total Revenues	1,114,146	1,075,160	1,026,082	-	1,026,082	1,062,761
Staffing Summary	FY 2009 Actual	FY 2010 Adopted	FY 2011 Continuation	FY 2011 Issues	FY 2011 Budget	FY 2012 Budget
Pre-Trial Release Case Worker	1.00	1.00	1.00	-	1.00	1.00
Pre-Trial Release Specialist	11.00	8.00	7.00	-	7.00	7.00
Pre-Trial Supervisor	1.00	1.00	1.00	-	1.00	1.00
Sr. Pre-Trial Release Spec.	1.00	1.00	1.00	-	1.00	1.00
Assistant Drug Screening Coordinator	-	-	1.00	-	1.00	1.00
Pre-Trial Technician	2.00	2.00	2.00	-	2.00	2.00
Total Full-Time Equivalents (FTE)	16.00	13.00	13.00	-	13.00	13.00

Notes:

The major variances for the FY 2011 Pretrial Release budget are as follows:

Increases to Program Funding:

1. Increase reflects Florida Retirement System, Health Insurance and the remainder of the Cost of Living adjustment approved by the Board effective April 1, 2010.
2. Costs associated with workers' compensation.
3. Other obligations for continuity of services in the amount of \$7,757, such as funding for Secured Continuous Random Alcohol Monitoring (SCRAM) units.

Decreases to Program Funding:

1. Contracts for GPS equipment in the amount of \$61,500 due to a decline in electronic monitoring caseloads.
2. Communication costs in the amount of \$1,726.
3. Other obligations for continuity of services in the amount of \$5,500, such as court ordered fee waivers for indigent defendants.

Management Services

County Probation - Drug & Alcohol Testing (111-599-523)

Goals

The goal of the Leon County Drug and Alcohol Testing Program is to assist county departments, the judicial system and other agencies in creating a safe and secure environment free from the adverse effects caused by abuse or misuse of alcohol and drugs.

Objectives

1. Administer random urinalysis and alcohol breath tests to defendants and offenders with court-ordered conditions to abstain.
2. Provide urinalysis and alcohol breath test results to all court-ordered defendants.
3. Administer Department of Transportation (DOT) urinalysis collection and alcohol breath tests to County employees for Commercial Drivers' License (CDL), post accident, return to duty, and reasonable suspicion referrals.
4. Ensure that staff are trained and certified to perform DOT urinalysis collection and alcohol breath tests.
5. Administer urinalysis tests to individuals referred by Leon County Department of Human Resources in accordance with established guidelines.
6. Administer drug and alcohol tests to individuals referred by outside agencies.
7. Submit all pre-employment, reasonable suspicion, and post accident tests to a certified laboratory for confirmation results within 24 hours of collection.
8. Provide pre-employment, reasonable suspicion, return to duty and post accident test results to referring agency within 48 hours of receipt.
9. Maintain records for all court-ordered urinalysis and alcohol testing.

Statutory Responsibilities

Florida Statute, Chapter 948; Assist in meeting County responsibilities for prisoners under Florida Statute, Florida Department of Transportation Drug-Free Work Place and Testing Policy, Florida Statute, Chapter 440, Section 440.102, Chapter 112, Section 112.0455. U.S. Department of Transportation and Regulation, Section 49CFR Part 40.33.

Advisory Board

Criminal Justice Coordinating Council; Public Safety Coordinating Council

Performance Measures

Performance Measures	FY 2008 Actual	FY 2009 Actual	FY 2010 Estimate*	FY 2011 Estimate
# of alcohol tests administered annually to court ordered defendants	N/A	N/A	4,344	11,520
# of urinalysis tests administered annually to court ordered defendants	N/A	N/A	5,049	10,560
# of urinalysis collections performed annually for other agencies	N/A	N/A	98	197
# of DOT alcohol tests administered annually	N/A	N/A	63	125
Fees collected for alcohol tests **	N/A	N/A	\$50,875	\$48,051
Fees Collected for urinalysis tests**	N/A	N/A	\$76,380	\$153,530

*The Drug and Alcohol Testing Program was created by the Board midyear FY 2010. The FY 2010 Estimates reflect data for the first six months of the program's operation. However the estimate for *fees collected for alcohol tests* reflects collections for the entire fiscal year.

**Fees collected for alcohol and urinalysis tests are reduced based on the amount of fee waivers issued each month.

**Leon County Government
Fiscal Year 2011 Budget**

Management Services

County Probation - Drug & Alcohol Testing (111-599-523)

Budgetary Costs	FY 2009 Actual	FY 2010 Adopted	FY 2011 Continuation	FY 2011 Issues	FY 2011 Budget	FY 2012 Budget
Personnel Services	-	-	106,318	-	106,318	111,061
Operating	-	-	44,111	-	44,111	44,111
Total Budgetary Costs	-	-	150,429	-	150,429	155,172
<hr/>						
Funding Sources	FY 2009 Actual	FY 2010 Adopted	FY 2011 Continuation	FY 2011 Issues	FY 2011 Budget	FY 2012 Budget
111 Probation Services	-	-	150,429	-	150,429	155,172
Total Revenues	-	-	150,429	-	150,429	155,172
<hr/>						
Staffing Summary	FY 2009 Actual	FY 2010 Adopted	FY 2011 Continuation	FY 2011 Issues	FY 2011 Budget	FY 2012 Budget
Drug Screening Coordinator	-	-	1.00	-	1.00	1.00
Drug Screening Technician	-	-	1.00	-	1.00	1.00
Total Full-Time Equivalents (FTE)	-	-	2.00	-	2.00	2.00

Notes:

During FY10 the Board approved the creation of an onsite Drug & Alcohol testing program to test Pretrial and Probation clients that are court ordered to perform weekly urinalysis and/or alcohol testing. Human Resources, Risk Management, and Constitutional departments will all utilize the testing center for pre-employment, post accident, and other necessary testing needs. The program is fully supported through fee revenues.

The major variances for the FY 2011 Drug and Alcohol Testing budget are as follows:

Increases to Program Funding:

1. Creation of a Drug Screening Coordinator position in the amount of \$60,849.
2. Creation of a Drug Screening Technician position in the amount of \$45,469.
3. Program expenses including equipment, supplies, and other services in the amount of \$44,111.

**Leon County Government
Fiscal Year 2011 Budget**

**Management Services
Facilities Management Summary**

Budgetary Costs	FY 2009 Actual	FY 2010 Adopted	FY 2011 Continuation	FY 2011 Issues	FY 2011 Budget	FY 2012 Budget
Personnel Services	2,441,945	2,474,426	2,593,385	-	2,593,385	2,730,904
Operating	4,741,882	5,347,450	5,244,046	(5,797)	5,238,249	5,437,885
Transportation	86,674	83,985	101,674	-	101,674	101,958
Total Budgetary Costs	<u>7,270,501</u>	<u>7,905,861</u>	<u>7,939,105</u>	<u>(5,797)</u>	<u>7,933,308</u>	<u>8,270,747</u>
Appropriations	FY 2009 Actual	FY 2010 Adopted	FY 2011 Continuation	FY 2011 Issues	FY 2011 Budget	FY 2012 Budget
Bank of America (165-154-519)	553,632	944,435	844,137	-	844,137	827,610
Facilities Management (001-150-519)	5,322,148	6,961,426	6,998,308	(5,797)	6,992,511	7,346,477
Facilities Management: Judicial Maintenance (001-150-712)	1,259,406	-	-	-	-	-
Facilities Management: Judicial Security (001-150-711)	135,315	-	-	-	-	-
Huntington Oaks Plaza Operating (166-155-519)	-	-	96,660	-	96,660	96,660
Total Budget	<u>7,270,501</u>	<u>7,905,861</u>	<u>7,939,105</u>	<u>(5,797)</u>	<u>7,933,308</u>	<u>8,270,747</u>
Funding Sources	FY 2009 Actual	FY 2010 Adopted	FY 2011 Continuation	FY 2011 Issues	FY 2011 Budget	FY 2012 Budget
001 General Fund	6,716,869	6,961,426	6,998,308	(5,797)	6,992,511	7,346,477
165 Bank of America Building Operations	553,632	944,435	844,137	-	844,137	827,610
166 Huntington Oaks Plaza	-	-	96,660	-	96,660	96,660
Total Revenues	<u>7,270,501</u>	<u>7,905,861</u>	<u>7,939,105</u>	<u>(5,797)</u>	<u>7,933,308</u>	<u>8,270,747</u>
Staffing Summary	FY 2009 Actual	FY 2010 Adopted	FY 2011 Continuation	FY 2011 Issues	FY 2011 Budget	FY 2012 Budget
Facilities Management	38.00	38.00	39.00	-	39.00	39.00
Bank of America	1.00	1.00	1.00	-	1.00	1.00
Total Full-Time Equivalents (FTE)	<u>39.00</u>	<u>39.00</u>	<u>40.00</u>	<u>-</u>	<u>40.00</u>	<u>40.00</u>

Management Services

Facilities Management - Facilities Management (001-150-519)

Goals

The goal of the Division of Facilities Management is to serve the citizens of Leon County and occupants of County facilities through the provision of professional maintenance, construction, and operating services; in order to provide clean, safe and fully-functional County facilities.

Objectives

1. Provide and maintain facilities for the Board, Property Appraiser, Supervisor of Elections, Tax Collector (main office) and Article V agencies (Courts, Clerk, State Attorney, Public Defender and Guardian Ad Litem). Additionally, provide construction support for the Sheriff (including the jail).
2. Provide construction services including planning, estimating and budgeting, site selection, architectural and engineering services, design, bidding and procurement, construction administration, project closeout and warranty management for County buildings.
3. Provide architectural, engineering, CAD, real estate due diligence, construction and energy management services; maintain or provide for the maintenance of as-built plans; and generate floor plans for space planning, procurement, leasing, contracting, and other purposes.
4. Coordinate facility accessibility and indoor air quality surveys and respond appropriately.
5. Maintain County buildings (including the health departments and dental clinic) structural, mechanical, plumbing, electrical, roofing, emergency generators, heating/air conditioning and other building systems; and administer a preventative maintenance program for the various building systems.
6. Install and repair or replace doors, windows, cabinetry, sealants, lighting and building finishes (including flooring, carpentry, ceiling tiles, paint and caulk).
7. Manage parking in the Courthouse, Courthouse Annex, Gadsden Street lot and Main Library; maintain parking access gates, readers, striping and signage; manage parking waiting lists for Courthouse employees; administer employee parking contracts; and manage parking revenue.
8. Administer grounds keeping, custodial, mail equipment, parking equipment, pest control, generators, elevators, chillers, security, fire and integrated HVAC contracts.
9. Manage security access control systems, including obtaining access cards for employees, modifying and terminating access authorizations, coordinating the installation, maintenance and replacement of card readers, replacing keys and changing or adding hardware.
10. Maintain fire protection systems, including monitoring panels and automated sprinklers.
11. Design and remodel interior office space, such as wall and modular system removals and installations, cabinetry and shelving construction, installation of plumbing fixtures and ductwork.
12. Research energy conservation and sustainable building opportunities and take appropriate action.
13. Raise and lower the flags, hang plaques and pictures, put up and take down decorations, transfer surplus property to the warehouse, and surplus auctions.
14. Provide internal mail services for the Board within the Courthouse and Courthouse Annex.
15. Manage the central warehouse, including property deliveries and transfers, storage, and destruction.
16. Manage central records, including storage, security, retrieval, delivery, and destruction.

Statutory Responsibilities

Constitution of the State of Florida, Article V, Section 14 (facilities for the trial courts, Public Defender, State Attorney and Court functions of the Clerk); Florida Statute, Section 125.35; Florida Statute, Chapter 255, "Public Property and Publicly Owned Buildings"

Advisory Board

Volunteer Fire Departments, ADA Focus Groups, Decor and Space Committees, Courthouse Security Committee, Safety Committee, Renaissance Property Committee, and Public Safety Complex Committees

Benchmarking

Benchmark Data	Leon County	Benchmark
Square Footage Maintained per Maintenance Employee	74,834 sq ft	47,000 sq ft
Square Footage Maintained per Administrative Employee	336,754 sq ft	142,000 sq ft
Square Footage Maintained per Supervisor Employee	269,403 sq ft	278,000 sq ft
Repair and Maintenance cost per Square Foot – In-house	0.62 per sq ft	2.02 per sq ft
Repair and Maintenance cost per Square Foot – Contracted	1.09 per sq ft	0.78 per sq ft

Benchmark Sources: International Facilities Management Association (IFMA); International City Management Association (ICMA) 2005 Center for Performance Management

Performance Measures

Performance Measures	FY 2008 Actual	FY 2009 Actual	FY 2010 Estimate	FY 2011 Estimate
\$ volume of capital projects managed in millions*	\$35.7	\$50.2	\$30.0	\$47.0
# of work orders opened	13,609	15,739	17,940	18,880
% of work orders opened for preventative maintenance	58%	61%	64%	69%
% of work orders closed within the year	79%	95%	84%	80%
Total square footage of County facilities maintained	1,308,189	1,320,894	1,347,018	1,420,193**

*Note: The increase in capital projects is primarily due to the funding of the Public Safety Complex and Libraries

**The increase of the total square footage of County facilities maintained is due to the expansion of libraries and the newly renovated Traffic Court Building

**Leon County Government
Fiscal Year 2011 Budget**

Management Services

Facilities Management - Facilities Management (001-150-519)

Budgetary Costs	FY 2009 Actual	FY 2010 Adopted	FY 2011 Continuation	FY 2011 Issues	FY 2011 Budget	FY 2012 Budget
Personnel Services	2,399,721	2,430,480	2,541,258	-	2,541,258	2,676,169
Operating	2,835,753	4,446,961	4,355,376	(5,797)	4,349,579	4,568,350
Transportation	86,674	83,985	101,674	-	101,674	101,958
Total Budgetary Costs	5,322,148	6,961,426	6,998,308	(5,797)	6,992,511	7,346,477
Funding Sources	FY 2009 Actual	FY 2010 Adopted	FY 2011 Continuation	FY 2011 Issues	FY 2011 Budget	FY 2012 Budget
001 General Fund	5,322,148	6,961,426	6,998,308	(5,797)	6,992,511	7,346,477
Total Revenues	5,322,148	6,961,426	6,998,308	(5,797)	6,992,511	7,346,477
Staffing Summary	FY 2009 Actual	FY 2010 Adopted	FY 2011 Continuation	FY 2011 Issues	FY 2011 Budget	FY 2012 Budget
Administrative Associate III	1.00	1.00	1.00	-	1.00	1.00
Administrative Associate IV	2.00	2.00	2.00	-	2.00	2.00
Construction Manager	2.00	2.00	2.00	-	2.00	2.00
Customer Services Technician	1.00	1.00	1.00	-	1.00	1.00
Dir of Fac Mgmt & Construction	1.00	1.00	1.00	-	1.00	1.00
Fac. Maint. Superintendent	2.00	2.00	2.00	-	2.00	2.00
Fac. Support Superintendent	2.00	2.00	2.00	-	2.00	2.00
Facilities Planner	1.00	1.00	1.00	-	1.00	1.00
Facilities Support Coordinator	1.00	-	-	-	-	-
Facilities Support Tech II	17.00	17.00	17.00	-	17.00	17.00
Facilities Support Tech III	2.00	2.00	2.00	-	2.00	2.00
Mail Clerk	1.00	1.00	1.00	-	1.00	1.00
Operations Manager	1.00	1.00	1.00	-	1.00	1.00
Parking Garage Supervisor	1.00	1.00	1.00	-	1.00	1.00
Parking Generalist	3.00	3.00	3.00	-	3.00	3.00
Operations Support Technician	-	1.00	1.00	-	1.00	1.00
Project Coordinator	-	-	1.00	-	1.00	1.00
Total Full-Time Equivalents (FTE)	38.00	38.00	39.00	-	39.00	39.00

Notes:

The major variances for the FY 2011 Facilities Management budget are as follows:

Increases to Program Funding:

1. Increase reflects Florida Retirement System, Health Insurance and the remainder of the Cost of Living adjustment approved by the Board effective April 1, 2010.
2. On May 11, 2010, the Board approved a position associated with the construction of the Public Safety Complex. The City of Tallahassee will support 50% of the costs associated with the position.
3. Costs associated with the expansion of the BL Perry and Northeast Libraries in the amount of \$49,000.

Decreases to Program Funding:

1. Costs associated with workers' compensation.
2. Costs associated with rentals and leases as well as publications and memberships in the amount of \$73,896.
3. A reduction in armed service guards at the Courthouse during the early morning hours in the amount of \$54,797.

**Leon County Government
Fiscal Year 2011 Budget**

Management Services

Facilities Management - Facilities Management: Judicial Security (001-150-711)

Budgetary Costs	FY 2009 Actual	FY 2010 Adopted	FY 2011 Continuation	FY 2011 Issues	FY 2011 Budget	FY 2012 Budget
Operating	135,315	-	-	-	-	-
Total Budgetary Costs	135,315	-	-	-	-	-
<hr/>						
Funding Sources	FY 2009 Actual	FY 2010 Adopted	FY 2011 Continuation	FY 2011 Issues	FY 2011 Budget	FY 2012 Budget
001 General Fund	135,315	-	-	-	-	-
Total Revenues	135,315	-	-	-	-	-

Notes:

In FY08 new reporting requirements for Article V entities were implemented. The FY09 Actuals depict the total amount funded by the County for judicial security. These expenses are currently funded in the operating budget of Facilities Management and the actual expenses will be reported separately each year.

**Leon County Government
Fiscal Year 2011 Budget**

Management Services

Facilities Management - Facilities Management: Judicial Maintenance (001-150-712)

Budgetary Costs	FY 2009 Actual	FY 2010 Adopted	FY 2011 Continuation	FY 2011 Issues	FY 2011 Budget	FY 2012 Budget
Operating	1,259,406	-	-	-	-	-
Total Budgetary Costs	1,259,406	-	-	-	-	-
<hr/>						
Funding Sources	FY 2009 Actual	FY 2010 Adopted	FY 2011 Continuation	FY 2011 Issues	FY 2011 Budget	FY 2012 Budget
001 General Fund	1,259,406	-	-	-	-	-
Total Revenues	1,259,406	-	-	-	-	-

Notes: In FY08 new reporting requirements for Article V entities were implemented. The FY09 Actuals depict the total amount funded by the County for judicial maintenance. These expenses are currently funded in the operating budget of Facilities Management and the actual expenses will be reported separately each year.

**Leon County Government
Fiscal Year 2011 Budget**

Management Services

Facilities Management - Bank of America (165-154-519)

Budgetary Costs	FY 2009 Actual	FY 2010 Adopted	FY 2011 Continuation	FY 2011 Issues	FY 2011 Budget	FY 2012 Budget
Personnel Services	42,224	43,946	52,127	-	52,127	54,735
Operating	511,408	900,489	792,010	-	792,010	772,875
Total Budgetary Costs	553,632	944,435	844,137	-	844,137	827,610
<hr/>						
Funding Sources	FY 2009 Actual	FY 2010 Adopted	FY 2011 Continuation	FY 2011 Issues	FY 2011 Budget	FY 2012 Budget
165 Bank of America Building Operations	553,632	944,435	844,137	-	844,137	827,610
Total Revenues	553,632	944,435	844,137	-	844,137	827,610
<hr/>						
Staffing Summary	FY 2009 Actual	FY 2010 Adopted	FY 2011 Continuation	FY 2011 Issues	FY 2011 Budget	FY 2012 Budget
Facilities Support Tech II	1.00	1.00	1.00	-	1.00	1.00
Total Full-Time Equivalents (FTE)	1.00	1.00	1.00	-	1.00	1.00

Notes:

The major variances for the FY 2011 Bank of America Building budget are as follows:

Increases to Program Funding:

- Increase reflects Florida Retirement System, Health Insurance and the remainder of the Cost of Living adjustment approved by the Board effective April 1, 2010.

Decreases to Program Funding:

- Contractual obligations associated with the County assuming the management and maintenance of the building as well as utility savings in the amount of \$108,479.

**Leon County Government
Fiscal Year 2011 Budget**

Management Services

Facilities Management - Huntington Oaks Plaza Operating (166-155-519)

Budgetary Costs	FY 2009 Actual	FY 2010 Adopted	FY 2011 Continuation	FY 2011 Issues	FY 2011 Budget	FY 2012 Budget
Operating	-	-	96,660	-	96,660	96,660
Total Budgetary Costs	-	-	96,660	-	96,660	96,660
<hr/>						
Funding Sources	FY 2009 Actual	FY 2010 Adopted	FY 2011 Continuation	FY 2011 Issues	FY 2011 Budget	FY 2012 Budget
166 Huntington Oaks Plaza	-	-	96,660	-	96,660	96,660
Total Revenues	-	-	96,660	-	96,660	96,660

Notes:

On September 8, 2009, the Board approved the purchase of the Huntington Oaks Shopping Plaza for the expansion of the Lake Jackson Library.

**Leon County Government
Fiscal Year 2011 Budget**

**Management Services
Management Information Services Summary**

Budgetary Costs	FY 2009 Actual	FY 2010 Adopted	FY 2011 Continuation	FY 2011 Issues	FY 2011 Budget	FY 2012 Budget
Personnel Services	4,619,672	4,919,732	5,025,693	5,244	5,030,937	5,291,383
Operating	2,223,069	2,355,874	2,355,194	-	2,355,194	2,355,194
Transportation	10,346	12,451	10,005	-	10,005	10,032
Total Budgetary Costs	<u>6,853,087</u>	<u>7,288,057</u>	<u>7,390,892</u>	<u>5,244</u>	<u>7,396,136</u>	<u>7,656,609</u>
Appropriations	FY 2009 Actual	FY 2010 Adopted	FY 2011 Continuation	FY 2011 Issues	FY 2011 Budget	FY 2012 Budget
Geographic Info. Systems (001-421-539)	1,711,569	1,822,840	1,845,447	-	1,845,447	1,917,148
Management Information Services (001-171-513)	4,002,285	5,465,217	5,545,445	5,244	5,550,689	5,739,461
Management Information Services (001-171-713)	941,566	-	-	-	-	-
Management Information Services (001-171-719)	197,667	-	-	-	-	-
Total Budget	<u>6,853,087</u>	<u>7,288,057</u>	<u>7,390,892</u>	<u>5,244</u>	<u>7,396,136</u>	<u>7,656,609</u>
Funding Sources	FY 2009 Actual	FY 2010 Adopted	FY 2011 Continuation	FY 2011 Issues	FY 2011 Budget	FY 2012 Budget
001 General Fund	6,853,087	7,288,057	7,390,892	5,244	7,396,136	7,656,609
Total Revenues	<u>6,853,087</u>	<u>7,288,057</u>	<u>7,390,892</u>	<u>5,244</u>	<u>7,396,136</u>	<u>7,656,609</u>
Staffing Summary	FY 2009 Actual	FY 2010 Adopted	FY 2011 Continuation	FY 2011 Issues	FY 2011 Budget	FY 2012 Budget
Management Information Services	46.84	44.84	44.84	-	44.84	44.84
Geographic Info. Systems	17.16	16.16	16.16	-	16.16	16.16
Total Full-Time Equivalents (FTE)	<u>64.00</u>	<u>61.00</u>	<u>61.00</u>	<u>-</u>	<u>61.00</u>	<u>61.00</u>

Management Services

Management Information Services - Management Information Services (001-171-513)

Goals

The goal of Management Information Services (MIS) is to serve end users with continually improved, efficient, cost effective technology and telecommunications products, services, and information so that customers are totally satisfied and able to fulfill their missions.

Objectives

1. Provide technology infrastructure and support for the Board, other County Constitutional Officers, and Article V agencies (Courts, State Attorney, Public Defender, Clerk, and Guardian Ad Litem).
2. Provide and maintain county network connectivity for all buildings and offices of the Board, Constitutional Officers, Article V agencies and the 2nd Judicial Circuit (Gadsden, Wakulla, Jefferson, Franklin, and Liberty counties).
3. Provide and maintain Internet access for employees within county facilities, for the public within the library system, and wireless access within the Courthouse, main and branch libraries, park facilities, and for designated community centers.
4. Provide for mobile office services to Building Inspection, Public Works Operations, Animal Control, Emergency Medical Services (EMS), Facilities, and other field workers.
5. Maintain network file systems and storage, and provide system security such as firewalls and SPAM and virus protection.
6. Provide telephone and voice mail services for the Board and the Supervisor of Elections, the Public Defender and State Attorney offices, Guardian Ad Litem, the Health Department, and any other County entities as interested.
7. Provide e-mail services for the Board, Constitutional Officers, and Article V agencies.
8. Support and provide connectivity for Personal Data Assistants (PDAs).
9. Operate the central data center and a disaster recovery site, support and maintain over 200 servers, provide backup and restoration management, disaster recovery and business continuity services. MIS is currently implementing a virtualized infrastructure environment.
10. Support, maintain, and replace laptops, tablets, printers, personal computers, and desktop software (Microsoft Office Suite) for the Board, Constitutional Officers, Article V agencies, and the public systems within the library facilities. Provide appropriate security for these systems.
11. Develop, maintain and enhance the inter-agency Criminal Justice Information System (JIS) for the justice community. The JIS supports the Courts, State Attorney, Public Defender, Sheriff's Office, Probation and Supervised Pretrial Release.
12. Develop, maintain, and enhance the Jail Management Information System for the Sheriff's Office.
13. Develop and maintain case management and work release management software applications for Probation, Supervised Pretrial Release, and the Sheriff's Office.
14. Maintain the pawnshop network system. MIS developed this system, which is currently being used by more than 20 Florida counties.
15. Provide technical support to the Supervisor of Elections at all voting locations for all elections.
16. Provide technical solutions for the Courts, such as technology in the courtrooms and teleconferencing for first appearance.
17. Develop and maintain web services (including an Intranet for the Board; websites for the Board, Property Appraiser, Sheriff, Tax Collector, Supervisor of Elections, State Attorney, Public Defender, Blueprint 2000, and the Tourist Development Council) and online web applications (such as Board meetings, workshops, agendas, calendars; job applications; customer problem reporting; permitting; Purchasing via DemandStar; Summer Youth applications; Library Services, Capital Area Flood Warning Network; Volunteer Services; Parks Reservations; and Have a Hurricane Plan).
18. Support, maintain, and upgrade work order and other management systems, including Banner (Finance, Purchasing, Human Resources, and Payroll), Hansen (Public Works), Animal Control, Faster (Fleet), WeighMaster (Landfill), Hansen (Facilities Management), Heat (MIS), Halogen E-Appraisal (Human Resources), Permits and Enforcement Tracking Software (PETS) (Growth and Environmental Management), E-Pro and Telestaff (EMS) and SIRSI (Library). Continue to collapse single work order management systems into the enterprise Hansen system.
19. Develop specialized applications for Human Resources (compensation, employee benefits, and the Florida Retirement System) and the Office of Management and Budget (budget modeling support).
20. Implement electronic document management for Public Works (Animal Control and Engineering), Growth and Environmental Management, Veterans Services, Human Resources, and the County Attorney's Office, and other divisions or offices as they become ready.
21. Support the Public Information Office in the effective and efficient methods of communication to the public and internal customers.
22. Plan for and coordinate the delivery of data services in new construction and renovations for computer and communications infrastructure and equipment.
23. Coordinate employee desktop software training.
24. Provide inventory and asset management of computer and communication assets.

Statutory Responsibilities

Florida State Constitution under Article V (Judiciary), Section 14 (Funding) requires provision of communications services, existing radio systems, and existing multi-agency criminal justice information systems for the Trial Courts (Court Administration and the Clerk of the Court), the State Attorney, and the Public Defender within the Second Judicial Circuit.

Internally, the Justice Information Systems Agreement of 2001 and re-ratified in January, 2007 by the Criminal Justice Coordinating Council governs the responsibilities and expectations of the multi-agency criminal justice system called JIS.

Advisory Board

The Criminal Justice Coordinating Council is the executive steering committee for the Justice Information System. Internally, the Justice Information Systems Agreement of 2001, re-ratified in January 2007, by the Criminal Justice Coordinating Council, governs the responsibilities and expectations of the multi-agency criminal justice system called JIS.

Benchmarking

Benchmark Data	Leon County	Benchmark
Average number of users per MIS Full Time Equivalent (FTE)	1:38	1:23
Average number of PCs per Information Technician (IT Staff)	1:89	1:40
Ratio of Network Systems Administrators to File Servers (non-virtualized)	1:33	1:12
IT Spending per Employee in the County Government Sector	\$2,948	\$3,808

Benchmark Sources: Info-Tech Research Group (an information and technology research/advisory firm)

Management Services

Management Information Services - Management Information Services (001-171-513)

Performance Measures

Performance Measures	FY 2008 Actual	FY 2009 Actual	FY 2010 Estimate	FY 2011 Estimate
Average number of e-mails processed each month (in millions)	4.0*	5.0	5.0	5.0
Approximate amount of valid e-mails (balance of e-mail spam or viruses trapped)**	26%	30%	30%	30%
Average monthly visits to Leon County web site	360,371***	563,908	450,000	500,000
% of help calls completed in one day	50%	59%	50%	50%
Number of new applications/services deployed	2	4	2	2

*Updated to include internal emails and emails being sent out.

**Blocking of email traffic from Russia and China in mid-2008 caused a drop in the County's spam email volume by 10%.

*** Updated to reflect all websites that Leon County hosts.

**Leon County Government
Fiscal Year 2011 Budget**

Management Services

Management Information Services - Management Information Services (001-171-513)

Budgetary Costs	FY 2009 Actual	FY 2010 Adopted	FY 2011 Continuation	FY 2011 Issues	FY 2011 Budget	FY 2012 Budget
Personnel Services	2,680,020	3,675,372	3,758,541	5,244	3,763,785	3,952,530
Operating	1,311,919	1,777,394	1,776,899	-	1,776,899	1,776,899
Transportation	10,346	12,451	10,005	-	10,005	10,032
Total Budgetary Costs	<u>4,002,285</u>	<u>5,465,217</u>	<u>5,545,445</u>	<u>5,244</u>	<u>5,550,689</u>	<u>5,739,461</u>
Funding Sources	FY 2009 Actual	FY 2010 Adopted	FY 2011 Continuation	FY 2011 Issues	FY 2011 Budget	FY 2012 Budget
001 General Fund	4,002,285	5,465,217	5,545,445	5,244	5,550,689	5,739,461
Total Revenues	<u>4,002,285</u>	<u>5,465,217</u>	<u>5,545,445</u>	<u>5,244</u>	<u>5,550,689</u>	<u>5,739,461</u>
Staffing Summary	FY 2009 Actual	FY 2010 Adopted	FY 2011 Continuation	FY 2011 Issues	FY 2011 Budget	FY 2012 Budget
Administrative Associate III	0.67	0.67	0.67	-	0.67	0.67
Administrative Associate VI	0.50	0.50	0.50	-	0.50	0.50
Applications & Database Mngr.	1.00	1.00	1.00	-	1.00	1.00
Applications Dev. Analyst	6.00	6.00	6.00	-	6.00	6.00
Computer Asset Analyst	1.00	1.00	1.00	-	1.00	1.00
IT Technical Support Specialist II	7.00	5.00	5.00	-	5.00	5.00
Director of MIS/GIS	0.67	0.67	0.67	-	0.67	0.67
Document Scanner	2.00	2.00	2.00	-	2.00	2.00
IT Coordinator-CJIS	1.00	-	-	-	-	-
IT Coordinator-Communications	1.00	1.00	1.00	-	1.00	1.00
IT Coordinator-Admn Services	1.00	1.00	1.00	-	1.00	1.00
IT Coordinator-Technical Serv.	1.00	1.00	1.00	-	1.00	1.00
IT Coordinator-Systems	1.00	1.00	1.00	-	1.00	1.00
IT Coordinator-Web Development	1.00	1.00	1.00	-	1.00	1.00
Sr. IT Technical Support Spec.	2.00	2.00	2.00	-	2.00	2.00
MIS Special Projects Coord.	2.00	2.00	1.00	-	1.00	1.00
Network & Tech. Serv. Manager	1.00	1.00	1.00	-	1.00	1.00
Network Systems Administrator	6.00	6.00	6.00	-	6.00	6.00
Network Systems Specialist	1.00	1.00	1.00	-	1.00	1.00
Sr Programmer/Analyst	1.00	1.00	1.00	-	1.00	1.00
IT Technical Support Supv.	1.00	1.00	1.00	-	1.00	1.00
Unix Systems Administrator	1.00	1.00	1.00	-	1.00	1.00
Web Applications Analyst	1.00	1.00	1.00	-	1.00	1.00
JIS Sr. Applications Analyst	4.00	4.00	4.00	-	4.00	4.00
Applications Development Coordinator	1.00	1.00	1.00	-	1.00	1.00
Network Construction Planner	1.00	1.00	1.00	-	1.00	1.00
Oracle Enterprise Architect	-	1.00	1.00	-	1.00	1.00
IT Coordinator - Work Order & EDMS	-	-	1.00	-	1.00	1.00
Total Full-Time Equivalents (FTE)	<u>46.84</u>	<u>44.84</u>	<u>44.84</u>	<u>-</u>	<u>44.84</u>	<u>44.84</u>

Notes:

The major variances for the FY 2011 Management Information Services (MIS) budget are as follows:

Increases to Program Funding:

1. Increase reflects Florida Retirement System, Health Insurance and the remainder of the Cost of Living adjustment approved by the Board effective April 1, 2010.
2. Costs associated with workers' compensation.
3. A reclass of the Network Systems Specialist position effective October 1, 2010 in the amount of \$5,244.

Decreases to Program Funding:

1. Costs associated with transportation (vehicle repair, insurance, and fuel) in the amount of \$2,446.

**Leon County Government
Fiscal Year 2011 Budget**

Management Services

Management Information Services - Management Information Services (001-171-713)

Budgetary Costs	FY 2009 Actual	FY 2010 Adopted	FY 2011 Continuation	FY 2011 Issues	FY 2011 Budget	FY 2012 Budget
Personnel Services	629,947	-	-	-	-	-
Operating	311,619	-	-	-	-	-
Total Budgetary Costs	941,566	-	-	-	-	-
<hr/>						
Funding Sources	FY 2009 Actual	FY 2010 Adopted	FY 2011 Continuation	FY 2011 Issues	FY 2011 Budget	FY 2012 Budget
001 General Fund	941,566	-	-	-	-	-
Total Revenues	941,566	-	-	-	-	-

Notes:

In FY08 new reporting requirements for Article V entities were implemented. The FY09 Actuals depict the total amount funded by the County for Article V information systems. These expenses are currently funded in the operating budget of Management Information Services and the actual expenses will be reported separately each year.

**Leon County Government
Fiscal Year 2011 Budget**

Management Services

Management Information Services - Management Information Services (001-171-719)

Budgetary Costs	FY 2009 Actual	FY 2010 Adopted	FY 2011 Continuation	FY 2011 Issues	FY 2011 Budget	FY 2012 Budget
Personnel Services	146,199	-	-	-	-	-
Operating	51,468	-	-	-	-	-
Total Budgetary Costs	197,667	-	-	-	-	-
<hr/>						
Funding Sources	FY 2009 Actual	FY 2010 Adopted	FY 2011 Continuation	FY 2011 Issues	FY 2011 Budget	FY 2012 Budget
001 General Fund	197,667	-	-	-	-	-
Total Revenues	197,667	-	-	-	-	-

Notes:

In FY08 new reporting requirements for Article V entities were implemented. The FY09 Actuals depict the total amount funded by the County for Article V other operating costs. These expenses are currently funded in the operating budget of Management Information Services and the actual expenses will be reported separately each year.

Management Services

Management Information Services - Geographic Info. Systems (001-421-539)

Goals

The goal of the Tallahassee-Leon County GIS is to enhance the County's Information Management capabilities to provide efficient and improved services to citizens.

Objectives

1. Maintain and update the base map (Completion of the Flyover and LiDAR acquisition Projects).
2. Develop, implement, and maintain the systems, infrastructure, and databases required to support the interlocal government user groups.
3. Develop, implement, and maintain the Internet, Intranet GIS Applications, and provide maps to citizens and the general public.
4. Continue to provide improved data access to the public and staff, and provide GIS analytical support to government decision making.
5. Integrate GIS into business processes (Land ID Project, TLC GIS Viewer, Work Order Management/GIS Integration, Addressing and Emergency Management).
6. Continue to support Permit and Enforcement Tracking System integration.

Statutory Responsibilities

Many of the datasets and GIS tools provided to Tallahassee-Leon County GIS end users allow them to remain in compliance with the County and City environmental regulations, the Comprehensive Plan, Telecommunication Ordinance, Addressing Ordinance, Senate Bill 360 (concurrency), and Florida statutes regulating the Property Appraiser's Office. In addition, Tallahassee-Leon County GIS provides direct support for the County's Emergency Management Plan. Tallahassee-Leon County GIS is also required to comply with Public Records Statutes.

Advisory Board

GIS Executive Committee; GIS Steering Committee; Permit Enforcement & Tracking System (PETS) Steering Committee; GIS Development Team; PETS Development Team

Benchmarking

Benchmarking	Leon County 2007	Leon County 2009	Benchmark
# of Business Units that use GIS (Deployment)	24	24	11.5 (Average)
# of Desktop/Laptop Users	1,100	1,958	148
# of Layers of Data Maintained	283	359	194
# of Public Access Web Sites	12	16	5.5

Benchmark Source: March 2005 report prepared by Aegis Computer Services to compare Tallahassee-Leon GIS with 15 similar counties in Florida. The report is currently being revised and updated. The new report will be out by May 2010.

Performance Measures

Performance Measures	FY 2008 Actual	FY 2009 Actual	FY 2010 Estimate	FY 2011 Estimate
Provide customer response to system and software requests within (1) hour 100% of the time	100%	100%	95%	95%
*Increase GIS internet applications, services and downloadable files by 20% annually	42%	30%	20%	20%
*Increase internet user sessions by 20% annually	(16%)	(16%)	(10%)	(5%)
Provide maintenance of base map components per schedule matrix, as required	100%	100%	100%	100%
Average monthly visits to the GIS Web Site	81,000	68,040	67,000	63,650
Layers of data maintained (such as aerial photography at various resolutions; addressing; streets; building footprints; contours within USA (1 ft.) and County (2 ft.); hydrography; elevation; flood zones; land use and zoning; property ownership; subdivisions; easements; census)	344	395	434	440

*Internet activity has declined over the past two years by approximately 10% or 7,600 visits per month since 2007. Although the number of websites has increased, those related to the real estate market and sales (i.e. the Leon County Property Appraiser's website) have experienced a significant reduction in visits (up to 35%). The trend is expected to continue into next fiscal year before leveling off.

**Leon County Government
Fiscal Year 2011 Budget**

Management Services

Management Information Services - Geographic Info. Systems (001-421-539)

Budgetary Costs	FY 2009 Actual	FY 2010 Adopted	FY 2011 Continuation	FY 2011 Issues	FY 2011 Budget	FY 2012 Budget
Personnel Services	1,163,506	1,244,360	1,267,152	-	1,267,152	1,338,853
Operating	548,063	578,480	578,295	-	578,295	578,295
Total Budgetary Costs	1,711,569	1,822,840	1,845,447	-	1,845,447	1,917,148
Funding Sources	FY 2009 Actual	FY 2010 Adopted	FY 2011 Continuation	FY 2011 Issues	FY 2011 Budget	FY 2012 Budget
001 General Fund	1,711,569	1,822,840	1,845,447	-	1,845,447	1,917,148
Total Revenues	1,711,569	1,822,840	1,845,447	-	1,845,447	1,917,148
Staffing Summary	FY 2009 Actual	FY 2010 Adopted	FY 2011 Continuation	FY 2011 Issues	FY 2011 Budget	FY 2012 Budget
Administrative Associate III	0.33	0.33	0.33	-	0.33	0.33
Administrative Associate VI	0.50	0.50	0.50	-	0.50	0.50
Director of MIS/GIS	0.33	0.33	0.33	-	0.33	0.33
GIS Application Dev. Analyst	2.00	2.00	1.00	-	1.00	1.00
GIS Coordinator	1.00	1.00	1.00	-	1.00	1.00
GIS Oracle Database Admin.	1.00	1.00	1.00	-	1.00	1.00
GIS Project Manager	1.00	1.00	1.00	-	1.00	1.00
GIS Specialist I	1.00	1.00	-	-	-	-
GIS Specialist II	1.00	1.00	1.00	-	1.00	1.00
GIS Web Application Dev. Anl.	1.00	1.00	1.00	-	1.00	1.00
Gis Mapping Specialist	2.00	2.00	2.00	-	2.00	2.00
Network Systems Administrator	1.00	1.00	1.00	-	1.00	1.00
Unix System Adm. - GIS	1.00	1.00	1.00	-	1.00	1.00
GIS Technician I	2.00	1.00	1.00	-	1.00	1.00
GIS Technical Services Manager	-	-	1.00	-	1.00	1.00
GIS Database Analyst	-	-	1.00	-	1.00	1.00
GIS Specialist III	2.00	2.00	2.00	-	2.00	2.00
Total Full-Time Equivalents (FTE)	17.16	16.16	16.16	-	16.16	16.16

Notes:

The major variances for the FY 2011 Geographic Information Systems (GIS) budget are as follows:

Increases to Program Funding:

1. Increase reflects Florida Retirement System, Health Insurance and the remainder of the Cost of Living adjustment approved by the Board effective April 1, 2010.

Management Services

Minority/Women Small Business Enterprise (001-112-513)

Goals

The goal of the Minority, Women, and Small Business Enterprise Program (MWSBE) is to provide minority, women, and small businesses with a means of participation in Leon County's procurement process for the purpose of achieving economic parity among all Leon County vendors.

Objectives

1. Eliminate any policies and/or procedural barriers that inhibit MWSBE participation in the procurement process.
2. Establish targets designed to increase MWSBE utilization proportionate to documented under-utilization.
3. Provide increased levels of information and assistance to MWSBEs.
4. Implement mechanisms and procedures for monitoring MWSBE compliance by prime contractors.
5. Provide training to citizens in starting, maintaining and enhancing their level of business opportunities.
6. Review, analyze, and submit MWSBE statements for bids and RFPs.
7. Attend and present MWSBE information at all Purchasing pre-bid conferences.
8. Determine the appropriate targets for all bids and RFPs.
9. Review and approve all MWSBE applications for compliance with the Purchasing and Minority, Women and Small Business Enterprise Policy.

Statutory Responsibilities

Florida Statute, 255.101 Section 2; Florida Statute, Chapter 287; Leon County Purchasing and Minority, Women and Small Business Enterprise Policy (revised 06-14-2006)

Advisory Board

Minority, Women, and Small Business Enterprise Citizens Advisory Committee

Performance Measures

Performance Measures	FY 2008 Actual	FY 2009 Actual	FY 2010 Estimate	FY 2011 Estimate
Review and analyze all preliminary bids and request for proposals to determine the appropriate target within 3 days of request 95% of the time	95%	95%	95%	95%
a. Total # of preliminary requests for proposals analyzed	67	63	63	63
Attend and present MWSBE information for all Purchasing Division pre-bid conferences 95% of the time.	95%	95%	95%	95%
a. Total # of pre-bid conferences attended	28	30	30	28
Reviewed, analyzed and submitted all MWSBE statements within 3 days of the bid or request for proposal closing date 95% of the time.	95%	95%	95%	95%
a. Total # of submitted proposals reviewed	67	63	63	63
Provide training to at least 25 citizens for assistance in starting, maintaining and enhancing their local business	37	35	37	37
% of respondents committed to meet or exceed MWSBE Aspirational Target	80%	89%	85%	85%

**Leon County Government
Fiscal Year 2011 Budget**

Management Services

Minority/Women Small Business Enterprise (001-112-513)

Budgetary Costs	FY 2009 Actual	FY 2010 Adopted	FY 2011 Continuation	FY 2011 Issues	FY 2011 Budget	FY 2012 Budget
Personnel Services	161,468	126,994	135,146	-	135,146	141,859
Operating	131,607	118,354	68,304	19,850	88,154	88,154
Total Budgetary Costs	293,075	245,348	203,450	19,850	223,300	230,013
Funding Sources	FY 2009 Actual	FY 2010 Adopted	FY 2011 Continuation	FY 2011 Issues	FY 2011 Budget	FY 2012 Budget
001 General Fund	293,075	245,348	203,450	19,850	223,300	230,013
Total Revenues	293,075	245,348	203,450	19,850	223,300	230,013
Staffing Summary	FY 2009 Actual	FY 2010 Adopted	FY 2011 Continuation	FY 2011 Issues	FY 2011 Budget	FY 2012 Budget
MWSBE Analyst	1.00	1.00	1.00	-	1.00	1.00
MWSBE Director	1.00	1.00	1.00	-	1.00	1.00
Total Full-Time Equivalentents (FTE)	2.00	2.00	2.00	-	2.00	2.00

Notes:

The major variances for the FY 2011 Minority/Women Small Business Enterprise (MWSBE) budget are as follows:

Increases to Program Funding:

1. Increase reflects Florida Retirement System, Health Insurance and the remainder of the Cost of Living adjustment approved by the Board effective April 1, 2010.
2. Contracts or other continuity of services in the amount of \$19,850 for the annual renewal fee for the BG2NOW software.

**Leon County Government
Fiscal Year 2011 Budget**

**Management Services
Purchasing Summary**

Budgetary Costs	FY 2009 Actual	FY 2010 Adopted	FY 2011 Continuation	FY 2011 Issues	FY 2011 Budget	FY 2012 Budget
Personnel Services	473,456	526,611	552,298	-	552,298	582,334
Operating	17,237	27,814	27,301	-	27,301	27,301
Transportation	7,464	7,583	8,223	-	8,223	8,255
Total Budgetary Costs	498,157	562,008	587,822	-	587,822	617,890
<hr/>						
Appropriations	FY 2009 Actual	FY 2010 Adopted	FY 2011 Continuation	FY 2011 Issues	FY 2011 Budget	FY 2012 Budget
Procurement (001-140-513)	284,913	284,331	365,930	-	365,930	386,425
Property Control (001-142-513)	44,196	44,984	47,099	-	47,099	48,833
Warehouse (001-141-513)	169,048	232,693	174,793	-	174,793	182,632
Total Budget	498,157	562,008	587,822	-	587,822	617,890
<hr/>						
Funding Sources	FY 2009 Actual	FY 2010 Adopted	FY 2011 Continuation	FY 2011 Issues	FY 2011 Budget	FY 2012 Budget
001 General Fund	498,157	562,008	587,822	-	587,822	617,890
Total Revenues	498,157	562,008	587,822	-	587,822	617,890
<hr/>						
Staffing Summary	FY 2009 Actual	FY 2010 Adopted	FY 2011 Continuation	FY 2011 Issues	FY 2011 Budget	FY 2012 Budget
Procurement	3.00	3.00	4.00	-	4.00	4.00
Warehouse	4.00	4.00	3.00	-	3.00	3.00
Property Control	1.00	1.00	1.00	-	1.00	1.00
Total Full-Time Equivalents (FTE)	8.00	8.00	8.00	-	8.00	8.00

Management Services

Purchasing - Procurement (001-140-513)

Goals

The goal of the Procurement Program is to provide timely and professional procurement services to secure requested supplies, services, and commodities at a specified level of quality and at the lowest possible cost, through open and fair competition.

Objectives

1. Review all purchasing activity for compliance with Purchasing Policy and applicable state laws.
2. Process requisitions and purchase orders and assist departments/divisions with technical information, quotes, and purchasing related requests.
3. Obtain price quotes, prepare and receive informal bids, review state and cooperative purchasing contracts for vendor sources and best pricing.
4. Provide accounts payable assistance to vendors and staff.
5. Prepare, advertise, and receive bids and Requests for Proposals (RFP's), and coordinate the evaluation processes for those bids and RFP's.
6. Administer the County procurement card program: provide cardholder training, card management, and audits of card activity.
7. Implement and provide contract management services for County-wide services contracts such as uniforms.

Statutory Responsibilities

Leon County Board of County Commissioners Purchasing and Minority Business Enterprise Policy (revised 6/13/06) and Purchasing Card Policy (revised 6/13/06); Florida Statute, Chapter 255 "Public Property and Publicly Owned Buildings"; Florida Statute, Chapter 274 "Tangible Personal Property"; Florida Statute, Chapter 287 "Public Procurement"

Advisory Board

None.

Benchmarking

Benchmark Data	Leon County	ICMA Mean (All Jurisdictions)	ICMA Median
\$ amount of Central Purchasing purchases per Central Purchasing FTE	\$13.7 million	\$14.8 million	\$8.6 million
% of Purchasing Conducted with Purchasing Card	6.04% in FY 09	3.16%	2.0%
% of internal service customers rating Purchasing as responding promptly to needs	98%	93%	98%
% of internal service customers rating Purchasing as providing a overall satisfactory service experience	97%	97%	100%

Benchmark Source: International City Management Association (ICMA) 2006 Center for Performance Management

Performance Measures

Performance Measures	FY 2008 Actual	FY 2009 Actual	FY 2010 Estimate	FY 2011 Estimate
% of completed requisitions for purchase orders processed within 2 days of receipt	100%	100%	98%	100%
% of bids/RFPs processed within 45 work days of receipt of request	100%	100%	98%	100%
# of Purchase Orders Issued	2,598	2,478	3,010	2,500
\$ Volume of Purchase Orders Issued (millions)	\$58.6	\$35.3	\$35	\$32
\$ amount of Central Purchasing Office purchases per Central Purchasing FTE (2.75 FTE allocated) (millions)	\$21.13	\$12.8	\$12.7	\$9.85*
# of Bids Issued	68	63	60	60
Purchasing Card Volume	\$2,271,034	\$2,271,033	\$2,600,000	\$2,750,000
Purchasing Card Rebate	\$9,084	\$9,084	\$9,300	\$9,800

**Leon County Government
Fiscal Year 2011 Budget**

Management Services

Purchasing - Procurement (001-140-513)

Budgetary Costs	FY 2009 Actual	FY 2010 Adopted	FY 2011 Continuation	FY 2011 Issues	FY 2011 Budget	FY 2012 Budget
Personnel Services	272,151	263,958	346,050	-	346,050	366,545
Operating	12,762	20,373	19,880	-	19,880	19,880
Total Budgetary Costs	284,913	284,331	365,930	-	365,930	386,425
<hr/>						
Funding Sources	FY 2009 Actual	FY 2010 Adopted	FY 2011 Continuation	FY 2011 Issues	FY 2011 Budget	FY 2012 Budget
001 General Fund	284,913	284,331	365,930	-	365,930	386,425
Total Revenues	284,913	284,331	365,930	-	365,930	386,425
<hr/>						
Staffing Summary	FY 2009 Actual	FY 2010 Adopted	FY 2011 Continuation	FY 2011 Issues	FY 2011 Budget	FY 2012 Budget
Administrative Associate V	1.00	1.00	1.00	-	1.00	1.00
Dir of Purchasing	1.00	1.00	1.00	-	1.00	1.00
Purchasing Agent	1.00	1.00	1.00	-	1.00	1.00
Contract Manager	-	-	1.00	-	1.00	1.00
Total Full-Time Equivalents (FTE)	3.00	3.00	4.00	-	4.00	4.00

Notes:

The major variances for the FY 2011 Procurement budget are as follows:

Increases to Program Funding:

1. Increase reflects Florida Retirement System, Health Insurance and the remainder of the Cost of Living adjustment approved by the Board effective April 1, 2010.
2. The realignment of the Contract Manager position from Warehouse in FY10.

Decreases in Program Funding:

1. Insurance costs in the amount of \$468.

Management Services

Purchasing - Warehouse (001-141-513)

Goals

The goal of the Warehouse Program is to procure, stock, and issue high turnover type items to facilitate the work routines of County departments.

Objectives

1. Issue supplies and materials from Warehouse and Office Supply Center inventories.
2. Procure materials and supplies for Warehouse, Office Supply Center, and County customers.
3. Provide forklift services for other departments.
4. Deliver inter-departmental, special, and U.S. mail to County facilities.
5. Process purchase requisitions for Fleet Management and Operations Divisions and provide back-up to Procurement as needed.
6. Assist County staff with identifying vendors and sourcing needed items.

Statutory Responsibilities

Leon County Board of County Commissioners Purchasing Policy, (revised 1/16/96); Minority Business Enterprise Policy, (revised 1/16/96); Florida Statute, Chapter 274 "Tangible Personal Property"; Florida Statute, Chapter 287 "Public Procurement"

Advisory Board

None

Benchmarking

Benchmark Data	Leon County	Benchmark
Inventory Turnover Rate	263%	150%
Annual inventory loss/gain (to measure operational accuracy)	+0.10%	Less than 1.5%+/-

Benchmark Sources: National Institute of Governmental Purchasing, Inc. (NIGP)

Performance Measures

Performance Measures	FY 2008 Actual	FY 2009 Actual	FY 2010 Estimate	FY 2011 Estimate
Cost per issuance	\$12.98	\$10.86	\$12.84	\$16.20
Operational cost as a % of total dollar value of issuances (expenses / \$ value of issuances)	28.9%	30.7%	38.17%	45.3%
# of issuances	16,114	15,501	16,200	15,800
\$ volume of issuances	\$723,848	\$547,987	\$545,000	\$460,000

**Leon County Government
Fiscal Year 2011 Budget**

Management Services

Purchasing - Warehouse (001-141-513)

Budgetary Costs	FY 2009 Actual	FY 2010 Adopted	FY 2011 Continuation	FY 2011 Issues	FY 2011 Budget	FY 2012 Budget
Personnel Services	161,131	222,161	164,578	-	164,578	172,388
Operating	1,707	3,971	3,951	-	3,951	3,951
Transportation	6,210	6,561	6,264	-	6,264	6,293
Total Budgetary Costs	<u>169,048</u>	<u>232,693</u>	<u>174,793</u>	<u>-</u>	<u>174,793</u>	<u>182,632</u>
Funding Sources	FY 2009 Actual	FY 2010 Adopted	FY 2011 Continuation	FY 2011 Issues	FY 2011 Budget	FY 2012 Budget
001 General Fund	169,048	232,693	174,793	-	174,793	182,632
Total Revenues	<u>169,048</u>	<u>232,693</u>	<u>174,793</u>	<u>-</u>	<u>174,793</u>	<u>182,632</u>
Staffing Summary	FY 2009 Actual	FY 2010 Adopted	FY 2011 Continuation	FY 2011 Issues	FY 2011 Budget	FY 2012 Budget
Materials Management Spec.	3.00	3.00	2.00	-	2.00	2.00
Warehouse Supervisor	1.00	1.00	1.00	-	1.00	1.00
Total Full-Time Equivalents (FTE)	<u>4.00</u>	<u>4.00</u>	<u>3.00</u>	<u>-</u>	<u>3.00</u>	<u>3.00</u>

Notes:

The major variances for the FY 2011 Warehouse budget are as follows.

Increases to Program Funding:

1. Increase reflects Florida Retirement System, Health Insurance and the remainder of the Cost of Living adjustment approved by the Board effective April 1, 2010.

Decreases to Program Funding:

1. Transfer of the Contract Manager position to Procurement in FY10.
2. Costs associated with transportation (vehicle repair, insurance, and fuel) in the amount of \$297.

Management Services

Purchasing - Property Control (001-142-513)

Goals

The goal of the Property Control Program is to create and maintain an exemplary records and management control program for the tangible personal property of Leon County.

Objectives

1. Create property control records on all new tangible personal property items.
2. Revise property control records to reflect transfers, deletions, and other actions.
3. Perform inventory of all tangible personal property and compile annual report of inventory for Board approval.
4. Reconcile physical inventory with property control records and update and revise Board tangible personal property policies and procedures.
5. Provide technical assistance to Property Custodians.
6. Provides program support for the procurement card program.

Statutory Responsibilities

Leon County Board of County Commissioners Tangible Personal Property Policy (revised 6/13/06); Florida Statute, Chapter 274 "Tangible Personal Property"; Florida Statute, Chapter 287 "Public Procurement"

Advisory Board

None

Performance Measures

Performance Measures*	FY 2008 Actual	FY 2009 Actual	FY 2010 Estimate	FY 2011 Estimate
Decrease the % of items not located in the annual inventory from the prior year (reflects percentage decrease in items missing from the prior year).	100%	-400%	N/A**	N/A**
# of New Assets Tagged	441	351	450	350
\$ Value of New Assets	\$5,007,488	\$3,739,790	\$4,100,000	\$4,500,000
# of Assets at Year End	5,889	5,953	5,980	6,010
Year End Total Asset Value (Millions)	\$39.9	\$39.5	\$43.5	\$45
# of Surplus Auctions	4	4	3	2
\$ Value of Auction Proceeds	\$448,214	\$459,600	\$340,000	\$300,000
Items Not Found In Inventory After 3 yrs - Deleted 3rd Year (Annual Inventory)	3	0	3	0

*Inventory and auction activity based on departmental activity. Data points are collected annually; therefore, there is no year to date data from which to forecast. Annual activity is not linear from prior years; therefore, forecasting methods are not practical.

**N/A represents the fact that there is currently no missing inventory.

**Leon County Government
Fiscal Year 2011 Budget**

Management Services

Purchasing - Property Control (001-142-513)

Budgetary Costs	FY 2009 Actual	FY 2010 Adopted	FY 2011 Continuation	FY 2011 Issues	FY 2011 Budget	FY 2012 Budget
Personnel Services	40,174	40,492	41,670	-	41,670	43,401
Operating	2,768	3,470	3,470	-	3,470	3,470
Transportation	1,254	1,022	1,959	-	1,959	1,962
Total Budgetary Costs	<u>44,196</u>	<u>44,984</u>	<u>47,099</u>	<u>-</u>	<u>47,099</u>	<u>48,833</u>
Funding Sources	FY 2009 Actual	FY 2010 Adopted	FY 2011 Continuation	FY 2011 Issues	FY 2011 Budget	FY 2012 Budget
001 General Fund	44,196	44,984	47,099	-	47,099	48,833
Total Revenues	<u>44,196</u>	<u>44,984</u>	<u>47,099</u>	<u>-</u>	<u>47,099</u>	<u>48,833</u>
Staffing Summary	FY 2009 Actual	FY 2010 Adopted	FY 2011 Continuation	FY 2011 Issues	FY 2011 Budget	FY 2012 Budget
Property Control Specialist	1.00	1.00	1.00	-	1.00	1.00
Total Full-Time Equivalents (FTE)	<u>1.00</u>	<u>1.00</u>	<u>1.00</u>	<u>-</u>	<u>1.00</u>	<u>1.00</u>

Notes:

The major variances for the FY 2011 Property Control budget are as follows:

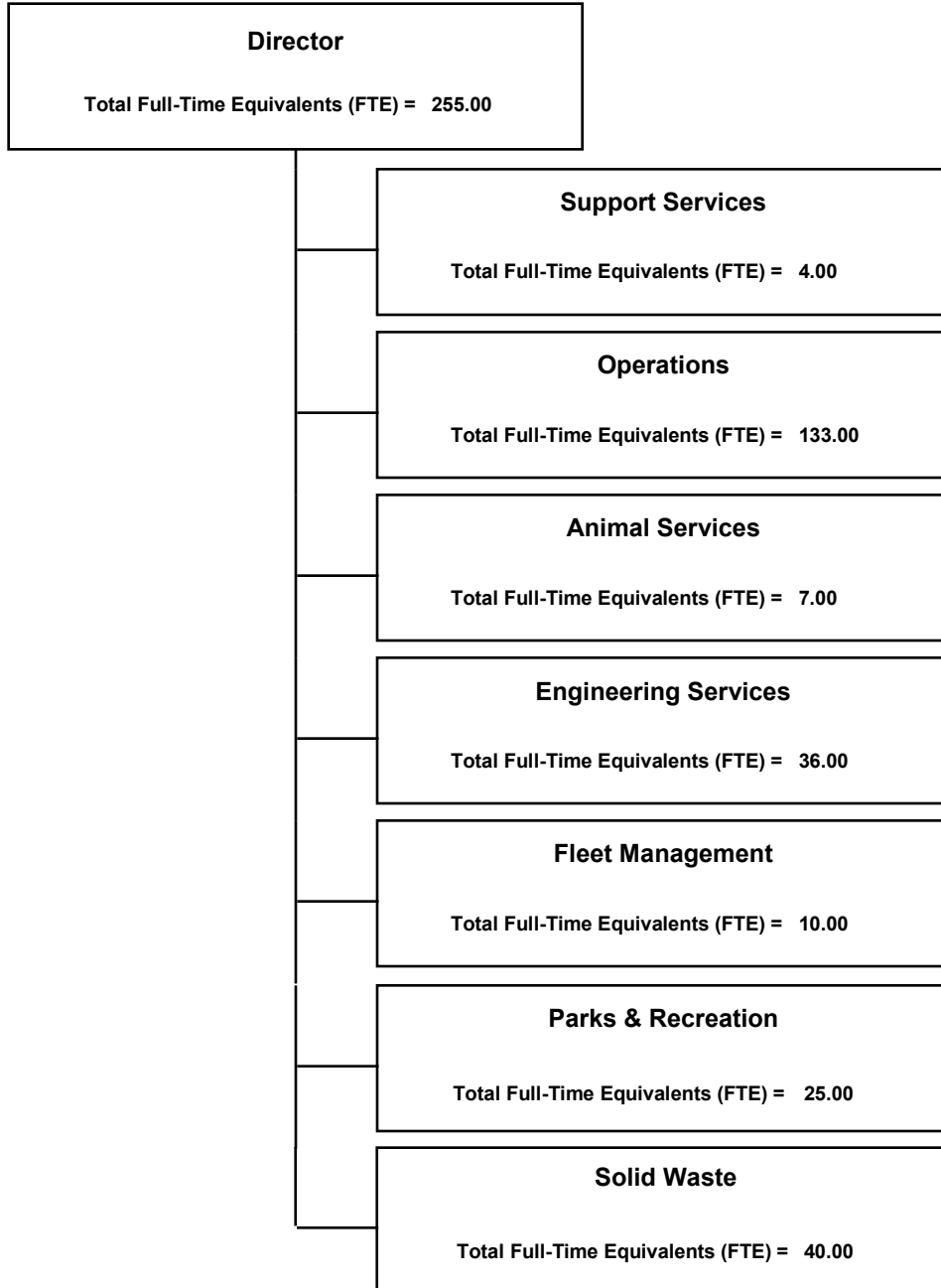
Increases to Program Funding:

1. Increase reflects Florida Retirement System, Health Insurance and the remainder of the Cost of Living adjustment approved by the Board effective April 1, 2010.
2. Costs associated with transportation (vehicle repair, insurance, and fuel) in the amount of \$937.

Public Works

Organizational Chart	10 -2
Executive Summary	10 -3
Public Works	10 -4
Support Services	10 -5
Operations	10 -7
Animal Services	10 -18
Engineering Services	10 -20
Fleet Maintenance	10 -24
Parks & Recreation Services	10 -26
Solid Waste	10 -28

Public Works



Public Works

Executive Summary

The Public Works section of the Leon County FY 2010/2011 Annual Budget is comprised of Support Services, Animal Services, Engineering Services, Fleet Management, Operations, Parks and Recreation, and Solid Waste.

Support Services provides oversight, policy development, and coordination of departmental activities. The Operations Division manages programs that support transportation, roadside beautification, stormwater maintenance, and mosquito control. Animal Control provides humane education, prevention, and enforcement programs for the citizens and domestic animals of Leon County. Engineering Services provides services for the construction and maintenance of transportation and stormwater-related infrastructure. Fleet Management provides maintenance and repair of County-owned and operated vehicles. Parks and Recreation creates, maintains, and manages infrastructure and programs supporting recreation, parks, and open space. Solid Waste provides all residents of Leon County with quality solid waste disposal services.

HIGHLIGHTS

The Operations Division consists of the Transportation Maintenance, Right-A-Way Management, Stormwater Maintenance and Mosquito Control programs. The Alternative Stabilization program was "sunset" at the end of FY 2009. The Transportation Maintenance program, which is responsible for the maintenance of County roads, assumed the responsibility for maintaining those roads constructed under the Alternative Stabilization program. Additionally, the Right-of-Way program, which is responsible for roadside beautification has taken on the roadside maintenance of those roads. Stormwater Maintenance is responsible for the construction and maintenance of county-owned drainage systems. Mosquito Control's responsibility is to provide effective and environmentally sound mosquito control services and educational programs to protect public health and reduce human discomfort associated with large mosquito.

Animal Services is responsible for enforcing state and local ordinances concerning matters such as stray animals, rabies control, animal cruelty, and dangerous animals. Animal Services also provides training through the conduction of the animal bite prevention and safety program. In addition, this program administers the contract for St. Francis Wildlife.

Engineering Services is responsible for providing the public with professional services for the construction and maintenance of infrastructure to enhance our community's quality of life. The division provides in-house design services for construction projects, performs design reviews, and inspects and performs quality control of new subdivision construction. Additionally, Engineering provides water quality monitoring services.

The Fleet Management Division is responsible for providing quality repairs and maintenance of vehicles and equipment for the Board of County Commissioners and all Constitutional Offices, excluding the Sheriff's Office. Fleet Management provides road and field service repairs on stationary equipment and disabled vehicles.

Parks and Recreation is responsible for providing safety, comfort, and convenience to the public through the creation, maintenance, and management of infrastructure and programs supporting recreation, parks, and open space. Parks and Recreation is also responsible for the maintenance of all county park facilities, including ball fields, boat landings, nature trails, greenways, and open spaces. In addition, Parks and Recreation facilitates the organization, promotion, and implementation of recreation programs and activities through community-based recreation. In addition, this division provides and operates five multi-purpose community centers.

The Solid Waste Division is an integrated solid waste management system dedicated to excellent public service and responsible fiscal and environmental stewardship. The Solid Waste Management Facility is responsible for processing various types of waste: tire waste, electronic waste, and wood waste. Effective January 1, 2009, the Board entered into an Agreement with Marpan Recycling for the processing and recycling of all Class III materials under the County's control. All residuals from Marpan recycling are disposed at the County's Apalachee Solid Waste Management Facility. The Rural Waste Service Centers provide drop-off services for residents in unincorporated Leon County and administers drop off services for garbage, tires, yard trash, recyclables, electronics, automotive batteries, fluorescent tubes, and used motor oil. In the spring, the Solid Waste Division hosted its second annual Solid Waste Spectacular at the Solid Waste Management Facility.

Transfer Station Operations provides a management facility for residential and commercial Class I solid waste and transportation and disposal of accepted waste to a regional landfill. Hazardous Waste provides household hazardous waste disposal services to the citizens of Leon County, processes hazardous and potentially hazardous material, and coordinates hazardous waste disposal collection events. Recycling Services and Education is responsible for promoting recycling and waste reduction through public education programs including brochures, television, website, and radio. Recycling Services is also responsible for operating and maintaining the Rural Waste Collection Centers' recycling programs, and hosting special events such as Earth Day, Compost Bin Sales, and America Recycles Day.

**Leon County Government
Fiscal Year 2011 Budget**

Public Works

Budgetary Costs	FY 2009 Actual	FY 2010 Adopted	FY 2011 Continuation	FY 2011 Issues	FY 2011 Budget	FY 2012 Budget
Personnel Services	12,980,099	14,123,861	14,429,065	-	14,429,065	15,166,102
Operating	10,712,631	12,886,344	12,876,317	839,061	13,715,378	13,926,912
Transportation	1,778,058	2,139,435	2,242,487	4,125	2,246,612	2,270,186
Capital Outlay	56,940	102,550	42,550	-	42,550	42,550
Grants-in-Aid	71,250	71,250	71,250	-	71,250	71,250
Total Budgetary Costs	25,598,978	29,323,440	29,661,669	843,186	30,504,855	31,477,000
Appropriations	FY 2009 Actual	FY 2010 Adopted	FY 2011 Continuation	FY 2011 Issues	FY 2011 Budget	FY 2012 Budget
Support Services	548,689	559,129	568,433	40,000	608,433	643,741
Operations	8,462,581	9,612,772	9,782,820	2,100	9,784,920	10,127,250
Animal Services	1,042,604	1,086,220	1,112,362	-	1,112,362	1,144,847
Engineering Services	3,167,775	3,244,506	3,293,197	11,940	3,305,137	3,448,364
Fleet Management	1,168,776	2,930,943	3,083,086	-	3,083,086	3,113,758
Parks & Recreation	2,193,265	2,241,405	2,260,046	4,148	2,264,194	2,422,349
Solid Waste	9,015,288	9,648,465	9,561,725	784,998	10,346,723	10,576,691
Total Budget	25,598,978	29,323,440	29,661,669	843,186	30,504,855	31,477,000
Funding Sources	FY 2009 Actual	FY 2010 Adopted	FY 2011 Continuation	FY 2011 Issues	FY 2011 Budget	FY 2012 Budget
106 Transportation Trust	7,975,313	9,985,791	10,094,084	42,100	10,136,184	10,537,543
122 Mosquito Control	512,882	563,177	580,656	-	580,656	596,902
123 Stormwater Utility	3,690,850	2,867,439	2,969,710	11,940	2,981,650	3,084,910
140 Municipal Service	3,235,869	3,327,625	3,372,408	4,148	3,376,556	3,567,196
401 Solid Waste	9,015,288	9,648,465	9,561,725	784,998	10,346,723	10,576,691
505 Motor Pool	1,168,776	2,930,943	3,083,086	-	3,083,086	3,113,758
Total Revenues	25,598,978	29,323,440	29,661,669	843,186	30,504,855	31,477,000
Staffing Summary	FY 2009 Actual	FY 2010 Adopted	FY 2011 Continuation	FY 2011 Issues	FY 2011 Budget	FY 2012 Budget
Animal Services	7.00	7.00	7.00	-	7.00	7.00
Engineering Services	36.00	36.00	36.00	-	36.00	36.00
Fleet Management	10.00	10.00	10.00	-	10.00	10.00
Operations	133.00	133.00	133.00	-	133.00	133.00
Parks & Recreation	25.00	25.00	25.00	-	25.00	25.00
Solid Waste	47.00	40.00	40.00	-	40.00	40.00
Support Services	4.00	4.00	4.00	-	4.00	4.00
Total Full-Time Equivalents (FTE)	262.00	255.00	255.00	-	255.00	255.00
OPS Staffing Summary	FY 2009 Actual	FY 2010 Adopted	FY 2011 Continuation	FY 2011 Issues	FY 2011 Budget	FY 2012 Budget
Operations	2.00	2.00	2.00	-	2.00	2.00
Solid Waste	2.00	2.00	2.00	-	2.00	2.00
Total OPS Full-Time Equivalents (FTE)	4.00	4.00	4.00	-	4.00	4.00

Public Works

Support Services (106-400-541)

Goals

The goal of the Department of Public Works and Support Services is to effectively serve the residents of Leon County by planning, developing, and maintaining quality infrastructure. This is accomplished by delivering environmentally sensitive and cost-effective products and services in order to achieve a high quality of life that includes health and safety, human comfort, and convenience.

Objectives

1. Provides oversight, monitoring, policy development and coordination of the eight divisions and 20 budget programs within the Department.
2. Coordinates the department-wide submission of the Annual Budget and Capital Improvement Program and manages capital improvement projects.
3. Coordinates Board meeting agenda items and other related correspondence.
4. Coordinates department travel requests and expense reports.
5. Provides quality control relative to approximately 265 employee's annual appraisals, in addition to quarterly purchasing card audits.
6. Provide records management for entire department.

Statutory Responsibilities

Florida Statute, Chapter 119 "Public Records Law"; *Leon County Code of Laws, Chapter 10 "Comprehensive Plan"; Safe, Accountable, Flexible, Efficient Transportation Equity Act: A Legacy for Users (SAFETEA-LU); Florida Constitution Article 12 (9)(c)(5); Florida Statute 206.47(7); Florida Statute 206.875; Florida Statute 206.60; Florida Statute 336.021; Florida Statute 336.025

Advisory Board

CRTPA Transportation Technical Advisory Committee; Transportation Planning Advisory Committee; City/County Lafayette Street Committee; Florida DOT; Blueprint 2000 Technical Coordinating Committee; Development Review Committee

**Leon County Government
Fiscal Year 2011 Budget**

Public Works

Support Services (106-400-541)

Budgetary Costs	FY 2009 Actual	FY 2010 Adopted	FY 2011 Continuation	FY 2011 Issues	FY 2011 Budget	FY 2012 Budget
Personnel Services	405,492	406,612	416,620	-	416,620	451,928
Operating	143,197	152,058	151,813	40,000	191,813	191,813
Transportation	-	459	-	-	-	-
Total Budgetary Costs	548,689	559,129	568,433	40,000	608,433	643,741
Funding Sources	FY 2009 Actual	FY 2010 Adopted	FY 2011 Continuation	FY 2011 Issues	FY 2011 Budget	FY 2012 Budget
106 Transportation Trust	548,689	559,129	568,433	40,000	608,433	643,741
Total Revenues	548,689	559,129	568,433	40,000	608,433	643,741
Staffing Summary	FY 2009 Actual	FY 2010 Adopted	FY 2011 Continuation	FY 2011 Issues	FY 2011 Budget	FY 2012 Budget
Asst to the Public Works Dir	1.00	1.00	1.00	-	1.00	1.00
Director of Public Works	1.00	1.00	1.00	-	1.00	1.00
Records Manager	1.00	1.00	1.00	-	1.00	1.00
Sr. Administrative Associate	1.00	1.00	1.00	-	1.00	1.00
Total Full-Time Equivalentents (FTE)	4.00	4.00	4.00	-	4.00	4.00

Notes:

The major variances for the FY 2011 Support Services budget are as follows:

Increases to Program Funding:

1. Increase reflects Florida Retirement System, Health Insurance and the remainder of the Cost of Living adjustment approved by the Board effective April 1, 2010.
2. Matching grant funding to support extending the StarMetro bus services on Mahan Drive in the amount of \$40,000.

Decreases to Program Funding:

1. Vehicle coverage costs in the amount of \$450.
2. Costs associated with workers' compensation.

**Leon County Government
Fiscal Year 2011 Budget**

**Public Works
Operations Summary**

Budgetary Costs	FY 2009 Actual	FY 2010 Adopted	FY 2011 Continuation	FY 2011 Issues	FY 2011 Budget	FY 2012 Budget
Personnel Services	5,818,163	6,702,169	6,775,904	-	6,775,904	7,117,491
Operating	1,431,488	1,660,655	1,620,395	-	1,620,395	1,615,595
Transportation	1,195,630	1,249,948	1,386,521	2,100	1,388,621	1,394,164
Capital Outlay	17,300	-	-	-	-	-
Total Budgetary Costs	8,462,581	9,612,772	9,782,820	2,100	9,784,920	10,127,250
Appropriations	FY 2009 Actual	FY 2010 Adopted	FY 2011 Continuation	FY 2011 Issues	FY 2011 Budget	FY 2012 Budget
Alternative Stabilization (106-438-541)	764,756	-	-	-	-	-
Mosquito Control (122-216-562)	461,058	528,177	541,656	-	541,656	557,902
Mosquito Control Grant (122-214-562)	51,824	35,000	39,000	-	39,000	39,000
Right-Of-Way Management (106-432-541)	1,278,737	2,005,904	2,044,789	2,100	2,046,889	2,121,824
Stormwater Maintenance (123-433-538)	3,265,723	2,819,439	2,921,710	-	2,921,710	3,024,970
Transportation Maintenance (106-431-541)	2,640,483	4,224,252	4,235,665	-	4,235,665	4,383,554
Total Budget	8,462,581	9,612,772	9,782,820	2,100	9,784,920	10,127,250
Funding Sources	FY 2009 Actual	FY 2010 Adopted	FY 2011 Continuation	FY 2011 Issues	FY 2011 Budget	FY 2012 Budget
106 Transportation Trust	4,683,976	6,230,156	6,280,454	2,100	6,282,554	6,505,378
122 Mosquito Control	512,882	563,177	580,656	-	580,656	596,902
123 Stormwater Utility	3,265,723	2,819,439	2,921,710	-	2,921,710	3,024,970
Total Revenues	8,462,581	9,612,772	9,782,820	2,100	9,784,920	10,127,250
Staffing Summary	FY 2009 Actual	FY 2010 Adopted	FY 2011 Continuation	FY 2011 Issues	FY 2011 Budget	FY 2012 Budget
Transportation Maintenance	31.00	56.00	56.00	-	56.00	56.00
Right-Of-Way Management	22.00	30.00	30.00	-	30.00	30.00
Alternative Stabilization	10.00	-	-	-	-	-
Mosquito Control	5.00	5.00	5.00	-	5.00	5.00
Stormwater Maintenance	65.00	42.00	42.00	-	42.00	42.00
Total Full-Time Equivalents (FTE)	133.00	133.00	133.00	-	133.00	133.00
OPS Staffing Summary	FY 2009 Actual	FY 2010 Adopted	FY 2011 Continuation	FY 2011 Issues	FY 2011 Budget	FY 2012 Budget
Mosquito Control	1.00	1.00	1.00	-	1.00	1.00
Stormwater Maintenance	1.00	1.00	1.00	-	1.00	1.00
Total OPS Full-Time Equivalents (FTE)	2.00	2.00	2.00	-	2.00	2.00

**Leon County Government
Fiscal Year 2011 Budget**

Public Works

Operations - Transportation Maintenance (106-431-541)

Goals

The goal of the Public Works, Division of Operations Transportation Program is to provide for the safety, comfort, and convenience of the public by creating, maintaining, and managing infrastructure and programs supporting transportation, roadside beautification, and stormwater maintenance. This is accomplished through cost effective, environmentally sensitive, and aesthetically pleasing products and services.

Objectives

1. Responsible for the creation, maintenance, management, and preservation of functional, safe, and effective transportation systems for the citizens of Leon County and its visitors.
2. Provides pothole patching and major asphalt repairs.
3. Provides dirt road grading, stabilization, and ditch maintenance.
4. Provides street sign installation and repair.
5. Provides supervision of contract services for various activities on over 654 miles of County roadways.
6. Provides grading and repairs on private dirt roads to citizens through Leon County's Private Dirt Road Repair Program.
7. Provides paved road repairs on private paved roads to citizens through Leon County's Private Paved Road Repair Program.
8. Provides pavement marking installations.
9. Provides Open Grade Mix resurfacing.
10. Provides Open Grade Mix pothole patching and major repairs.
11. Provides Hydro-cleaning to maintain porosity of Open-Grade Mix roads.
12. Responds to service requests from citizens and internal customers.

Statutory Responsibilities

Florida Statute, Chapter 125.01(1)(m) "Streets and Roads" *Chapter 334.03(7), 336.01 "County Road System"; *Leon County Code of Laws, Chapter 16 "Streets, Roads, and Public Ways"; and *Comprehensive Plan, Section II "Transportation" *Section III "Utilities" *Section IV "Conservation" *Section V "Recreation" *Section IX "Capital Improvements".

Advisory Board

None

Benchmarking

Benchmark Data	2008-2009 Leon County Actual Production MH/Unit	Benchmark (FDOT Production) (Standard)
Shoulder Repair (rework non-paved) ¹	38.61 man hours/acre	23.714 man hrs/acre
Major Plant Mix Patching (Hand) ²	4.21 man hours/ton	7.497 man hours/ton
Pothole Patching ²	8.14 man hours/ton	7.497 man hours/ton
Major Plant Mix Patching (Mechanical) ³	0.66 man hours/ton	1.776 man hours/ton
Signs (ground signs 30 sq. ft. or less)	0.63 man hours/sign	.595 man hours/sign
Open-Grade Mix Major Repair Patching (Mechanical) ^{3,4}	0	1.776 man hours/ton
Open-Grade Mix Pothole Patching ^{2,4}	0	7.497 man hours/ton

Benchmark Sources: Florida Department of Transportation Maintenance Management Systems Manual.

Notes:

1. The differential in MH/Unit is due primarily to FDOT's wider and longer right-of-ways. This results in FDOT completing more acres per day, due to not having to move between smaller projects. Also, Leon County maintains drainage pipes on dirt roads, which tends to take longer to clean than those on paved roads.
2. FDOT has combined its Major Plant Mix Patching (Hand) and Pothole Patching into one activity.
3. FDOT utilizes a 7-man crew to perform Major (Mechanical) Plant Mix Patching and Leon County uses a 5-man crew to perform this activity.
4. There is currently insufficient data to provide "Actual Production MH/Units" for 2008-2009. However, the data is being collected for FY 2009-2010.

Performance Measures

Performance Measures	FY 2008 Actual	FY 2009 Actual	FY 2010 Estimate	FY 2011 Estimate
Perform 1,250 tons/year of major asphalt repairs	1,508	1,245	1,250	1,250
Perform 1,000 tons/year asphalt/pothole patching	1,072	881	1,000	1,000
Install and repair 7,000 sign panels annually	6,187	6,406	7,000	7,000
Install and refurbish 75,000 sq. ft. of pavement markings and symbols with plastic	35,839	29,354	75,000	75,000
Respond to 90% of work orders within three (3) weeks	85%	87%	90%	90%
Grade County maintained dirt roads on a 15 day cycle	15 days	14 days	15 days	15 days
Performs 500 tons of major repairs Open-grade mix annually ¹	N/A	N/A	500	500
Performs 200 tons of Open-grade mix pothole patching annually ¹	N/A	N/A	200	200
Performs resurfacing on 5 miles of Open-Grade Mix roads annually ¹	N/A	N/A	5	5

Notes:

1. Beginning in FY10, Transportation Maintenance assumed the responsibility of maintenance activities associated with the Open-Grade Mix roads, as a result of the Alternative Stabilization program's "sunset" at the end of FY09.

**Leon County Government
Fiscal Year 2011 Budget**

Public Works

Operations - Transportation Maintenance (106-431-541)

Budgetary Costs	FY 2009 Actual	FY 2010 Adopted	FY 2011 Continuation	FY 2011 Issues	FY 2011 Budget	FY 2012 Budget
Personnel Services	1,678,925	2,881,205	2,908,311	-	2,908,311	3,058,711
Operating	752,616	836,967	837,097	-	837,097	832,297
Transportation	208,942	506,080	490,257	-	490,257	492,546
Total Budgetary Costs	2,640,483	4,224,252	4,235,665	-	4,235,665	4,383,554
Funding Sources	FY 2009 Actual	FY 2010 Adopted	FY 2011 Continuation	FY 2011 Issues	FY 2011 Budget	FY 2012 Budget
106 Transportation Trust	2,640,483	4,224,252	4,235,665	-	4,235,665	4,383,554
Total Revenues	2,640,483	4,224,252	4,235,665	-	4,235,665	4,383,554
Staffing Summary	FY 2009 Actual	FY 2010 Adopted	FY 2011 Continuation	FY 2011 Issues	FY 2011 Budget	FY 2012 Budget
Administrative Associate IV	1.00	1.00	1.00	-	1.00	1.00
Asst Dir Oper/ Drng Fac Sup	-	1.00	1.00	-	1.00	1.00
Crew Chief I	3.00	4.00	4.00	-	4.00	4.00
Crew Chief II	-	3.00	3.00	-	3.00	3.00
Director of Operations	1.00	1.00	1.00	-	1.00	1.00
Equipment Operator	1.00	9.00	9.00	-	9.00	9.00
Heavy Equipment Operator	5.00	9.00	9.00	-	9.00	9.00
In-Mate Supervisor	-	1.00	1.00	-	1.00	1.00
Maint. & Const. Supervisor	1.00	2.00	2.00	-	2.00	2.00
Maintenance Repair Technician	5.00	7.00	7.00	-	7.00	7.00
Maintenance Technician	4.00	8.00	8.00	-	8.00	8.00
Roadway Superintendent	1.00	-	-	-	-	-
Service Worker	1.00	-	-	-	-	-
Sr. Administrative Associate	1.00	1.00	1.00	-	1.00	1.00
Traffic Services Supervisor	1.00	1.00	1.00	-	1.00	1.00
Traffic Sign Technician	4.00	6.00	6.00	-	6.00	6.00
Work Control Coordinator	1.00	1.00	1.00	-	1.00	1.00
Traffic Sign Crew Chief	1.00	1.00	1.00	-	1.00	1.00
Total Full-Time Equivalents (FTE)	31.00	56.00	56.00	-	56.00	56.00

Notes:

The major variances for the FY 2011 Transportation Maintenance budget are as follows:

Increases to Program Funding:

1. Increase reflects Florida Retirement System, Health Insurance and the remainder of the Cost of Living adjustment approved by the Board effective April 1, 2010.

Decreases to Program Funding:

1. Final adjustments for transportation costs (insurance, repair and fuel) associated with the FY09 Public Works Department reorganization offset by an increase in fuel costs in the amount of \$15,563.
2. Costs associated with workers' compensation.

Public Works

Operations - Right-Of-Way Management (106-432-541)

Goals

The goal of the Public Works, Division of Operations Right-of-Way Management Program is to provide for the safety, comfort, and convenience of the public by managing programs that support transportation, roadside beautification and stormwater maintenance.

Objectives

1. Provide roadside maintenance on over 654 miles of County roadways.
2. Meet the objectives and goals set forth in the Canopy Road Management Plan.
3. Review tree removal requests and prune or remove high risk trees and noxious plants.
4. Management of the Roadside Beautification Program including the Adopt-A-Tree, Adopt-A-Road, and Tree Bank programs.
5. Litter control and roadside mowing to enhance the functionality, safety, and effectiveness of the roadside environment for vehicular and pedestrian traffic.
6. Perform Clear Zone maintenance to provide a safe recovery area along roadways.
7. Respond to service requests from citizens and internal customers.
8. Perform finish cut mowing, edging, mulching, irrigation maintenance, herbiciding, fertilizing, and shrub/tree pruning in landscaped areas of County rights-of-way.
9. Maintain vegetation in all County maintained stormwater facilities.

Statutory Responsibilities

Florida Statute, Chapter 125.01(1)(m) "General Authority Over Streets, Roads, etc"; *Chapter 334.03(7), 336.01 et seq. "County Road System" *Comprehensive Plan, Policy 3.3.2 "Implementation of Urban Forest Management Goals" & "Canopy Roads Management Plan-Development and Implementation"

Advisory Board

Canopy Roads Citizen Committee; Tree and Wildlife Committee

Benchmarking

Benchmark Data	2008-2009 Leon County Actual Production MH/Unit	Benchmark (FDOT Production) (Standard)
Clear Zone Maintenance ¹	134.54 man hours/acre	64 man hours/acre
Right-of-Way Mowing	0.66 man hours/acre	0.65 man hours/acre
Landscaped Area Maintenance ²	7.63 man hours/acre	46 man hours/acre

Benchmark Source: Florida Department of Transportation Maintenance Management Systems Manual.

Notes:

1. Clear Zone Maintenance on Leon County roads requires more time to perform due to restrictive right-of-ways and crews having to work in close proximity to the roadway and vehicular traffic. Additionally, Leon County performs a higher level of service through the utilization of power equipment and pruning based upon Certified Arborist techniques. The FDOT Standard being used to benchmark this activity has been changed. However, for the reasons given above, the old standard continues to be the most applicable to the service activity provided by Leon County.

2. Leon County utilizes inmate labor to perform Landscaped Area Maintenance. Leon County inmate labor hours are not factored into performance measures. However, when the hours are factored in, the County's man hour per unit ratio closely matches that of FDOT.

Performance Measures

Performance Measures	FY 2008 Actual	FY 2009 Actual	FY 2010 Estimate	FY 2011 Estimate
Increase the number of Adopt-a-Road litter control groups by 2% over the prior year	-8	14%	2	2
Inspect and remove high risk wood on 58 miles of Canopy Roads every three (3) years with an annual average of 19.3 miles	8.25	8.25	19	19
Perform clear zone maintenance on 50 shoulder miles ²	36.8	27.26	50	50
Pick up litter on 500 miles of roads five (5) times per year (Goal: 2,500 mi)	2,978	3,135	2,500	2,500
Maintain 30.77 acres of landscaped area 12 times per year (Goal: 370 acres) ¹	265	220	246	370
Respond to 90% of work orders within three (3) weeks	91%	82%	90%	90%
Mow 500 miles, five (5) times during the mowing season (Goal: 2,500 mi)	2,158	1,810	2,500	2,500

Notes:

1. The landscaped area maintenance has increased due to the acquisition of several sidewalks, medians, and cul-de-sacs since last year.

2. Fiscal year 2008 and 2009 actuals were low due to a portion of the funding for this activity being reallocated to non-canopy road hazard removal due to an increase in public demand.

**Leon County Government
Fiscal Year 2011 Budget**

Public Works

Operations - Right-Of-Way Management (106-432-541)

Budgetary Costs	FY 2009 Actual	FY 2010 Adopted	FY 2011 Continuation	FY 2011 Issues	FY 2011 Budget	FY 2012 Budget
Personnel Services	956,384	1,472,794	1,486,805	-	1,486,805	1,560,591
Operating	136,597	292,592	292,592	-	292,592	292,592
Transportation	185,756	240,518	265,392	2,100	267,492	268,641
Total Budgetary Costs	<u>1,278,737</u>	<u>2,005,904</u>	<u>2,044,789</u>	<u>2,100</u>	<u>2,046,889</u>	<u>2,121,824</u>
Funding Sources	FY 2009 Actual	FY 2010 Adopted	FY 2011 Continuation	FY 2011 Issues	FY 2011 Budget	FY 2012 Budget
106 Transportation Trust	1,278,737	2,005,904	2,044,789	2,100	2,046,889	2,121,824
Total Revenues	<u>1,278,737</u>	<u>2,005,904</u>	<u>2,044,789</u>	<u>2,100</u>	<u>2,046,889</u>	<u>2,121,824</u>
Staffing Summary	FY 2009 Actual	FY 2010 Adopted	FY 2011 Continuation	FY 2011 Issues	FY 2011 Budget	FY 2012 Budget
Administrative Associate IV	1.00	1.00	1.00	-	1.00	1.00
Work Program Crew Chief	2.00	2.00	2.00	-	2.00	2.00
Crew Chief	2.00	2.00	2.00	-	2.00	2.00
Crew Chief I	2.00	2.00	3.00	-	3.00	3.00
Equipment Operator	4.00	5.00	5.00	-	5.00	5.00
Heavy Equipment Operator	-	1.00	1.00	-	1.00	1.00
In-Mate Supervisor	2.00	4.00	3.00	-	3.00	3.00
Maintenance Technician	4.00	7.00	7.00	-	7.00	7.00
R-O-W Maintenance Supervisor	1.00	-	-	-	-	-
R-O-W Mgmt. Superintendent	1.00	1.00	1.00	-	1.00	1.00
Service Worker	3.00	2.00	2.00	-	2.00	2.00
Sr. Maintenance Technician	-	1.00	1.00	-	1.00	1.00
R-O-W Management Supervisor	-	2.00	2.00	-	2.00	2.00
Total Full-Time Equivalents (FTE)	<u>22.00</u>	<u>30.00</u>	<u>30.00</u>	<u>-</u>	<u>30.00</u>	<u>30.00</u>

Notes:

The major variances for the FY 2011 Right-of-Way Management budget are as follows:

Increases to Program Funding:

1. Increase reflects Florida Retirement System, Health Insurance and the remainder of the Cost of Living adjustment approved by the Board effective April 1, 2010.
2. Final adjustments for transportation costs (insurance, repair and fuel) associated with the FY09 Public Works Department reorganization offset by an increase in fuel costs in the amount of \$24,874.
3. Vehicle repair and fuel CIP operating impacts associated with a new all terrain vehicle in the amount of \$2,100.

Decreases to Program Funding:

1. Costs associated with workers' compensation.

**Leon County Government
Fiscal Year 2011 Budget**

Public Works

Operations - Alternative Stabilization (106-438-541)

Budgetary Costs	FY 2009 Actual	FY 2010 Adopted	FY 2011 Continuation	FY 2011 Issues	FY 2011 Budget	FY 2012 Budget
Personnel Services	504,118	-	-	-	-	-
Operating	26,741	-	-	-	-	-
Transportation	233,897	-	-	-	-	-
Total Budgetary Costs	764,756	-	-	-	-	-
<hr/>						
Funding Sources	FY 2009 Actual	FY 2010 Adopted	FY 2011 Continuation	FY 2011 Issues	FY 2011 Budget	FY 2012 Budget
106 Transportation Trust	764,756	-	-	-	-	-
Total Revenues	764,756	-	-	-	-	-
<hr/>						
Staffing Summary	FY 2009 Actual	FY 2010 Adopted	FY 2011 Continuation	FY 2011 Issues	FY 2011 Budget	FY 2012 Budget
Crew Chief II	2.00	-	-	-	-	-
Equipment Operator	4.00	-	-	-	-	-
Heavy Equipment Operator	2.00	-	-	-	-	-
In-Mate Supervisor	2.00	-	-	-	-	-
Total Full-Time Equivalents (FTE)	10.00	-	-	-	-	-

Notes:

The Alternative Stabilization program was "sunset" at the end of FY 2009. The Transportation Maintenance and Right-A-Way Management programs respectively assumed the responsibilities for road and roadside maintenance for those roads constructed under the program.

Public Works

Operations - Mosquito Control

Organizational Code: 122-214-562/122-216-562

Goal

The goal of the Department of Public Works Division of Operations Mosquito Control Program is to train and empower its employees to provide Leon County residents and visitors with effective and environmentally sound mosquito control services. Services and educational programs are provided to protect public health and reduce human discomfort associated with large mosquito populations.

Objectives

1. Conduct fog truck spraying services during the early evening hours to target mosquitoes active at this time.
2. Provide hand-fogging service to control daytime mosquitoes which cannot be controlled using nighttime truck spraying.
3. Provide inspections of citizens' properties, provide educational literature, and make practical recommendations to the residents.
4. Conduct inspections of ponds and pools to determine if they are suitable for mosquitofish. If so, mosquitofish from the rearing pond will be introduced.
5. Provide outreach through our Community Education program by conducting educational presentations to schools, civic organizations, homeowner associations, or other groups interested in learning more about mosquitoes and mosquito control.
6. Inspect wetlands, ponds, ditches, or other areas that may harbor larval mosquitoes and treat small and medium-sized areas immediately with appropriate control materials. For larger areas, an aerial application is scheduled.
7. Conduct aerial larviciding in cooperation with the Leon County Sheriff's Office Aviation Unit. The division provides the application and navigation equipment, control materials, and support staff. The Leon County Sheriff's Office provides the helicopter, pilot, and aviation support services.
8. Map all mosquito control surveillance and requests to identify mosquito activity clusters that may require additional efforts.
9. Monitor for mosquito-borne diseases using sentinel chicken flocks. Collect blood samples and send to the Florida Department of Health for testing.
10. Collect discarded tires from neighborhoods and dispose of through Leon County Solid Waste Management Division.

Statutory Requirements

Florida Statutes, Chapter 388 and Florida Administrative Code, Chapter 5E-13

Advisory Board

None

Benchmarking

The Division of Operations is currently in the process of reviewing benchmarking criteria for all programs. For Mosquito Control, the objective will be to benchmark for all primary services provided during the FY10 budget year.

Performance Measures

Performance Measures*	FY 2008 Actual	FY 2009 Actual	FY 2010 Estimate	FY 2011 Estimate
% of mosquito larva requests responded to in two days	64%	50%	85%	85%
% of adult mosquito spraying requests responded to in two days	59%	54%	85%	85%
% of domestic mosquito requests responded to in two days	74%	62%	85%	85%

*Response times vary and are typically dependent on seasonality and weather conditions

**Leon County Government
Fiscal Year 2011 Budget**

Public Works

Operations - Mosquito Control Grant (122-214-562)

Budgetary Costs	FY 2009 Actual	FY 2010 Adopted	FY 2011 Continuation	FY 2011 Issues	FY 2011 Budget	FY 2012 Budget
Operating	43,864	35,000	39,000	-	39,000	39,000
Capital Outlay	7,960	-	-	-	-	-
Total Budgetary Costs	51,824	35,000	39,000	-	39,000	39,000
Funding Sources	FY 2009 Actual	FY 2010 Adopted	FY 2011 Continuation	FY 2011 Issues	FY 2011 Budget	FY 2012 Budget
122 Mosquito Control	51,824	35,000	39,000	-	39,000	39,000
Total Revenues	51,824	35,000	39,000	-	39,000	39,000

Notes:

Due to an anticipated increase in the state grant allocation, the FY 2011 Mosquito Control Grant budget is recommended at a \$4,000 increase over the prior fiscal year's budget.

**Leon County Government
Fiscal Year 2011 Budget**

Public Works

Operations - Mosquito Control (122-216-562)

Budgetary Costs	FY 2009 Actual	FY 2010 Adopted	FY 2011 Continuation	FY 2011 Issues	FY 2011 Budget	FY 2012 Budget
Personnel Services	272,949	312,324	328,627	-	328,627	344,674
Operating	129,536	157,201	154,636	-	154,636	154,636
Transportation	58,573	58,652	58,393	-	58,393	58,592
Total Budgetary Costs	461,058	528,177	541,656	-	541,656	557,902
<hr/>						
Funding Sources	FY 2009 Actual	FY 2010 Adopted	FY 2011 Continuation	FY 2011 Issues	FY 2011 Budget	FY 2012 Budget
122 Mosquito Control	461,058	528,177	541,656	-	541,656	557,902
Total Revenues	461,058	528,177	541,656	-	541,656	557,902
<hr/>						
Staffing Summary	FY 2009 Actual	FY 2010 Adopted	FY 2011 Continuation	FY 2011 Issues	FY 2011 Budget	FY 2012 Budget
Administrative Associate III	1.00	1.00	1.00	-	1.00	1.00
Mosquito Control Superintendent	1.00	-	-	-	-	-
Mosquito Control Technician	2.00	2.00	2.00	-	2.00	2.00
Sr Mosquito Control Technician	1.00	1.00	1.00	-	1.00	1.00
Mosquito Control Supervisor	-	1.00	1.00	-	1.00	1.00
Total Full-Time Equivalents (FTE)	5.00	5.00	5.00	-	5.00	5.00
<hr/>						
OPS Staffing Summary	FY 2009 Actual	FY 2010 Adopted	FY 2011 Continuation	FY 2011 Issues	FY 2011 Budget	FY 2012 Budget
MC Consolidated OPS	1.00	1.00	1.00	-	1.00	1.00
Total OPS Full-Time Equivalents (FTE)	1.00	1.00	1.00	-	1.00	1.00

Notes:

The major variances for the FY 2011 Mosquito Control budget are as follows:

Increases to Program Funding:

1. Increase reflects Florida Retirement System, Health Insurance and the remainder of the Cost of Living adjustment approved by the Board effective April 1, 2010.
2. Utilities costs in the amount of \$2,400.

Decreases to Program Funding:

1. Aviation insurance costs realigned to the Insurance Service Fund in the amount of \$5,000.
2. Costs associated with workers' compensation.

Public Works

Operations - Stormwater Maintenance (123-433-538)

Goals

The goal of the Public Works, Division of Operations Stormwater Maintenance Program is to provide for the safety, comfort and convenience of the public by creating, maintaining and managing infrastructure and programs supporting transportation, roadside beautification, and stormwater maintenance.

Objectives

1. Maintaining and retrofitting open and enclosed County-owned drainage systems providing for water quality and rate control.
2. Protect citizens against personal injury and private property loss, as well as Leon County from financial loss associated with stormwater runoff.
3. Provides silt removal from open ditches, enclosed stormwater pipe maintenance (mechanically and by hand labor), and major and minor shoulder repairs.
4. To sod, hydromulch, seed and hay shoulders, front slopes, back slopes and ditches.
5. Responds to service requests from citizens and internal customers.
6. Provides bridge and guardrail maintenance.
7. Construction and repair of concrete structures (i.e. concrete ditch block, concrete ditch pavement, inlets, curbs, and head walls.)
8. Conduct routine maintenance such as mowing, tree trimming, and fence repair on stormwater ponds and conveyances.
9. Remove and replace stormwater pond filter systems to ensure proper treatment of stormwater.
10. Repair and stabilize stormwater ponds and conveyances to prevent erosion and future damage to the facility.
11. Conduct inspections of stormwater ponds and conveyance systems to ensure compliance with environmental permits.

Statutory Responsibilities

Comprehensive Plan: Section II - Transportation; Section III - Utilities; Section IX - Capital Improvements; Federal Non-Point Discharge Elimination System (NPDES) regulations set forth in Section 40 CFR 122.26; State Water Policy: Florida Administrative Code Chapter 62; Rule 62-40.432(2)(c), FAC; Leon County Code of Ordinances, Chapter 10, Article VII, City of Tallahassee Land Development Code, Chapter 5, Section 5-57.

Advisory Board

None

Benchmarking

Benchmark Data	2008-2009 Leon County Actual Production MH/Unit	Benchmark (FDOT Production) (Standard)
Cleaning of Drainage Pipes (Mechanical) ¹	0.19 man hours/linear ft.	0.118 man hrs/linear ft.
Cleaning and Reshaping Roadside Ditches ²	0.07 man hours/linear ft.	0.086 man hrs/linear ft.

Benchmark Source: Florida Department of Transportation Maintenance Management Systems Manual.

Notes:

1. The differential in MH/Unit is due primarily to FDOT's wider and longer right-of-ways. This results in FDOT completing more acres per day, due to not having to move between smaller projects. Also, Leon County maintains drainage pipes on dirt roads, which tends to take longer to clean than those on paved roads.
2. Roadside ditches in Leon County are narrower than those on FDOT roadways. The result is more linear feet of County ditches cleaned per day.

Performance Measures

Performance Measures	FY 2008 Actual	FY 2009 Actual	FY 2010 Estimate	FY 2011 Estimate
Respond to 90% of work order requests within six weeks	89%	77%	90%	90%
Clean and reshape 225,000 feet/year of roadside ditches annually	257,477	216,619	225,000	225,000
Repair 130 miles/year of shoulders annually	125.91	140.40	130	130
Sod 11 miles of ditches annually	11.58	10.88	11	11
Clean 19,000 feet of drainage pipes annually	25,701	25,637	19,000	19,000
% of ponds mowed two times annually per County Operating Permit requirements ¹	61%	71%	90%	90%
% of conveyance systems mowed two times annually per County Operating Permit Standard	44%	26%	90%	90%

Notes:

1. Beginning in FY09, the measure for ponds mowed was changed from three times annually to two times annually per Leon County's Stormwater Operating Permit Standards.

**Leon County Government
Fiscal Year 2011 Budget**

Public Works

Operations - Stormwater Maintenance (123-433-538)

Budgetary Costs	FY 2009 Actual	FY 2010 Adopted	FY 2011 Continuation	FY 2011 Issues	FY 2011 Budget	FY 2012 Budget
Personnel Services	2,405,787	2,035,846	2,052,161	-	2,052,161	2,153,515
Operating	342,134	338,895	297,070	-	297,070	297,070
Transportation	508,462	444,698	572,479	-	572,479	574,385
Capital Outlay	9,340	-	-	-	-	-
Total Budgetary Costs	3,265,723	2,819,439	2,921,710	-	2,921,710	3,024,970
Funding Sources	FY 2009 Actual	FY 2010 Adopted	FY 2011 Continuation	FY 2011 Issues	FY 2011 Budget	FY 2012 Budget
123 Stormwater Utility	3,265,723	2,819,439	2,921,710	-	2,921,710	3,024,970
Total Revenues	3,265,723	2,819,439	2,921,710	-	2,921,710	3,024,970
Staffing Summary	FY 2009 Actual	FY 2010 Adopted	FY 2011 Continuation	FY 2011 Issues	FY 2011 Budget	FY 2012 Budget
Administrative Associate III	1.00	1.00	1.00	-	1.00	1.00
Asst Dir Oper/ Drng Fac Sup	1.00	-	-	-	-	-
Crew Chief I	2.00	1.00	1.00	-	1.00	1.00
Crew Chief II	8.00	6.00	6.00	-	6.00	6.00
Equipment Operator	15.00	12.00	12.00	-	12.00	12.00
Heavy Equipment Operator	4.00	1.00	1.00	-	1.00	1.00
In-Mate Supervisor	4.00	3.00	3.00	-	3.00	3.00
Maint. & Const. Supervisor	2.00	2.00	2.00	-	2.00	2.00
Maintenance Repair Technician	2.00	-	-	-	-	-
Maintenance Technician	19.00	12.00	12.00	-	12.00	12.00
Service Worker	-	2.00	2.00	-	2.00	2.00
Sr. Maintenance Technician	4.00	-	-	-	-	-
Stormwater Dredging Supervisor	1.00	-	-	-	-	-
Stormwater Superintendent	1.00	1.00	1.00	-	1.00	1.00
Work Control Coordinator	1.00	1.00	1.00	-	1.00	1.00
Total Full-Time Equivalents (FTE)	65.00	42.00	42.00	-	42.00	42.00
OPS Staffing Summary	FY 2009 Actual	FY 2010 Adopted	FY 2011 Continuation	FY 2011 Issues	FY 2011 Budget	FY 2012 Budget
Stormwater Consolidated OPS	1.00	1.00	1.00	-	1.00	1.00
Total OPS Full-Time Equivalents (FTE)	1.00	1.00	1.00	-	1.00	1.00

Notes:

The major variances for the FY 2011 Stormwater Maintenance budget are as follows:

Increases to Program Funding:

1. Increase reflects Florida Retirement System, Health Insurance and the remainder of the Cost of Living adjustment approved by the Board effective April 1, 2010.
2. Final adjustments for transportation costs (insurance, repairs and fuel) associated with the FY09 Public Works Department reorganization offset by an increase in fuel costs in the amount of \$127,816.

Decreases to Program Funding:

1. General Maintenance and Operating Permits in the amount of \$41,860.

Public Works

Animal Services - Animal Services (140-201-562)

Goals

The goal of the Division of Animal Control is to improve the well-being of citizens and animals through humane education, prevention, and enforcement programs for the citizens and domestic animals of Leon County.

Objectives

1. Rabies control in the county's unincorporated area.
2. Patrol for stray, nuisance, or dangerous animals including the humane trapping thereof.
3. Investigate allegations of neglect or cruelty to animals and resolve complaints.
4. Monitors all reported animal bite or rabies suspect exposure cases in the county.
5. State designated agency for coordination of local Animal Disaster Relief/Recovery Plan.
6. Twenty-four (24) hour emergency rescue and medical care of sick, diseased or injured domestic animals.
7. Conducts Animal Bite Prevention Program for both children and adults.

Statutory Responsibilities

Leon County Code of Laws, Chapter 4 "Public Health, Safety and Animal related protection programs"; *Florida Statute Chapter 828 "Animals" *Florida Administrative Code, Chapter 10D-3 "Communicable Diseases" *Florida Statute, Chapter 767 "Damage by Dogs" *Florida Statute, Chapter 585 "Animal Industry" *Florida Statute, Chapter 588 "Livestock"

Advisory Board

Dangerous Animal Classification Committee (Leon County Code of Laws, Chapter 4)

Benchmarking

Benchmark Data	Leon County	Benchmark
Field deployed staff to population	1:18,952	1:15,000 to 18,000

Benchmark Sources: Florida Animal Control Association (FACA)

Notes:

1. Calculation based on unincorporated area population; however, Leon County Animal Control is also responsible for responding to all bite related calls in the City; 5 year average total bite calls equal 570. (FY-09 = 697 bites)

Performance Measures

Performance Measures	FY 2008 Actual	FY 2009 Actual	FY 2010 Estimate	FY 2011 Estimate
Increase domestic animal rabies vaccination: Measured by bite animal vaccination rates	48%	40%	55%	50%
Maintain customer complaint rate at 5 per 1,000 calls received	1.63	.172	5.0	5.0
# of citations issued	411	397	550	550
# of field service calls (bite and service calls including follow-ups)	8,786	10,470	9,200	9,500

**Leon County Government
Fiscal Year 2011 Budget**

Public Works

Animal Services - Animal Services (140-201-562)

Budgetary Costs	FY 2009 Actual	FY 2010 Adopted	FY 2011 Continuation	FY 2011 Issues	FY 2011 Budget	FY 2012 Budget
Personnel Services	383,414	407,247	408,680	-	408,680	428,085
Operating	541,968	561,857	569,847	-	569,847	582,782
Transportation	45,972	45,866	62,585	-	62,585	62,730
Grants-in-Aid	71,250	71,250	71,250	-	71,250	71,250
Total Budgetary Costs	<u>1,042,604</u>	<u>1,086,220</u>	<u>1,112,362</u>	<u>-</u>	<u>1,112,362</u>	<u>1,144,847</u>
Funding Sources	FY 2009 Actual	FY 2010 Adopted	FY 2011 Continuation	FY 2011 Issues	FY 2011 Budget	FY 2012 Budget
140 Municipal Service	1,042,604	1,086,220	1,112,362	-	1,112,362	1,144,847
Total Revenues	<u>1,042,604</u>	<u>1,086,220</u>	<u>1,112,362</u>	<u>-</u>	<u>1,112,362</u>	<u>1,144,847</u>
Staffing Summary	FY 2009 Actual	FY 2010 Adopted	FY 2011 Continuation	FY 2011 Issues	FY 2011 Budget	FY 2012 Budget
Administrative Associate V	1.00	1.00	1.00	-	1.00	1.00
Animal Control Officer	4.00	4.00	4.00	-	4.00	4.00
Director of Animal Control	1.00	1.00	1.00	-	1.00	1.00
Sr. Animal Control Officer	1.00	1.00	1.00	-	1.00	1.00
Total Full-Time Equivalents (FTE)	<u>7.00</u>	<u>7.00</u>	<u>7.00</u>	<u>-</u>	<u>7.00</u>	<u>7.00</u>

Notes:

The major variances for the FY 2011 Animal Services budget are as follows:

Increases to Program Funding:

1. Increase reflects Florida Retirement System, Health Insurance and the remainder of the Cost of Living adjustment approved by the Board effective April 1, 2010.
2. Costs associated with workers' compensation.
3. Vehicle repair in the amount of \$1,124.
4. Vehicle coverage and fuel costs in the amount of \$15,595.

Decreases to Program Funding:

1. Personnel costs associated with the reduction in salary for an Animal Control Officer in the amount of \$7,706.
2. Costs associated with FY10 mandatory training in the amount of \$4,566.

**Leon County Government
Fiscal Year 2011 Budget**

**Public Works
Engineering Services Summary**

Budgetary Costs	FY 2009 Actual	FY 2010 Adopted	FY 2011 Continuation	FY 2011 Issues	FY 2011 Budget	FY 2012 Budget
Personnel Services	2,490,248	2,620,916	2,690,518	-	2,690,518	2,833,594
Operating	639,786	523,023	549,023	11,940	560,963	560,963
Transportation	37,741	40,567	53,656	-	53,656	53,807
Capital Outlay	-	60,000	-	-	-	-
Total Budgetary Costs	<u>3,167,775</u>	<u>3,244,506</u>	<u>3,293,197</u>	<u>11,940</u>	<u>3,305,137</u>	<u>3,448,364</u>
Appropriations	FY 2009 Actual	FY 2010 Adopted	FY 2011 Continuation	FY 2011 Issues	FY 2011 Budget	FY 2012 Budget
Engineering Services (106-414-541)	2,742,648	3,196,506	3,245,197	-	3,245,197	3,388,424
Water Quality & TMDL Monitoring (123-726-537)	425,127	48,000	48,000	11,940	59,940	59,940
Total Budget	<u>3,167,775</u>	<u>3,244,506</u>	<u>3,293,197</u>	<u>11,940</u>	<u>3,305,137</u>	<u>3,448,364</u>
Funding Sources	FY 2009 Actual	FY 2010 Adopted	FY 2011 Continuation	FY 2011 Issues	FY 2011 Budget	FY 2012 Budget
106 Transportation Trust	2,742,648	3,196,506	3,245,197	-	3,245,197	3,388,424
123 Stormwater Utility	425,127	48,000	48,000	11,940	59,940	59,940
Total Revenues	<u>3,167,775</u>	<u>3,244,506</u>	<u>3,293,197</u>	<u>11,940</u>	<u>3,305,137</u>	<u>3,448,364</u>
Staffing Summary	FY 2009 Actual	FY 2010 Adopted	FY 2011 Continuation	FY 2011 Issues	FY 2011 Budget	FY 2012 Budget
Engineering Services	36.00	36.00	36.00	-	36.00	36.00
Total Full-Time Equivalent (FTE)	<u>36.00</u>	<u>36.00</u>	<u>36.00</u>	<u>-</u>	<u>36.00</u>	<u>36.00</u>

Public Works

Engineering Services - Engineering Services (106-414-541)

Goals

The goal of the Department of Public Works Engineering Services is to provide the public with professional services for the construction and maintenance of cost-effective infrastructure to enhance our community's quality of life.

Objectives

1. In-house design using County staff and resources to design projects for construction, either for Capital Improvement Projects or for smaller identified projects; engineering support for Operations Division activities such as maintenance of existing facilities and repairs or construction of infrastructure. Also, evaluates, performs design reviews, inspections, and performs quality control of new subdivision construction and other projects creating infrastructure for County ownership and maintenance. Also, processes subdivision plats for recording in the public records, reviewing with developers and their consultants, as well as preparing agendum to present plat and associated agreements to the Board of County Commissioners.
2. Representation of the County at meetings of County interests, such as utility coordination, construction coordination, sidewalk and pedestrian infrastructure coordination. Also, responsible for Interagency Coordination including: representing Leon County's Stormwater interests with BluePrint 2000 Program administration and capital project implementation, participating in the annual review of tax deeds, representing Leon County Public Works with citizen committees (Science Advisory & Water Resources Committees), coordinating with state, federal, and local agencies regarding water resource priorities and public health concerns, and providing technical support for permitting and litigation actions.
3. Responds to requests from other departments/divisions for delineation of county property and easements, which also includes: preparing and/or reviewing legal descriptions, sketches, and maps for the acquisition or disposition of property; easements, or other real estate interest. In addition, the preparation and/or review of legal descriptions, sketches and maps for the County Attorney's Office and other depts.; responding to the Board for information regarding land ownership issues; and, assists with the new County-owned Property Inventory list.
4. Responsible for the administration of the Stormwater Utility Program, the Water Quality Monitoring/Total Maximum Daily Load (TMDL) Program and implementation of the National Pollutant Discharge Elimination Systems (NPDES) standards for public drainage systems.
5. Responsible for Infrastructure Operations including: review of drainage complaints with field staff; responding to citizens, administration, and commission staff; developing operational corrections or scope of required capital project to address complaints, and identification of problem areas. Also, regulates the installation of utilities in County rights of way and oversees roadway resurfacing and shoulder repair.
6. Provides support to the Development Review Division of Growth and Environmental Management including: review of drainage and treatment designs for public subdivisions, recommends plan modifications to comply with maintenance requirements, identification of drainage problem areas potentially affected by design, coordination with Stormwater Maintenance staff when standards cannot be achieved, and representing Leon County Public Works in review of regional development plans.
7. Responsible for Capital Project Development which includes: identifying planning needs to define project scope to correct flooding or water quality concerns, preparation of grant applications to support capital projects, and providing technical assistance to design staff regarding wetland and water resource protection or restoration.

Statutory Responsibilities

Florida Statutes, Chapter 316 "State Uniform Traffic Control" *Chapter 336 "County Road System" *Chapter 337 "Contracting, Acquisition and Disposal of Property" *Chapter 472 "Land Surveying" *Chapter 177 "Land Boundaries"; Leon County Code of Laws, Chapter 10 "Land Development Code" *Chapter 13 "Parks and Recreation" *Chapter 16 "Streets, Roads, and Public Ways" *Chapter 18 "Utilities" *Chapter 341 "Public Transit" *Chapter 373 "Water Resources" *Chapter 471 "Engineering"; *Leon County Code of Laws, *Chapter 14 "Drainage" *Federal Statutes 1972 "Federal Water Pollution Control Act (NPDES: 40 CFR, parts 9, 122, 123,124)", Florida Constitution Article 12(9)(c)(5), Florida Statute 206.47(7), Florida Statute 206.875, Florida Statute 206.60, Florida Statute 336.021, Florida Statute 336.025, Policy 2.2.6 of the Conservation Element of the Comprehensive Plan, Federal Statute 33 U.S.C. Section 1342(p) and Florida Statute Section 403.0885.

Performance Measures

Performance Measures	FY 2008 Actual	FY 2009 Actual	FY 2010 Estimate	FY 2011 Estimate
----------------------	-------------------	-------------------	---------------------	---------------------

Advisory Board

Blueprint 2000 Technical Coordinating Committee, Parks & Recreation Advisory Team, Community Traffic Safety Team, Bicycle/Pedestrian Advisory Committee, Capital Region Transportation Planning Agency Technical Coordinating Committee, Water Resources Committee, Science Advisory Committee, Canopy Roads Advisory Committee.

Manage staff so that not less than 60% of staff time is spent on Capital Improvement Project activities *	24%	51%	50%	60%
Review, permit, and inspect for completion of all projects assigned to ensure compliance with County standards	100%	100%	100%	100%
Maintain subdivision plat review time to an average of 6 days or less	5	6	6	6

*Staff time continues to be diverted to non-CIP activities, largely due to development activity.

**Leon County Government
Fiscal Year 2011 Budget**

Public Works

Engineering Services - Engineering Services (106-414-541)

Budgetary Costs	FY 2009 Actual	FY 2010 Adopted	FY 2011 Continuation	FY 2011 Issues	FY 2011 Budget	FY 2012 Budget
Personnel Services	2,490,248	2,620,916	2,690,518	-	2,690,518	2,833,594
Operating	214,659	475,023	501,023	-	501,023	501,023
Transportation	37,741	40,567	53,656	-	53,656	53,807
Capital Outlay	-	60,000	-	-	-	-
Total Budgetary Costs	<u>2,742,648</u>	<u>3,196,506</u>	<u>3,245,197</u>	<u>-</u>	<u>3,245,197</u>	<u>3,388,424</u>
Funding Sources	FY 2009 Actual	FY 2010 Adopted	FY 2011 Continuation	FY 2011 Issues	FY 2011 Budget	FY 2012 Budget
106 Transportation Trust	2,742,648	3,196,506	3,245,197	-	3,245,197	3,388,424
Total Revenues	<u>2,742,648</u>	<u>3,196,506</u>	<u>3,245,197</u>	<u>-</u>	<u>3,245,197</u>	<u>3,388,424</u>
Staffing Summary	FY 2009 Actual	FY 2010 Adopted	FY 2011 Continuation	FY 2011 Issues	FY 2011 Budget	FY 2012 Budget
Administrative Associate V	2.00	2.00	2.00	-	2.00	2.00
Administrative Associate VI	1.00	1.00	1.00	-	1.00	1.00
CAD Technician	5.00	4.00	4.00	-	4.00	4.00
Chief of Construction Mgmt.	1.00	1.00	1.00	-	1.00	1.00
Chief of Engineering Design	1.00	1.00	1.00	-	1.00	1.00
Chief of R-O-W- & Survey	1.00	1.00	1.00	-	1.00	1.00
Construction Inspector	3.00	3.00	3.00	-	3.00	3.00
Dir of Engineering Services	1.00	1.00	1.00	-	1.00	1.00
Engineer Intern	2.00	2.00	-	-	-	-
Environmental Rev. Specialist	1.00	-	-	-	-	-
Right-of-Way Agent	2.00	2.00	2.00	-	2.00	2.00
Sr Design Engineer	3.00	3.00	3.00	-	3.00	3.00
Sr. Construction Inspector	2.00	2.00	2.00	-	2.00	2.00
Survey Party Chief	1.00	1.00	1.00	-	1.00	1.00
Survey Technician I	2.00	2.00	2.00	-	2.00	2.00
Survey Technician II	1.00	1.00	1.00	-	1.00	1.00
Water Resource Scientist	1.00	1.00	1.00	-	1.00	1.00
Chief of Eng. Coordination	1.00	1.00	1.00	-	1.00	1.00
Stormwater Management Coordinator	1.00	1.00	1.00	-	1.00	1.00
Design Analyst	2.00	2.00	2.00	-	2.00	2.00
Construction Inspector Aide	2.00	2.00	2.00	-	2.00	2.00
Water Resource Limnologist	-	1.00	1.00	-	1.00	1.00
Water Resource Specialist	-	1.00	1.00	-	1.00	1.00
Sr. Engineering Design Specialist	-	-	2.00	-	2.00	2.00
Total Full-Time Equivalents (FTE)	<u>36.00</u>	<u>36.00</u>	<u>36.00</u>	<u>-</u>	<u>36.00</u>	<u>36.00</u>

Notes:

The major variances for the FY 2011 Engineering Services budget are as follows:

Increases to Program Funding:

1. Increase reflects Florida Retirement System, Health Insurance and the remainder of the Cost of Living adjustment approved by the Board effective April 1, 2010.
2. Costs associated with transportation costs (insurance, repairs and fuel) in the amount of \$13,089.

Decreases to Program Funding:

1. Costs associated with workers' compensation.

**Leon County Government
Fiscal Year 2011 Budget**

Public Works

Engineering Services - Water Quality & TMDL Monitoring (123-726-537)

Budgetary Costs	FY 2009 Actual	FY 2010 Adopted	FY 2011 Continuation	FY 2011 Issues	FY 2011 Budget	FY 2012 Budget
Operating	425,127	48,000	48,000	11,940	59,940	59,940
Total Budgetary Costs	425,127	48,000	48,000	11,940	59,940	59,940
Funding Sources	FY 2009 Actual	FY 2010 Adopted	FY 2011 Continuation	FY 2011 Issues	FY 2011 Budget	FY 2012 Budget
123 Stormwater Utility	425,127	48,000	48,000	11,940	59,940	59,940
Total Revenues	425,127	48,000	48,000	11,940	59,940	59,940

Notes:

The major variances for the FY 2011 Water Quality & TMDL Monitoring budget are as follows:

Increases to Program Funding:

1. Contracts or other obligations for continuity of services for the Water Atlas through the GIS program in the amount of \$11,940. Half of this amount is funded by the City of Tallahassee.

**Leon County Government
Fiscal Year 2011 Budget**

Public Works

Fleet Management (505-425-591)

Goals

The goal of the Department of Public Works Fleet Maintenance is to provide the best quality maintenance and repair at the most economical cost to taxpayers of Leon County.

Objectives

1. Repair and maintain more than 616 vehicles/equipment for the Board of County Commissioners and all Constitutional Offices excluding the Sheriff's Office.
2. Perform preventative maintenance services on light, heavy, and miscellaneous equipment annually.
3. Procure parts and supplies needed for repairs.
4. Provide road and field service repairs on stationary equipment and disabled vehicles.
5. Repair and maintain computerized Mosquito Control fogging units.
6. Coordinate tire repairs for field service vehicles and normal replacement due to wear and/or damage.
7. Procure, store and distribute more than 460,000 gallons of fuel and more than 3,900 gallons of motor oil annually for Board, Constitutional Offices, and Florida Department of Law Enforcement vehicles.
9. Provide total in-house management of fuel reporting system.
10. Coordinate collision repairs as well as vandalism, theft and wrecker service.
11. Develop, implement, and maintain six annual vehicle/equipment Capital Improvement Programs.
12. Implement and maintain total cost concept buying on heavy equipment.
13. Coordinate, maintain, and repair Emergency Medical Services fleet including 18 ambulances.

Statutory Responsibilities

None

Advisory Board

None

Benchmarking

Benchmark Data	Leon County	Benchmark
Hourly Shop Rate	\$74.00	\$85.15
Mechanic productivity (based on 2,080 hrs annually)	79% YTD	66% to 72%

Benchmark Sources: Based on March 2007 survey of local dealerships: All American Ford \$94.00; Capital Lincoln Mercury \$87.00; Champion Chevrolet \$87.00; Ring Power \$81.50; and Flint Equipment \$76.25. Productivity rate based on data from Flint Equipment and Ring Power.

Performance Measures

Performance Measures	FY 2008 Actual	FY 2009 Actual	FY 2010 Estimate	FY 2011 Estimate
# of chargeable hours *	6,680	6,241	8,700	8,700
# of preventative maintenance services performed	1,024	1,061	1,044	1,075

* Series of long term vacancies caused significant reduction in hours in FY09.

**Leon County Government
Fiscal Year 2011 Budget**

Public Works

Fleet Management (505-425-591)

Budgetary Costs	FY 2009 Actual	FY 2010 Adopted	FY 2011 Continuation	FY 2011 Issues	FY 2011 Budget	FY 2012 Budget
Personnel Services	584,904	603,058	629,326	-	629,326	659,998
Operating	568,388	2,302,434	2,431,656	-	2,431,656	2,431,656
Transportation	15,484	25,451	22,104	-	22,104	22,104
Total Budgetary Costs	<u>1,168,776</u>	<u>2,930,943</u>	<u>3,083,086</u>	-	<u>3,083,086</u>	<u>3,113,758</u>
Funding Sources	FY 2009 Actual	FY 2010 Adopted	FY 2011 Continuation	FY 2011 Issues	FY 2011 Budget	FY 2012 Budget
505 Motor Pool	1,168,776	2,930,943	3,083,086	-	3,083,086	3,113,758
Total Revenues	<u>1,168,776</u>	<u>2,930,943</u>	<u>3,083,086</u>	-	<u>3,083,086</u>	<u>3,113,758</u>
Staffing Summary	FY 2009 Actual	FY 2010 Adopted	FY 2011 Continuation	FY 2011 Issues	FY 2011 Budget	FY 2012 Budget
Administrative Associate V	1.00	1.00	1.00	-	1.00	1.00
Dir of Fleet Management	1.00	1.00	1.00	-	1.00	1.00
Equipment Mechanic II	2.00	2.00	2.00	-	2.00	2.00
Equipment Mechanic III	3.00	3.00	3.00	-	3.00	3.00
Fleet Analyst	1.00	1.00	1.00	-	1.00	1.00
Shop Supervisor	1.00	1.00	1.00	-	1.00	1.00
Welding Technician	1.00	1.00	1.00	-	1.00	1.00
Total Full-Time Equivalents (FTE)	<u>10.00</u>	<u>10.00</u>	<u>10.00</u>	-	<u>10.00</u>	<u>10.00</u>

Notes:

The major variances for the FY 2011 Fleet Management budget are as follows:

Increases to Program Funding:

1. Increase reflects Florida Retirement System, Health Insurance and the remainder of the Cost of Living adjustment approved by the Board effective April 1, 2010.
2. Fuel supplies which are offset by departmental, constitutional and other agency billings in the amount of \$129,302.
3. Costs associated with workers' compensation.

Decreases to Program Funding:

1. Vehicle Repair costs in the amount of \$3,305.
2. Rental and lease obligations in the amount of \$720.

Public Works

Parks and Recreation Services (140-436-572)

Goals

The goal of the Division of Public Works Parks & Recreation Services is to provide for the safety, comfort, and convenience of the public by creating, maintaining, and managing infrastructure and programs supporting recreation, parks and open space. This is accomplished through cost effective, environmentally sensitive and aesthetically pleasing products and efficient services.

Objectives

1. Responsible for the development, preservation and management of functional, safe and aesthetically pleasing parks and recreation facilities.
2. Responsible for the maintenance of all county park facilities, including ball fields, boat landings, nature trails, greenways and open spaces.
3. Provides access to passive recreation activities through fishing, camping, picnicking, and nature trails.
4. Develops and maintains active recreation facilities including ball fields, tennis and basketball courts.
5. Facilitates the organization, promotion, and implementation of recreation programs and activities through community-based recreation providers.
6. Pursues outside funding for facilities and services through grants, partnerships, and other programs to complement existing budgets.

Statutory Responsibilities

Leon County Code of Laws, Chapter 13 "Parks and Recreation" *Leon County Code of Laws 92 - 12 *Leon County Comprehensive Plan, Section V "Parks and Recreation"

Advisory Board

Miccosukee Recreation Council; Ft. Braden Community Center Board; Miccosukee Community Center Board; and Bradfordville Schoolhouse Board

Benchmarking

Benchmark Data	Leon County	Benchmark
Field staff to acres maintained	1:151	1:32

Benchmark Sources: Based on survey of comparable Counties; range is from 1:8 to 1:100

Performance Measures

Performance Measures	FY 2008 Actual	FY 2009 Actual	FY 2010 Estimate	FY 2011 Estimate
# of acres of invasive exotic plants removed from greenways and open spaces ¹	500	625	500	650
# of greenway acres maintained ²	2,542	2,625	2,660	2,811
# of youths participating in sport activities ³	2,620	2,880	2,950	3,000

Notes:

1. Number of acres of invasive exotic plants removed from greenways and open spaces will increase due to the additional acreage at the St. Marks Headwaters and Fred George greenways.
2. The number of acres of Greenways maintained increased with the addition of the Fred George Greenway.
3. The number of youths participating in sport activities will increase due to all sports having an increase in participation.

**Leon County Government
Fiscal Year 2011 Budget**

Public Works

Parks and Recreation Services (140-436-572)

Budgetary Costs	FY 2009 Actual	FY 2010 Adopted	FY 2011 Continuation	FY 2011 Issues	FY 2011 Budget	FY 2012 Budget
Personnel Services	1,212,313	1,278,908	1,305,793	-	1,305,793	1,368,949
Operating	787,843	738,923	716,848	4,148	720,996	800,162
Transportation	153,469	181,024	194,855	-	194,855	210,688
Capital Outlay	39,640	42,550	42,550	-	42,550	42,550
Total Budgetary Costs	<u>2,193,265</u>	<u>2,241,405</u>	<u>2,260,046</u>	<u>4,148</u>	<u>2,264,194</u>	<u>2,422,349</u>
Funding Sources	FY 2009 Actual	FY 2010 Adopted	FY 2011 Continuation	FY 2011 Issues	FY 2011 Budget	FY 2012 Budget
140 Municipal Service	2,193,265	2,241,405	2,260,046	4,148	2,264,194	2,422,349
Total Revenues	<u>2,193,265</u>	<u>2,241,405</u>	<u>2,260,046</u>	<u>4,148</u>	<u>2,264,194</u>	<u>2,422,349</u>
Staffing Summary	FY 2009 Actual	FY 2010 Adopted	FY 2011 Continuation	FY 2011 Issues	FY 2011 Budget	FY 2012 Budget
Administrative Associate IV	1.00	1.00	1.00	-	1.00	1.00
Crew Chief II	1.00	1.00	1.00	-	1.00	1.00
In-Mate Supervisor	1.00	1.00	2.00	-	2.00	2.00
Park Attendant	12.00	12.00	12.00	-	12.00	12.00
Park Facilities Technician	2.00	2.00	2.00	-	2.00	2.00
Parks & Recreation Director	1.00	1.00	1.00	-	1.00	1.00
Parks Supervisor	2.00	2.00	2.00	-	2.00	2.00
Refuse Truck Driver	1.00	1.00	-	-	-	-
Supv of Greenways & Open Spaces	1.00	1.00	1.00	-	1.00	1.00
Community Center Coordinator	1.00	1.00	1.00	-	1.00	1.00
Community Center Attendant	2.00	2.00	2.00	-	2.00	2.00
Total Full-Time Equivalents (FTE)	<u>25.00</u>	<u>25.00</u>	<u>25.00</u>	<u>-</u>	<u>25.00</u>	<u>25.00</u>

Notes:

The major variances for the FY 2011 Parks and Recreation budget are as follows:

Increases to Program Funding:

1. Increase reflects Florida Retirement System, Health Insurance and the remainder of the Cost of Living adjustment approved by the Board effective April 1, 2010.
2. Contracts or other obligations for continuity of services in the amount of \$4,148, such as computer air card fees and park fire service fees.
3. Vehicle repair costs in the amount of \$15,430.
4. Fuel and oil costs in the amount of \$7,511.

Decreases to Program Funding:

1. Costs associated with workers' compensation.
2. Vehicle coverage costs in the amount of \$9,110.
3. Utilities costs in the amount of \$22,000.

**Leon County Government
Fiscal Year 2011 Budget**

**Public Works
Solid Waste Summary**

Budgetary Costs	FY 2009 Actual	FY 2010 Adopted	FY 2011 Continuation	FY 2011 Issues	FY 2011 Budget	FY 2012 Budget
Personnel Services	2,085,565	2,104,951	2,202,224	-	2,202,224	2,306,057
Operating	6,599,961	6,947,394	6,836,735	782,973	7,619,708	7,743,941
Transportation	329,762	596,120	522,766	2,025	524,791	526,693
Total Budgetary Costs	9,015,288	9,648,465	9,561,725	784,998	10,346,723	10,576,691
Appropriations	FY 2009 Actual	FY 2010 Adopted	FY 2011 Continuation	FY 2011 Issues	FY 2011 Budget	FY 2012 Budget
Hazardous Waste (401-443-534)	356,958	397,467	399,749	134,594	534,343	543,129
Landfill Closure (401-435-534)	2,019	521,456	533,836	-	533,836	546,583
Recycling Services & Education (401-471-534)	335,061	464,807	338,085	62,025	400,110	348,737
Rural Waste Service Centers (401-437-534)	825,875	913,870	963,068	-	963,068	991,680
Solid Waste Management Facility (401-442-534)	1,778,507	2,070,645	2,110,656	-	2,110,656	2,117,109
Transfer Station Operations (401-441-534)	5,716,868	5,280,220	5,216,331	588,379	5,804,710	6,029,453
Total Budget	9,015,288	9,648,465	9,561,725	784,998	10,346,723	10,576,691
Funding Sources	FY 2009 Actual	FY 2010 Adopted	FY 2011 Continuation	FY 2011 Issues	FY 2011 Budget	FY 2012 Budget
401 Solid Waste	9,015,288	9,648,465	9,561,725	784,998	10,346,723	10,576,691
Total Revenues	9,015,288	9,648,465	9,561,725	784,998	10,346,723	10,576,691
Staffing Summary	FY 2009 Actual	FY 2010 Adopted	FY 2011 Continuation	FY 2011 Issues	FY 2011 Budget	FY 2012 Budget
Rural Waste Service Centers	9.00	9.00	9.00	-	9.00	9.00
Transfer Station Operations	11.86	11.86	11.86	-	11.86	11.86
Solid Waste Management Facility	19.14	12.14	12.14	-	12.14	12.14
Hazardous Waste	3.00	3.00	3.00	-	3.00	3.00
Recycling Services & Education	4.00	4.00	4.00	-	4.00	4.00
Total Full-Time Equivalents (FTE)	47.00	40.00	40.00	-	40.00	40.00
OPS Staffing Summary	FY 2009 Actual	FY 2010 Adopted	FY 2011 Continuation	FY 2011 Issues	FY 2011 Budget	FY 2012 Budget
Rural Waste Service Centers	1.00	1.00	1.00	-	1.00	1.00
Hazardous Waste	1.00	1.00	1.00	-	1.00	1.00
Total OPS Full-Time Equivalents (FTE)	2.00	2.00	2.00	-	2.00	2.00

Public Works

Solid Waste – Solid Waste Management Facility/Landfill Closure

Organizational Code: 401-442-534/401-435-534

Goal

Solid Waste Management Facility

The Solid Waste Management Facility is an essential component of an integrated solid waste management system dedicated to excellent public service and responsible fiscal and environmental stewardship.

Landfill Closure

The goals of Solid Waste Facility Landfill Closure/Post Closure are to comply with the Florida Department of Environmental Protection Operating Permit, to ensure that existing solid waste is properly contained by maintaining the surfaces of the inactive cells to reduce erosion and landfill gas emissions.

Objectives

Solid Waste Management Facility

1. Manage a cost effective, convenient, and environmentally safe Solid Waste Management Facility.
2. Recycle yard waste, electronics, and waste tires.
3. Provide environmental monitoring of air, groundwater, and surface water.
4. Conduct community education campaigns on proper waste management, waste prevention, waste minimization, and recycling.
5. Provide free mulch to residents and businesses.
6. Maintain all-weather, safe access to all areas of the Solid Waste Management Facility.
7. Maintain and provide erosion control of closed and inactive landfills.
8. Provide stormwater treatment
9. Provide litter control within the facility and along portions of Apalachee Parkway.
10. Dispose of asbestos.
11. Working with Engineering Company HDR to earn carbon credits from Landfill gas collection system.
12. Entered into a contract with Consolidated Resource Recovery for all yard debris processing.

Landfill Closure

1. Maintain existing closed cells of the landfill that contain Class I solid waste per Florida Department of Environmental Protection permit requirements.
2. Install necessary lining material to prevent landfill waste from damaging the surrounding environment.

Statutory Requirements

Solid Waste Management Facility

Chapter 403.706(1), Florida Statutes - Requires counties to provide for the operation of solid waste disposal facilities to meet the needs of all incorporated and unincorporated areas of the county

Chapter 62-701, Florida Administrative Code - Regulates permitting and operation of solid waste management facilities, including landfills

Article V, Section 18-136, Leon County Code of Ordinances - Authorizes the County to own, operate and maintain solid waste disposal systems; and to levy a charge or assessment on the users of such systems

Leon County Comprehensive Plan, Solid Waste Element

Landfill Closure

Chapter 62-701.600, Florida Administrative Code - Governs landfill closure and long-term care

Advisory Board

None

Benchmarking

Benchmark Data	Leon County	Benchmark
Tipping Fee	\$39/ton	\$40/ton

Benchmark Sources: Florida Department of Environmental Protection 2006 Data (Benchmark data based on average tipping fee of comparable counties); Leon County fee is the current fee.

Performance Measures

Performance Measures	FY 2008 Actual	FY 2009 Actual	FY 2010 Estimate	FY 2011 Estimate
Maximum on-site time for self-dumping vehicles	20 minutes	20 minutes	20 minutes	20 minutes
Annual customer satisfaction survey score (1=very poor, 5=excellent)	4	4	4	4
% of FDEP quarterly inspections found in compliance (no permit issues or violations)	100	100	100	100
% of employees satisfying FDEP certification requirements	90	90	90	90
# of days monthly provide all-weather roads into disposal area	30	30	30	30
Tons of class III waste processed*	71,728	10,658	NA	NA
Tons of Marpan residuals disposed**	NA	31,362	38,445	25,175
Tons of tire waste processed	333	403	171	400
Tons of electronics waste processed	556	506	461	470
Tons of wood waste processed	9,065	19,775	18,588***	17,250

Notes:

*Effective January 1, 2009 the Board entered into an Agreement with Marpan Recycling for the processing and recycling of all Class III materials under the County's control. FY09 estimates have been adjusted to reflect the change in operations at the Solid Waste Management Facility.

**Residuals from Marpan recycling are disposed at the County's Apalachee Solid Waste Management Facility.

*** All wood waste is now being separated from Class III waste.

**Leon County Government
Fiscal Year 2011 Budget**

Public Works

Solid Waste - Landfill Closure (401-435-534)

Budgetary Costs	FY 2009 Actual	FY 2010 Adopted	FY 2011 Continuation	FY 2011 Issues	FY 2011 Budget	FY 2012 Budget
Personnel Services	-	14,000	14,000	-	14,000	14,000
Operating	2,019	507,456	519,836	-	519,836	532,583
Total Budgetary Costs	2,019	521,456	533,836	-	533,836	546,583
<hr/>						
Funding Sources	FY 2009 Actual	FY 2010 Adopted	FY 2011 Continuation	FY 2011 Issues	FY 2011 Budget	FY 2012 Budget
401 Solid Waste	2,019	521,456	533,836	-	533,836	546,583
Total Revenues	2,019	521,456	533,836	-	533,836	546,583

Notes:

This program is recommended at an overall increased funding level due to landfill closure liabilities.

Public Works

Solid Waste - Rural Waste Service Centers (401-437-534)

Goals

The Rural Waste Service Centers serve as part of an integrated solid waste management system dedicated to excellent customer service and responsible fiscal and environmental stewardship.

Objectives

1. Provide solid waste collection services for residents in unincorporated Leon County.
2. Administer drop-off services for garbage, appliances, tires, yard trash, recyclables and used motor oil.
3. Conduct safe hauling and transportation of collected waste to the Apalachee Solid Waste Management Facility and Gum Road Transfer Station.
4. Provide for the recycling of tires, appliances, yard trash, paper, plastics, steel and aluminum cans, cardboard and glass.

Statutory Responsibilities

Chapter 403.702(2)(c)(i) Florida Statutes - requires counties to plan and provide efficient, environmentally acceptable solid waste management.
 Article V, Section 18-136, Leon County Code of Ordinances (Solid Waste Ordinance) - Authorizes the county to operate and maintain solid waste collection, removing, transferring, sorting, reclaiming and disposal systems.
 Chapter 62-701 Florida Administrative Code - Regulates solid waste management facilities
 Leon County Comprehensive Plan, Solid Waste Element

Advisory Board

None

Performance Measures

Performance Measures	FY 2008 Actual	FY 2009 Actual	FY 2010 Estimate	FY 2011 Estimate
# of random load inspections per site per month	10	10	10	10
Annual customer satisfaction survey score (1=very poor, 5=excellent)	4	N/A	4	4
# of chargeable accidents for roll-off truck drivers	1	1	0	0
# of traffic violations for roll-off truck drivers	1	0	0	0
Average customer turn around time from gate to gate	8 minutes	8 minutes	9 minutes	8 minutes
Average truck turn around time from gate to gate	90 minutes	90 minutes	75 minutes	75 minutes
Tons of rural waste collected	5,366	5,429	4,900	*6,960

* FY 2010 estimate did not include waste destined for Marpan Recycling

**Leon County Government
Fiscal Year 2011 Budget**

Public Works

Solid Waste - Rural Waste Service Centers (401-437-534)

Budgetary Costs	FY 2009 Actual	FY 2010 Adopted	FY 2011 Continuation	FY 2011 Issues	FY 2011 Budget	FY 2012 Budget
Personnel Services	473,563	467,436	469,480	-	469,480	492,051
Operating	285,763	352,170	362,385	-	362,385	368,033
Transportation	66,549	94,264	131,203	-	131,203	131,596
Total Budgetary Costs	<u>825,875</u>	<u>913,870</u>	<u>963,068</u>	<u>-</u>	<u>963,068</u>	<u>991,680</u>
Funding Sources	FY 2009 Actual	FY 2010 Adopted	FY 2011 Continuation	FY 2011 Issues	FY 2011 Budget	FY 2012 Budget
401 Solid Waste	825,875	913,870	963,068	-	963,068	991,680
Total Revenues	<u>825,875</u>	<u>913,870</u>	<u>963,068</u>	<u>-</u>	<u>963,068</u>	<u>991,680</u>
Staffing Summary	FY 2009 Actual	FY 2010 Adopted	FY 2011 Continuation	FY 2011 Issues	FY 2011 Budget	FY 2012 Budget
Rural Waste Site Attendant	6.00	6.00	6.00	-	6.00	6.00
Rural Waste Center Supervisor	1.00	1.00	1.00	-	1.00	1.00
Solid Waste Operator	2.00	2.00	2.00	-	2.00	2.00
Total Full-Time Equivalents (FTE)	<u>9.00</u>	<u>9.00</u>	<u>9.00</u>	<u>-</u>	<u>9.00</u>	<u>9.00</u>
OPS Staffing Summary	FY 2009 Actual	FY 2010 Adopted	FY 2011 Continuation	FY 2011 Issues	FY 2011 Budget	FY 2012 Budget
Rural Waste Consolidated OPS	1.00	1.00	1.00	-	1.00	1.00
Total OPS Full-Time Equivalents (FTE)	<u>1.00</u>	<u>1.00</u>	<u>1.00</u>	<u>-</u>	<u>1.00</u>	<u>1.00</u>

Notes:

The major variances for the FY 2011 Rural Waste Service Centers budget are as follows:

Increases to Program Funding:

1. Increase reflects Florida Retirement System, Health Insurance and the remainder of the Cost of Living adjustment approved by the Board effective April 1, 2010.
2. Contracts or other obligations for continuity of services in the amount of \$9,090 for annual contract increases.

Decreases to Program Funding:

1. Costs associated with workers' compensation.

Public Works

Solid Waste - Transfer Station Operations (401-441-534)

Goals

The Transfer Station is an essential component of an integrated solid waste management system dedicated to excellent public service and responsible fiscal and environmental stewardship.

Objectives

1. Provide a management facility for residential and commercial Class I solid waste for all Leon County.
2. Conduct screening of delivered waste for prohibited materials.
3. Provide transportation and disposal of accepted waste to a regional landfill, by agreement with Waste Management, Inc.
4. Host tours and educational opportunities to civic and school groups to promote recycling and waste minimization.
5. Provide a facility for Continuity of Operations Plan (COOP) in case of disaster.
6. Provide public weighments at the facility scalehouse.
7. Provide litter control on Gum Road and portions of Capital Circle NW.

Statutory Responsibilities

Chapter 403.706(1), Florida Statutes - requires counties to provide for the operation of solid waste disposal facilities to meet the needs of all incorporated and unincorporated areas of the county

Chapter 62-701, Florida Administrative Code - Regulates permitting and operation of solid waste management facilities, including transfer stations

Article V, Section 18-136, Leon County Code of Ordinances - Authorizes the County to own, operate and maintain solid waste transferring systems; and to levy a charge or assessment on the users of such systems

Leon County Comprehensive Plan, Solid Waste Element

Advisory Board

Joint County-City Financial Review Committee

Benchmarking

Benchmark Data	Leon County	Benchmark
Tipping Fee	\$41/ton	\$45.51/ton

Benchmark Sources: Collier County FY 10 tip fee benchmark survey

Performance Measures

Performance Measures	FY 2008 Actual	FY 2009 Actual	FY 2010 Estimate	FY 2011 Estimate
% of operating days with waste left on the floor overnight	0	0	0	0
Average loading time for transport trailers	12 minutes	14 minutes	12 minutes	12 minutes
% of employees satisfying FDEP certification requirements	100	100	100	100
% of FDEP quarterly inspections found in compliance (no permit issues or violations)	100	100	100	100
Average net outbound load weight (tons)	23	22.6	22.5	22.5
Tons of Class I waste processed*	178,437	180,570	166,405	186,345

*In January 2009, Leon County entered into a contract with Wakulla County to use the transfer station in order to dispose of Wakulla County's waste at the Springhill Landfill. This increase waste tonnage has been included in the FY09 and FY10 estimates. It is important to note that due to recycling efforts by Leon County and the City of Tallahassee, the tonnage estimates at the Transfer Station are projected to only moderately increase.

**Leon County Government
Fiscal Year 2011 Budget**

Public Works

Solid Waste - Transfer Station Operations (401-441-534)

Budgetary Costs	FY 2009 Actual	FY 2010 Adopted	FY 2011 Continuation	FY 2011 Issues	FY 2011 Budget	FY 2012 Budget
Personnel Services	604,363	615,328	640,835	-	640,835	670,417
Operating	5,014,568	4,454,043	4,453,988	588,379	5,042,367	5,237,148
Transportation	97,937	210,849	121,508	-	121,508	121,888
Total Budgetary Costs	<u>5,716,868</u>	<u>5,280,220</u>	<u>5,216,331</u>	<u>588,379</u>	<u>5,804,710</u>	<u>6,029,453</u>
Funding Sources	FY 2009 Actual	FY 2010 Adopted	FY 2011 Continuation	FY 2011 Issues	FY 2011 Budget	FY 2012 Budget
401 Solid Waste	5,716,868	5,280,220	5,216,331	588,379	5,804,710	6,029,453
Total Revenues	<u>5,716,868</u>	<u>5,280,220</u>	<u>5,216,331</u>	<u>588,379</u>	<u>5,804,710</u>	<u>6,029,453</u>
Staffing Summary	FY 2009 Actual	FY 2010 Adopted	FY 2011 Continuation	FY 2011 Issues	FY 2011 Budget	FY 2012 Budget
Dir of Solid Waste	0.33	0.33	0.33	-	0.33	0.33
In-Mate Supervisor	0.20	0.20	0.20	-	0.20	0.20
Service Worker	1.00	1.00	1.00	-	1.00	1.00
Solid Waste Operator	4.00	4.00	4.00	-	4.00	4.00
Solid Waste Superintendent	0.33	0.33	0.33	-	0.33	0.33
Solid Waste Supervisor	1.00	1.00	1.00	-	1.00	1.00
Sr. Solid Waste Operator	1.00	1.00	1.00	-	1.00	1.00
Weighmaster	2.00	2.00	2.00	-	2.00	2.00
Solid Waste Financial Specialist	1.00	1.00	1.00	-	1.00	1.00
Contract Compliance Tech	1.00	1.00	1.00	-	1.00	1.00
Total Full-Time Equivalents (FTE)	<u>11.86</u>	<u>11.86</u>	<u>11.86</u>	<u>-</u>	<u>11.86</u>	<u>11.86</u>

Notes:

The major variances for the FY 2011 Transfer Station Operations budget are as follows:

Increases to Program Funding:

1. Increase reflects Florida Retirement System, Health Insurance and the remainder of the Cost of Living adjustment approved by the Board effective April 1, 2010.
2. Contracts or other obligations for continuity of services in the amount of \$10,992 for increases in waste tire charges and chemical odors.
3. Costs associated with the hauling and disposal as well as fuel and CPI adjustments as specified in the Waste Management Inc. contract in the amount of \$577,387.

Decreases to Program Funding:

1. Costs associated with workers' compensation.
2. Costs associated with Transportation (vehicle repair, insurance, and fuel) in the amount of \$48,836.

**Leon County Government
Fiscal Year 2011 Budget**

Public Works

Solid Waste - Solid Waste Management Facility (401-442-534)

Budgetary Costs	FY 2009 Actual	FY 2010 Adopted	FY 2011 Continuation	FY 2011 Issues	FY 2011 Budget	FY 2012 Budget
Personnel Services	609,119	604,349	667,127	-	667,127	701,525
Operating	1,013,429	1,218,514	1,219,919	-	1,219,919	1,190,976
Transportation	155,959	247,782	223,610	-	223,610	224,608
Total Budgetary Costs	<u>1,778,507</u>	<u>2,070,645</u>	<u>2,110,656</u>	<u>-</u>	<u>2,110,656</u>	<u>2,117,109</u>
Funding Sources	FY 2009 Actual	FY 2010 Adopted	FY 2011 Continuation	FY 2011 Issues	FY 2011 Budget	FY 2012 Budget
401 Solid Waste	1,778,507	2,070,645	2,110,656	-	2,110,656	2,117,109
Total Revenues	<u>1,778,507</u>	<u>2,070,645</u>	<u>2,110,656</u>	<u>-</u>	<u>2,110,656</u>	<u>2,117,109</u>
Staffing Summary	FY 2009 Actual	FY 2010 Adopted	FY 2011 Continuation	FY 2011 Issues	FY 2011 Budget	FY 2012 Budget
Administrative Associate V	1.00	1.00	1.00	-	1.00	1.00
Crew Chief II	1.00	1.00	1.00	-	1.00	1.00
Dir of Solid Waste	0.67	0.67	0.67	-	0.67	0.67
In-Mate Supervisor	0.80	0.80	0.80	-	0.80	0.80
Landfill Spotter	4.00	2.00	2.00	-	2.00	2.00
Maintenance Technician	2.00	2.00	2.00	-	2.00	2.00
Solid Waste Operator	5.00	2.00	2.00	-	2.00	2.00
Solid Waste Superintendent	0.67	0.67	0.67	-	0.67	0.67
Solid Waste Supervisor	1.00	1.00	1.00	-	1.00	1.00
Weighmaster	3.00	1.00	1.00	-	1.00	1.00
Total Full-Time Equivalentents (FTE)	<u>19.14</u>	<u>12.14</u>	<u>12.14</u>	<u>-</u>	<u>12.14</u>	<u>12.14</u>

Notes:

The major variances for the FY 2011 Solid Waste Management Facility budget are as follows:

Increases to Program Funding:

1. Increase reflects Florida Retirement System, Health Insurance and the remainder of the Cost of Living adjustment approved by the Board effective April 1, 2010.
2. Costs associated with repairs, maintenance, rentals, promotional and operating supplies in the amount of \$37,007.

Decreases to Program Funding:

1. Costs associated with workers' compensation.
2. Costs associated with Transportation (vehicle repair, insurance, and fuel) in the amount of \$13,610.

Public Works

Solid Waste - Hazardous Waste (401-443-534)

Goals

The goal of the Hazardous Waste Management Program is to ensure that hazardous waste materials are properly managed and legally disposed in an environmentally sound manner.

Objectives

1. Accept hazardous waste from households and conditionally exempt small quantity generators.
2. Respond to requests for information and for assistance with hazardous waste disposal.
3. Recycle, treat or ship hazardous waste collected at the Hazardous Waste Center.
4. Operate "Swap Shop" to recycle items and materials for use by County residents.
5. Perform local hazardous waste assessments.
6. Operate hazardous waste collection stations at Rural Waste Service Centers.
7. Conduct remote hazardous waste collections at the Public Works Operations Center.
8. Provide hazardous waste disposal for the "Cash for Trash" program of the City of Tallahassee.
9. Consolidate and lab pack hazardous materials by type to reduce disposal cost.
10. Provide hazardous waste safety training for Solid Waste Division staff.
11. Inspect random loads for hazardous materials.
12. Provide hazardous materials management consulting services.

Statutory Responsibilities

Federal:

The Resource Conservation and Recovery Act; Code of Federal Regulations Title 40 Chapter 1 Part 61 Subpart M, National Emission Standard for Asbestos; Code of Federal Regulations Title 40 Chapter 1 Parts 258, 259, 260, 261, 264, 268, 273, 279, Protection of Environment

State:

Florida Statutes Chapter 376, Pollution Discharge Prevention And Removal; Florida Statutes Chapter 403, Environmental Control; Florida Administrative Code (FAC) Chapter 62-701, Solid Waste Management Facilities; FAC Chapter 62-730, The Hazardous Waste Rule; FAC Chapter 62-731, County And Regional Hazardous Waste Management Programs; FAC Chapter 62-710, Used Oil Program; FAC Chapter 62-257, The Asbestos Program; FAC Chapter 62-737, The Management Of Spent Mercury Containing Lamps And Devices Destined For Recycling

Advisory Board

None

Performance Measures

Performance Measures	FY 2008 Actual	FY 2009 Actual	FY 2010 Estimate	FY 2011 Estimate
# of residents household hazardous waste disposal services provided to	9,242	7,279	11,000	8,000
# of conditionally exempt agencies and small businesses household hazardous waste disposal services provided to	176	124	200	175
# of off-site household hazardous waste disposal collection events	13	9	11*	11
# of pounds of potentially hazardous material processed	928,166	732,915	925,000	750,000
# of pounds of potentially hazardous material reused or recycled	341,525	424,531	350,000	425,000

*FY10 Estimate decrease is due to the standardization of the locations for collection events.

**Leon County Government
Fiscal Year 2011 Budget**

Public Works

Solid Waste - Hazardous Waste (401-443-534)

Budgetary Costs	FY 2009 Actual	FY 2010 Adopted	FY 2011 Continuation	FY 2011 Issues	FY 2011 Budget	FY 2012 Budget
Personnel Services	215,362	217,619	217,908	-	217,908	226,654
Operating	133,793	172,774	172,789	134,594	307,383	307,383
Transportation	7,803	7,074	9,052	-	9,052	9,092
Total Budgetary Costs	<u>356,958</u>	<u>397,467</u>	<u>399,749</u>	<u>134,594</u>	<u>534,343</u>	<u>543,129</u>
Funding Sources	FY 2009 Actual	FY 2010 Adopted	FY 2011 Continuation	FY 2011 Issues	FY 2011 Budget	FY 2012 Budget
401 Solid Waste	356,958	397,467	399,749	134,594	534,343	543,129
Total Revenues	<u>356,958</u>	<u>397,467</u>	<u>399,749</u>	<u>134,594</u>	<u>534,343</u>	<u>543,129</u>
Staffing Summary	FY 2009 Actual	FY 2010 Adopted	FY 2011 Continuation	FY 2011 Issues	FY 2011 Budget	FY 2012 Budget
Hazardous Materials Technician	2.00	2.00	2.00	-	2.00	2.00
Hazardous Waste Manager	1.00	1.00	1.00	-	1.00	1.00
Total Full-Time Equivalents (FTE)	<u>3.00</u>	<u>3.00</u>	<u>3.00</u>	<u>-</u>	<u>3.00</u>	<u>3.00</u>
OPS Staffing Summary	FY 2009 Actual	FY 2010 Adopted	FY 2011 Continuation	FY 2011 Issues	FY 2011 Budget	FY 2012 Budget
Haz Waste Consolidated OPS	1.00	1.00	1.00	-	1.00	1.00
Total OPS Full-Time Equivalents (FTE)	<u>1.00</u>	<u>1.00</u>	<u>1.00</u>	<u>-</u>	<u>1.00</u>	<u>1.00</u>

Notes:

The major variances for the FY 2011 Hazardous Waste budget are as follows:

Increases to Program Funding:

1. Increase reflects Florida Retirement System, Health Insurance and the remainder of the Cost of Living adjustment approved by the Board effective April 1, 2010.
2. Contracts or other obligations for continuity of services in the amount of \$115,594 for Electronic Recycling contract due to the increase in disposal costs.
3. Costs associated with temporary labor for electronic recycling in the amount of \$19,000.

Public Works

Solid Waste - Recycling Services & Education (401-471-534)

Goals

The goal of the Recycling Services and Education Division is to provide recycling services and education to residents, businesses and government in order to prevent pollution, preserve natural resources, and protect our local environment and reduce solid waste disposal.

Objectives

1. Promote recycling and waste reduction through public education programs including brochures, television, website, and radio.
2. Participate in special events such as Earth Day, Compost Bin Sales, America Recycles Day, Super Clean Sweep and the Solid Waste Spectacular.
3. Operate and maintain the Rural Waste Service Centers' recycling programs.
4. Organize and oversee the electronics, cardboard, waste tires, Styrofoam™ and yard waste recycling efforts.
5. Organize and provide education services to County facilities, schools, and other organizations.
6. Apply for and manage recycling and waste reduction grants.
7. Partner with City and State agencies and not-for-profit organizations to promote waste reduction and recycling.
8. Market processed recyclables.
9. Provide recycling and public education consulting services.
10. Provide Recycling Information Kiosks at all Rural Waste Service Centers.

Statutory Responsibilities

Florida Statute 403.706 requires that counties must recycling goals as well as produce an annual report of the recycling data to the Florida Department of Environmental Protection. The following lists the recycling percentage goals and the date by which the goal must be met: 40% by December 31, 2012; 50% by December 31, 2014; 60% by December 31, 2016; 70% by December 31, 2018; 75% by December 31, 2020.

Advisory Board

None

Benchmarking

Benchmark Data	Leon County	Comparable Counties	Statewide Goal
% of waste tonnage recycled	28%	30%	30%

Benchmark Sources, Florida Department of Environmental Protection 2006 Data, comparable counties data based on average rate of comparable counties.

Performance Measures

Performance Measures	FY 2008 Actual	FY 2009 Actual	FY 2010 Estimate	FY 2011 Estimate
Rural Waste Service Center Recycling tonnage	650	667	700	700
County Buildings/Offices Recycling tonnage	87	61	60	60
County Schools Recycling tonnage	N/A*	93	62	65
County Curbside Recycling tonnage	4,334	3,971	4,600	4,000
# of participating community-wide Recycling related events	9	5	9	10
# of waste reduction/recycling community education presentations	117	145	145	160
# of citizens participating in Recycling educational presentations	N/A*	7,764	7,000	7,000

*New standards were established in FY09 for these measures.

**Leon County Government
Fiscal Year 2011 Budget**

Public Works

Solid Waste - Recycling Services & Education (401-471-534)

Budgetary Costs	FY 2009 Actual	FY 2010 Adopted	FY 2011 Continuation	FY 2011 Issues	FY 2011 Budget	FY 2012 Budget
Personnel Services	183,158	186,219	192,874	-	192,874	201,410
Operating	150,389	242,437	107,818	60,000	167,818	107,818
Transportation	1,514	36,151	37,393	2,025	39,418	39,509
Total Budgetary Costs	<u>335,061</u>	<u>464,807</u>	<u>338,085</u>	<u>62,025</u>	<u>400,110</u>	<u>348,737</u>
Funding Sources	FY 2009 Actual	FY 2010 Adopted	FY 2011 Continuation	FY 2011 Issues	FY 2011 Budget	FY 2012 Budget
401 Solid Waste	335,061	464,807	338,085	62,025	400,110	348,737
Total Revenues	<u>335,061</u>	<u>464,807</u>	<u>338,085</u>	<u>62,025</u>	<u>400,110</u>	<u>348,737</u>
Staffing Summary	FY 2009 Actual	FY 2010 Adopted	FY 2011 Continuation	FY 2011 Issues	FY 2011 Budget	FY 2012 Budget
Community Education Coord.	1.00	1.00	1.00	-	1.00	1.00
In-Mate Supervisor	-	1.00	-	-	-	-
In-Mate Supervisor	-	-	1.00	-	1.00	1.00
Recycling Coordinator	1.00	1.00	1.00	-	1.00	1.00
Solid Waste Operator	1.00	1.00	1.00	-	1.00	1.00
Recycling Assistant	1.00	-	-	-	-	-
Total Full-Time Equivalents (FTE)	<u>4.00</u>	<u>4.00</u>	<u>4.00</u>	<u>-</u>	<u>4.00</u>	<u>4.00</u>

Notes:

The major variances for the FY 2011 Recycling Services and Education budget are as follows:

Increases to Program Funding:

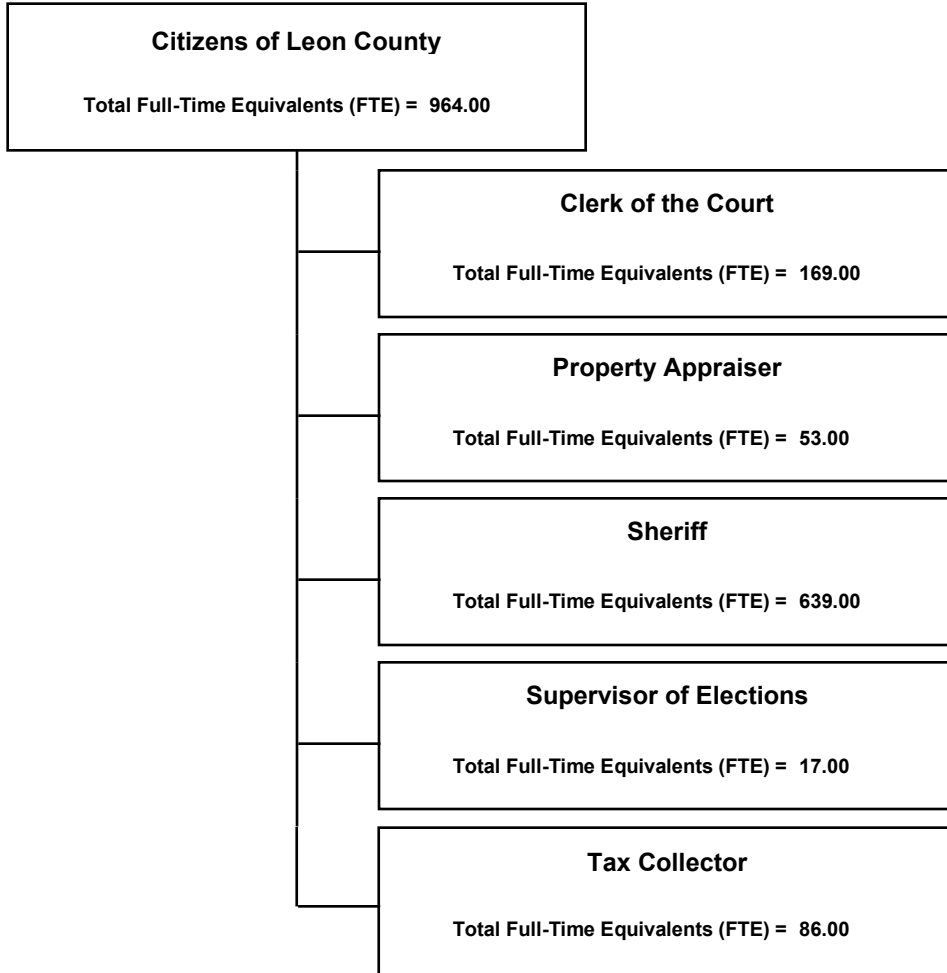
1. Increase reflects Florida Retirement System, Health Insurance and the remainder of the Cost of Living adjustment approved by the Board effective April 1, 2010.
2. To conduct a Waste Characterization Study in the amount of \$60,000. This study will be used to determine what waste streams are currently being recycled and those that could be recycled. The results of this study will be used to target recycling efforts and for reports that are required by the Florida Department of Environmental Protection. The last waste study conducted by the County was eight years ago.
3. Operating costs for the Solid Waste Management Educational Trolley in the amount of \$2,025.



Constitutional

Organizational Chart	11 -2
Executive Summary	11 -3
Constitutional Summary	11 -4
Clerk of the Court	11 -5
Property Appraiser	11 -10
Sheriff	11 -12
Supervisor of Elections	11 -22
Tax Collector	11 -28

Constitutional



Constitutional

Executive Summary

The Constitutional section of the Leon County FY 2010/2011 Annual Budget is comprised of the Clerk of County Courts, the Property Appraiser, the Sheriff's Office, the Supervisor of Elections, and the Tax Collector.

The Leon County Clerk's Office serves as the Clerk of the Circuit Court, the Treasurer and Custodian of County funds, and the Clerk to the Board of County Commissioners. The Property Appraiser assesses all property located within Leon County to ensure property is assessed as required by state statute. The Leon County Sheriff's Office provides law enforcement services, detention and correctional services, coordination of public safety programs and provides Enhanced 9-1-1, and emergency management services. The Supervisor of Elections is responsible for the registration of citizens to vote, processing and maintaining voter records, and conducts all elections for the community. The Tax Collector's Office provides tax collection and distribution services to taxpayers, business and taxing authorities.

HIGHLIGHTS

The Clerk's Office is primarily funded by fees and, due to the continuing weak economy, has seen a significant decline in revenue over the past three years. Consequently, the Clerk has had to reduce staffing by 13.5 FTE during this time. Even with these reductions, the Clerk's Office will continue to provide the staffing for the County Courts (Small Claims, Traffic, and Misdemeanor); provide accounting services for the Board of County Commissioners, records management, Clerk and County Court accounting, cash management and payroll services; keep minutes of the Board's meetings and workshops; and provide treasury, custodian, and accounting functions for the Supervisor of Elections. The Clerk's Office will also continue to effectively use technology to enhance the efficiency and effectiveness of the services it offers to its customers.

The Property Appraiser's Office completed appraisals for all exempt government structures in the county, improved access to records and implemented existing exemptions, such as low income senior exemption, and the granny-flat exemption. The Property Appraiser successfully implemented the criteria specified in the voter approved Constitutional Amendment # 1 and subsequent legislative enactment. This included the additional \$25,000 homestead exemption on property valued greater than \$75,000, and Save-Our-Homes portability, which allows homeowners to move accrued property tax savings to new dwellings within the State of Florida. This year, the Property Appraiser was able to cut one position due to technology upgrades to the office's appraisal software.

The Sheriff's Office continues to provide the highest professional level of effective and efficient law enforcement services to the residents of Leon County. The Sheriff's Office also is responsible for providing Enhanced 9-1-1 services for the reporting of emergencies to response agencies such as Police, Fire, and Emergency Medical Services.

The Supervisor of Elections continues to provide quality voter registration and election services to the citizens of Leon County. After reviewing the Supervisor's FY 2011 budget submission compared to other election offices of similar size, the Board requested the Supervisor of Elections cut \$250,000 from the elections budget. This request was accomplished and is included in the adopted budget.

The Tax Collector continues to provide efficient, accurate, and convenient tax collection to taxpayers, businesses, and taxing authorities in a fair, friendly, courteous and professional manner. The County is also responsible for paying commission on the ad valorem assessment from the Leon School Board. The Tax Collector has committed to returning a minimum of \$500,000 in excess fees at the end of the fiscal year.

**Leon County Government
Fiscal Year 2011 Budget**

Constitutional

Budgetary Costs	FY 2009 Actual	FY 2010 Adopted	FY 2011 Continuation	FY 2011 Issues	FY 2011 Budget	FY 2012 Budget
Personnel Services	48,879,116	49,819,346	51,450,178	-	51,450,178	54,093,974
Operating	15,002,365	16,086,909	15,463,969	-	15,463,969	16,304,364
Transportation	3,541	7,028	5,365	-	5,365	5,376
Capital Outlay	1,591,743	1,175,595	1,280,232	-	1,280,232	1,284,228
Constitutional Payments	11,273,460	11,006,778	10,908,844	-	10,908,844	11,103,643
Budgeted Reserves	-	305,000	235,984	-	235,984	244,139
Sheriff Offset	-	(1,690,484)	(1,653,672)	-	(1,653,672)	(1,653,672)
Total Budgetary Costs	76,750,225	76,710,172	77,690,900	-	77,690,900	81,382,052

Appropriations	FY 2009 Actual	FY 2010 Adopted	FY 2011 Continuation	FY 2011 Issues	FY 2011 Budget	FY 2012 Budget
Clerk of the Circuit Court	1,952,079	2,035,695	1,931,921	-	1,931,921	1,985,669
Property Appraiser	4,222,214	4,453,138	4,445,162	-	4,445,162	4,564,408
Sheriff	62,535,177	61,952,481	63,573,431	-	63,573,431	65,393,627
Supervisor of Elections	2,762,456	3,466,986	2,918,446	-	2,918,446	4,586,380
Tax Collector	5,278,299	4,801,872	4,821,940	-	4,821,940	4,851,968
Total Budget	76,750,225	76,710,172	77,690,900	-	77,690,900	81,382,052

Funding Sources	FY 2009 Actual	FY 2010 Adopted	FY 2011 Continuation	FY 2011 Issues	FY 2011 Budget	FY 2012 Budget
001 General Fund	10,620,110	10,655,751	10,549,949	-	10,549,949	10,760,304
060 Supervisor of Elections	2,964,657	3,466,986	2,918,446	-	2,918,446	4,586,380
110 Fine and Forfeiture	61,944,542	60,952,408	62,655,587	-	62,655,587	64,475,851
123 Stormwater Utility	18,188	16,883	17,389	-	17,389	17,910
125 Grants	121,155	121,155	121,155	-	121,155	121,155
130 9-1-1 Emergency Communications	878,644	1,284,000	1,208,023	-	1,208,023	1,216,178
135 Emergency Medical Services MSTU	164,900	173,150	143,424	-	143,424	144,858
145 Fire Services MSTU	-	-	37,244	-	37,244	18,264
162 County Accepted Roadways and Drainage Systems Pgm	4,898	6,700	5,700	-	5,700	6,300
164 Special Assessment - Killlearn Lakes Units I and II Sewer	4,575	5,000	5,000	-	5,000	5,000
401 Solid Waste	28,556	28,139	28,983	-	28,983	29,852
Total Revenues	76,750,225	76,710,172	77,690,900	-	77,690,900	81,382,052

Staffing Summary	FY 2009 Actual	FY 2010 Adopted	FY 2011 Continuation	FY 2011 Issues	FY 2011 Budget	FY 2012 Budget
Clerk of the Circuit Court	182.50	169.00	169.00	-	169.00	169.00
Property Appraiser	56.00	54.00	54.00	(1.00)	53.00	53.00
Sheriff	640.00	637.00	639.00	-	639.00	639.00
Supervisor of Elections	17.00	17.00	17.00	-	17.00	17.00
Tax Collector	86.00	86.00	86.00	-	86.00	86.00
Total Full-Time Equivalents (FTE)	981.50	963.00	965.00	(1.00)	964.00	964.00

OPS Staffing Summary	FY 2009 Actual	FY 2010 Adopted	FY 2011 Continuation	FY 2011 Issues	FY 2011 Budget	FY 2012 Budget
Supervisor of Elections	-	-	1.00	-	1.00	1.00
Total OPS Full-Time Equivalents (FTE)	-	-	1.00	-	1.00	1.00

**Leon County Government
Fiscal Year 2011 Budget**

**Constitutional
Clerk of the Circuit Court Summary**

Budgetary Costs	FY 2009 Actual	FY 2010 Adopted	FY 2011 Continuation	FY 2011 Issues	FY 2011 Budget	FY 2012 Budget
Operating	409,164	405,082	411,334	-	411,334	419,557
Constitutional Payments	1,542,915	1,630,613	1,520,587	-	1,520,587	1,566,112
Total Budgetary Costs	1,952,079	2,035,695	1,931,921	-	1,931,921	1,985,669
Appropriations	FY 2009 Actual	FY 2010 Adopted	FY 2011 Continuation	FY 2011 Issues	FY 2011 Budget	FY 2012 Budget
Clerk - Article V Expenses (110-537-586)	409,164	-	-	-	-	-
Clerk - Article V Expenses (110-537-614)	-	405,082	411,334	-	411,334	419,557
Clerk - Finance Administration (001-132-586)	1,542,915	1,630,613	1,520,587	-	1,520,587	1,566,112
Total Budget	1,952,079	2,035,695	1,931,921	-	1,931,921	1,985,669
Funding Sources	FY 2009 Actual	FY 2010 Adopted	FY 2011 Continuation	FY 2011 Issues	FY 2011 Budget	FY 2012 Budget
001 General Fund	1,542,915	1,630,613	1,520,587	-	1,520,587	1,566,112
110 Fine and Forfeiture	409,164	405,082	411,334	-	411,334	419,557
Total Revenues	1,952,079	2,035,695	1,931,921	-	1,931,921	1,985,669
Staffing Summary	FY 2009 Actual	FY 2010 Adopted	FY 2011 Continuation	FY 2011 Issues	FY 2011 Budget	FY 2012 Budget
Clerk - Finance Administration	26.00	26.00	26.00	-	26.00	26.00
Clerk - Article V Expenses	156.50	143.00	143.00	-	143.00	143.00
Total Full-Time Equivalents (FTE)	182.50	169.00	169.00	-	169.00	169.00

**Leon County Government
Fiscal Year 2011 Budget**

**Constitutional
Clerk of the Court**

Organizational Code: 001-132-586/110-537-586/110-537-614

Mission

The mission of the Leon County Clerk's Office is to efficiently and effectively perform the responsibilities of Clerk of the Circuit and County Courts, Clerk to the Board of County Commissioners, Recorder, Guardian of Public Records, Treasurer, and Auditor.

Summary of Services Provided

1. Provide the staffing for the County Courts (Small Claims, Traffic, and Misdemeanor).
2. Provide accounting services for the Board of County Commissioners, records management, Clerk and County Court accounting, cash management and payroll services.
3. Keep minutes of the Board's meetings and workshops.
4. Provide treasury, custodian, and accounting functions for the Supervisor of Elections.

Statutory Responsibilities

Florida Statutes Chapter 28 Clerks of the Circuit Courts; Chapter 34 County Courts; Chapter 36 County Depositories; Chapter 43 Courts; General Provisions; Chapter 938 Court Costs

Advisory Board

Investment Oversight Committee and Audit Advisory Committee

Benchmarking

Benchmark Data*	FY08 Leon County Range	Benchmark
All Case types listed below – Criminal and Civil	88.8% - 100%	80%

*Note: 80% Benchmark established by the Clerks of Courts Operations Corporation created by the Florida Legislature as part of Article V

Performance Measures

Performance Measure	Annual Projected % of Cases opened within x business days after initial documents are clocked in	FY 2008 Actual	FY 2009 Actual	FY 2010 Estimate	FY 2011 Estimate
Criminal Cases	Cases opened for Circuit Court defendants within 2 business days	100	99.7	100	100
	Cases opened for County Court defendants within 3 business days	95.8	99.4	98.1	98.1
	Cases opened for within 2 business days	95.6	97.0	96.2	96.2
	Traffic (UTC) cases opened within 3 business days	91.8	85.7	89.8	89.8
Civil Cases	Court Circuit cases opened within 2 business days	94.4	97.4	94.2	94.2
	County cases opened within 2 business days	99.6	98.5	99.7	99.7
	Traffic (UTC) cases opened within 4 business days	85.7	96.4	89.8	89.8
	Probate cases opened within 2 business days	99.7	98.5	99.5	99.5
	Family cases opened within 3 business days	98.7	99.2	99.3	99.3
	Juvenile Delinquency cases opened within 2 business days	100.0	98.1	99.9	99.9
Performance Measure	Annual Projected % of docket entries entered within x business days after clock in/action taken date				
Criminal Cases	Circuit defendants docket entries entered within 2 business days	99.7	99.7	99.7	99.7
	County defendants docket entries entered within 3 business days	98.8	99.4	99.0	99.0
	Juvenile Delinquency docket entries entered within 2 business days	98.6	99.7	98.4	98.4
	Traffic (UTC) docket entries entered within 3 business days	94.8	96.8	93.4	93.4
Civil Cases	Circuit cases entered within 3 business days	96.9	99.4	97.6	97.6
	County cases entered within 3 business days	98.8	99.7	98.9	98.9
	Traffic (UTC) cases entered within 4 business days	92.5	96.8	94.8	94.8
	Probate cases entered within 3 business days	99.3	99.1	98.8	98.8
	Family cases entered within 3 business days	97.8	97.5	97.8	97.8
	Juvenile Delinquency cases entered within 3 business days	95.7	99.4	97.2	97.2

Tax Deed Activity*	FY 2008 Actual	FY 2009 Actual	FY2010 Estimate	FY2011 Estimate
Redeemed: property owner pays delinquent taxes before property goes to auction	84	124	202	250
Sold: tax deed sold at auction	33	34	87	80
Cancelled: auction activity stopped, and matter is referred back to the Tax Collector's Office	1	6	3	3
Pending: legal verification and notification process prior to redemption or auction	0	106	225	237
Total	118	270	517	570

**Leon County Government
Fiscal Year 2011 Budget**

Constitutional

Clerk of the Circuit Court - Clerk - Finance Administration (001-132-586)

Budgetary Costs	FY 2009 Actual	FY 2010 Adopted	FY 2011 Continuation	FY 2011 Issues	FY 2011 Budget	FY 2012 Budget
Constitutional Payments	1,542,915	1,630,613	1,520,587	-	1,520,587	1,566,112
Total Budgetary Costs	1,542,915	1,630,613	1,520,587	-	1,520,587	1,566,112
Funding Sources	FY 2009 Actual	FY 2010 Adopted	FY 2011 Continuation	FY 2011 Issues	FY 2011 Budget	FY 2012 Budget
001 General Fund	1,542,915	1,630,613	1,520,587	-	1,520,587	1,566,112
Total Revenues	1,542,915	1,630,613	1,520,587	-	1,520,587	1,566,112
Staffing Summary	FY 2009 Actual	FY 2010 Adopted	FY 2011 Continuation	FY 2011 Issues	FY 2011 Budget	FY 2012 Budget
Clerk - Finance Division	26.00	26.00	26.00	-	26.00	26.00
Total Full-Time Equivalents (FTE)	26.00	26.00	26.00	-	26.00	26.00

Notes:

The major variances for the FY 2011 Clerk Finance Administration budget are as follows:

Decreases to Program Funding:

1. Personnel costs associated with the decline in fee supported revenue.

**Leon County Government
Fiscal Year 2011 Budget**

Constitutional

Clerk of the Circuit Court - Clerk - Article V Expenses (110-537-586)

Budgetary Costs	FY 2009 Actual	FY 2010 Adopted	FY 2011 Continuation	FY 2011 Issues	FY 2011 Budget	FY 2012 Budget
Operating	409,164	-	-	-	-	-
Total Budgetary Costs	409,164	-	-	-	-	-
<hr/>						
Funding Sources	FY 2009 Actual	FY 2010 Adopted	FY 2011 Continuation	FY 2011 Issues	FY 2011 Budget	FY 2012 Budget
110 Fine and Forfeiture	409,164	-	-	-	-	-
Total Revenues	409,164	-	-	-	-	-

**Leon County Government
Fiscal Year 2011 Budget**

Constitutional

Clerk of the Circuit Court - Clerk - Article V Expenses (110-537-614)

Budgetary Costs	FY 2009 Actual	FY 2010 Adopted	FY 2011 Continuation	FY 2011 Issues	FY 2011 Budget	FY 2012 Budget
Operating	-	405,082	411,334	-	411,334	419,557
Total Budgetary Costs	-	405,082	411,334	-	411,334	419,557
Funding Sources	FY 2009 Actual	FY 2010 Adopted	FY 2011 Continuation	FY 2011 Issues	FY 2011 Budget	FY 2012 Budget
110 Fine and Forfeiture	-	405,082	411,334	-	411,334	419,557
Total Revenues	-	405,082	411,334	-	411,334	419,557
Staffing Summary	FY 2009 Actual	FY 2010 Adopted	FY 2011 Continuation	FY 2011 Issues	FY 2011 Budget	FY 2012 Budget
Clerk - Courts	156.50	101.50	101.50	-	101.50	101.50
Clerk - Information Services	-	10.00	10.00	-	10.00	10.00
Clerk - Administration	-	31.50	31.50	-	31.50	31.50
Total Full-Time Equivalentents (FTE)	156.50	143.00	143.00	-	143.00	143.00

Notes:

The major variances for the FY 2011 Clerk Article V budget are as follows:

Increases to Program Funding:

1. Leon County's statutory obligation to fund costs associated with Article V in the amount of \$6,252.

Constitutional

Property Appraiser (001-512-586)

Mission

The mission of the Property Appraiser is to assess all property located within Leon County according to the laws of the State of Florida, thereby assuring all property owners with a fair and equitable taxing structure.

Summary of Services Provided

1. Assess all property located within Leon County.
2. Provide effective and efficient service to the citizens of Leon County.
3. Administer all exemptions and classifications.
4. Provide Tax Roll for all taxing authorities.
5. Administer the Truth In Millage (TRIM) process.

Statutory Responsibilities

Florida Statute, Chapter 192.091 and Florida Statute, Chapter 195.087, Chapters 193, 194, 196, 197, 200.

Advisory Board

None

Performance Measures

Performance Measures	FY2008 Actual	FY 2009 Actual	FY2010 Estimate	FY 2011 Estimate
# of Homestead Exemptions	56,800	56,764	56,067	56,627
# of Senior Exemptions	1,978	1,768	1,823	1,841

**Leon County Government
Fiscal Year 2011 Budget**

Constitutional

Property Appraiser (001-512-586)

Budgetary Costs	FY 2009 Actual	FY 2010 Adopted	FY 2011 Continuation	FY 2011 Issues	FY 2011 Budget	FY 2012 Budget
Constitutional Payments	4,222,214	4,453,138	4,445,162	-	4,445,162	4,564,408
Total Budgetary Costs	4,222,214	4,453,138	4,445,162	-	4,445,162	4,564,408
Funding Sources	FY 2009 Actual	FY 2010 Adopted	FY 2011 Continuation	FY 2011 Issues	FY 2011 Budget	FY 2012 Budget
001 General Fund	4,222,214	4,453,138	4,445,162	-	4,445,162	4,564,408
Total Revenues	4,222,214	4,453,138	4,445,162	-	4,445,162	4,564,408
Staffing Summary	FY 2009 Actual	FY 2010 Adopted	FY 2011 Continuation	FY 2011 Issues	FY 2011 Budget	FY 2012 Budget
Property Appraiser	1.00	1.00	1.00	-	1.00	1.00
Financial Officer	1.00	1.00	1.00	-	1.00	1.00
Administrative Supervisor/Secretary/Telephone Operator	2.00	2.00	2.00	(1.00)	1.00	1.00
Assistant Property Appraiser	1.00	1.00	1.00	-	1.00	1.00
Chief Deputy of Appraisals	1.00	1.00	1.00	-	1.00	1.00
Commercial Analyst	4.00	3.00	3.00	-	3.00	3.00
Exemption/Customer Service Supervisor	1.00	1.00	1.00	-	1.00	1.00
Data Entry Operator	2.00	2.00	2.00	-	2.00	2.00
Chief Information Officer	1.00	1.00	1.00	-	1.00	1.00
Director of Management Services	1.00	1.00	1.00	-	1.00	1.00
Director of Real Estate	1.00	1.00	1.00	-	1.00	1.00
Exempt/Customer Service Technicians	5.00	5.00	5.00	-	5.00	5.00
GIS Coordinator	1.00	1.00	1.00	-	1.00	1.00
GIS/IT Specialist	3.00	3.00	3.00	-	3.00	3.00
Land Appraisers/Sales	4.00	4.00	4.00	-	4.00	4.00
Land Supervisor	1.00	1.00	1.00	-	1.00	1.00
NAL Supervisor	1.00	1.00	1.00	-	1.00	1.00
TPP Supervisor	1.00	1.00	1.00	-	1.00	1.00
Network System Administrator	1.00	1.00	1.00	-	1.00	1.00
Residential Appraisal/Specialist	12.00	12.00	12.00	-	12.00	12.00
RE Title/NAL Technician	4.00	4.00	4.00	-	4.00	4.00
Supervisor/Administrator Field Operations	2.00	2.00	2.00	-	2.00	2.00
TPP Appraiser/Auditor	4.00	3.00	3.00	-	3.00	3.00
Tax Roll Administrator	1.00	1.00	1.00	-	1.00	1.00
Total Full-Time Equivalents (FTE)	56.00	54.00	54.00	(1.00)	53.00	53.00

Notes:

The major variances for the FY 2011 Property Appraiser budget are as follows:

Increases to Program Funding:

1. Increase reflects Florida Retirement System, Health Insurance and the remainder of the Cost of Living adjustment approved by the Board effective April 1, 2010.

Decreases to Program Funding:

1. The reduction of one position due to an upgrade to the office's appraisal software for a savings of \$63,110.

**Leon County Government
Fiscal Year 2011 Budget**

**Constitutional
Sheriff Summary**

Budgetary Costs	FY 2009 Actual	FY 2010 Adopted	FY 2011 Continuation	FY 2011 Issues	FY 2011 Budget	FY 2012 Budget
Personnel Services	47,194,931	48,081,590	49,755,981	-	49,755,981	51,564,026
Operating	13,644,640	13,970,625	13,844,751	-	13,844,751	13,844,751
Capital Outlay	1,574,451	1,164,595	1,269,232	-	1,269,232	1,273,228
Constitutional Payments	121,155	121,155	121,155	-	121,155	121,155
Budgeted Reserves	-	305,000	235,984	-	235,984	244,139
Sheriff Offset	-	(1,690,484)	(1,653,672)	-	-1,653,672	(1,653,672)
Total Budgetary Costs	62,535,177	61,952,481	63,573,431	-	63,573,431	65,393,627
Appropriations	FY 2009 Actual	FY 2010 Adopted	FY 2011 Continuation	FY 2011 Issues	FY 2011 Budget	FY 2012 Budget
Corrections (110-511-586)	27,908,271	29,418,602	30,091,162	-	30,091,162	30,898,046
Emergency Management (125-864-525)	121,155	121,155	121,155	-	121,155	121,155
Enhanced 9-1-1 (130-180-586)	878,644	1,284,000	1,208,023	-	1,208,023	1,216,178
Law Enforcement (110-510-586)	33,627,107	31,128,724	32,153,091	-	32,153,091	33,158,248
Total Budget	62,535,177	61,952,481	63,573,431	-	63,573,431	65,393,627
Funding Sources	FY 2009 Actual	FY 2010 Adopted	FY 2011 Continuation	FY 2011 Issues	FY 2011 Budget	FY 2012 Budget
110 Fine and Forfeiture	61,535,378	60,547,326	62,244,253	-	62,244,253	64,056,294
125 Grants	121,155	121,155	121,155	-	121,155	121,155
130 9-1-1 Emergency Communications	878,644	1,284,000	1,208,023	-	1,208,023	1,216,178
Total Revenues	62,535,177	61,952,481	63,573,431	-	63,573,431	65,393,627
Staffing Summary	FY 2009 Actual	FY 2010 Adopted	FY 2011 Continuation	FY 2011 Issues	FY 2011 Budget	FY 2012 Budget
Law Enforcement	334.00	337.00	339.00	-	339.00	339.00
Corrections	299.00	293.00	293.00	-	293.00	293.00
Emergency Management	2.00	2.00	2.00	-	2.00	2.00
Enhanced 9-1-1	5.00	5.00	5.00	-	5.00	5.00
Total Full-Time Equivalents (FTE)	640.00	637.00	639.00	-	639.00	639.00

Constitutional

Sheriff - Law Enforcement (110-510-586)

Mission

The mission of the Leon County Sheriff's Office – Law Enforcement is to provide the highest professional level of effective and efficient law enforcement services to the residents of Leon County.

Summary of Services Provided

1. Provide a uniformed deputy to respond to all emergency and non-emergency calls for service.
2. Investigate crimes and diligently pursue those persons who violate the law.
3. Provide School Resource Officers at all high schools and middle schools.
4. Execute all processes of the Supreme Court, Circuit Court, County Court, and Board of County Commissioners.
5. Provide Leon County courthouse and courtroom security.
6. Provide the citizens of Leon County with informational publications and programs for crime prevention.
7. To be actively involved in the community by practicing community oriented policing activities and by creating partnerships with local charity agencies.

Statutory Responsibilities

F.S. Article V, Chapter 30 – Sheriffs

Advisory Board

Public Safety Coordinating Board

Performance Measures

Performance Measures	FY2008 Actual	FY 2009 Actual	FY2010 Estimate	FY2011 Estimate
# of civil processes served	34,275	34,912	36,112	35,802
# of uniform patrol primary/secondary calls for service	192,151	184,317	186,999	187,821
# of warrants served	8,003	8,487	6,995	7,985
# visitors checked at Courthouse entrances	447,819	403,292	419,395	431,972

**Leon County Government
Fiscal Year 2011 Budget**

Constitutional

Sheriff - Law Enforcement (110-510-586)

Budgetary Costs	FY 2009 Actual	FY 2010 Adopted	FY 2011 Continuation	FY 2011 Issues	FY 2011 Budget	FY 2012 Budget
Personnel Services	28,394,900	27,222,167	28,115,310	-	28,115,310	29,117,821
Operating	3,733,109	3,924,913	3,966,341	-	3,966,341	3,966,341
Capital Outlay	1,499,098	1,114,595	1,233,232	-	1,233,232	1,235,878
Sheriff Offset	-	(1,132,951)	(1,161,792)	-	(1,161,792)	(1,161,792)
Total Budgetary Costs	<u>33,627,107</u>	<u>31,128,724</u>	<u>32,153,091</u>	<u>-</u>	<u>32,153,091</u>	<u>33,158,248</u>
Funding Sources	FY 2009 Actual	FY 2010 Adopted	FY 2011 Continuation	FY 2011 Issues	FY 2011 Budget	FY 2012 Budget
110 Fine and Forfeiture	33,627,107	31,128,724	32,153,091	-	32,153,091	33,158,248
Total Revenues	<u>33,627,107</u>	<u>31,128,724</u>	<u>32,153,091</u>	<u>-</u>	<u>32,153,091</u>	<u>33,158,248</u>

**Leon County Government
Fiscal Year 2011 Budget**

Constitutional

Sheriff - Law Enforcement (110-510-586)

Staffing Summary	FY 2009 Actual	FY 2010 Adopted	FY 2011 Continuation	FY 2011 Issues	FY 2011 Budget	FY 2012 Budget
Aircraft Mechanic	1.00	1.00	1.00	-	1.00	1.00
Bailiff Technician	3.00	3.00	3.00	-	3.00	3.00
Bailiff Unit Supervisor	1.00	1.00	1.00	-	1.00	1.00
Captain	5.00	5.00	5.00	-	5.00	5.00
Clerk Specialist	4.00	4.00	4.00	-	4.00	4.00
Communications Officer	34.00	30.00	30.00	-	30.00	30.00
Communications Supervisor	1.00	1.00	1.00	-	1.00	1.00
Deputy	184.00	184.00	186.00	-	186.00	186.00
Evidence Custodian	2.00	2.00	2.00	-	2.00	2.00
Finance & Accounting Director	1.00	1.00	1.00	-	1.00	1.00
Fiscal Assistant	2.00	2.00	2.00	-	2.00	2.00
Fleet Maintenance Director	1.00	1.00	1.00	-	1.00	1.00
Lieutenant	13.00	13.00	13.00	-	13.00	13.00
Communications Lieutenant	-	1.00	1.00	-	1.00	1.00
Major	4.00	4.00	4.00	-	4.00	4.00
Process Server	6.00	6.00	6.00	-	6.00	6.00
Records Clerk	5.00	5.00	5.00	-	5.00	5.00
Records System Manager	1.00	1.00	1.00	-	1.00	1.00
Secretary II	6.00	6.00	6.00	-	6.00	6.00
Sergeant	28.00	28.00	28.00	-	28.00	28.00
Sheriff	1.00	1.00	1.00	-	1.00	1.00
Victim Advocate	1.00	1.00	1.00	-	1.00	1.00
IT Technician	3.00	4.00	4.00	-	4.00	4.00
Administrative Assistant	1.00	1.00	1.00	-	1.00	1.00
Civil Enforcement Specialist	1.00	1.00	1.00	-	1.00	1.00
Communications/Lead Worker	4.00	4.00	4.00	-	4.00	4.00
Communications/Shift Supervisor	4.00	4.00	4.00	-	4.00	4.00
Crime Analyst	1.00	1.00	1.00	-	1.00	1.00
Fingerprint Clerk	1.00	1.00	1.00	-	1.00	1.00
Fiscal Operations Purch/Prop	1.00	2.00	2.00	-	2.00	2.00
Fleet Maintenance Mechanic	3.00	4.00	4.00	-	4.00	4.00
Human Resources Generalist	1.00	2.00	2.00	-	2.00	2.00
Human Resources Lead Generalist	1.00	1.00	1.00	-	1.00	1.00
Human Resources Manager	1.00	1.00	1.00	-	1.00	1.00
IT Manager	1.00	1.00	1.00	-	1.00	1.00
Publication Specialist	1.00	1.00	1.00	-	1.00	1.00
Records Assist Manager	1.00	1.00	1.00	-	1.00	1.00
Records Specialist	2.00	2.00	2.00	-	2.00	2.00
Communications Manager	1.00	1.00	1.00	-	1.00	1.00
Latent Fingerprint Examiner	1.00	1.00	1.00	-	1.00	1.00
Paralegal	1.00	1.00	1.00	-	1.00	1.00
Fiscal Assist Manager	-	1.00	1.00	-	1.00	1.00
Training Technician	-	1.00	1.00	-	1.00	1.00
Total Full-Time Equivalents (FTE)	334.00	337.00	339.00	-	339.00	339.00

Notes:

The major variances for the FY 2011 Sheriff Law Enforcement budget are as follows:

Increases to Program Funding:

1. Increase reflects Florida Retirement System, Health Insurance and the remainder of the Cost of Living adjustment approved by the Board effective April 1, 2010
2. The addition of 2 Bailiff Positions for the newly renovated Traffic Court Building as approved by the Board at the March 23, 2010 meeting.

Constitutional

Sheriff - Corrections (110-511-586)

Mission

The mission of the Leon County Sheriff's Office – Corrections is to provide the highest professional level of effective and efficient detention and correctional services to the residents of Leon County.

Summary of Services Provided

1. Provide care, custody, and control of inmates.
2. Provide medical care of inmates.
3. Administer financial responsibility for medical expenses.
4. Provide transportation of inmates.
5. Provide educational and treatment programs for inmates.
6. Manage inmate work crew programs.

Statutory Responsibilities

F.S. Article V, Chapter 30 – Sheriffs

Advisory Board

Public Safety Coordinating Council

Performance Measures

Performance Measures	FY2008 Actual	FY 2009 Actual	FY2010 Estimate	FY 2011 Estimate
# of inmates on average	1,147	1,013	950	998
# of work crew labor hours	249,166	206,576	194,182	203,891

**Leon County Government
Fiscal Year 2011 Budget**

Constitutional

Sheriff - Corrections (110-511-586)

Budgetary Costs	FY 2009 Actual	FY 2010 Adopted	FY 2011 Continuation	FY 2011 Issues	FY 2011 Budget	FY 2012 Budget
Personnel Services	18,543,809	20,593,582	21,362,773	-	21,362,773	22,168,307
Operating	9,291,316	9,332,553	9,184,269	-	9,184,269	9,184,269
Capital Outlay	73,146	50,000	36,000	-	36,000	37,350
Sheriff Offset	-	(557,533)	(491,880)	-	(491,880)	(491,880)
Total Budgetary Costs	27,908,271	29,418,602	30,091,162	-	30,091,162	30,898,046
Funding Sources	FY 2009 Actual	FY 2010 Adopted	FY 2011 Continuation	FY 2011 Issues	FY 2011 Budget	FY 2012 Budget
110 Fine and Forfeiture	27,908,271	29,418,602	30,091,162	-	30,091,162	30,898,046
Total Revenues	27,908,271	29,418,602	30,091,162	-	30,091,162	30,898,046
Staffing Summary	FY 2009 Actual	FY 2010 Adopted	FY 2011 Continuation	FY 2011 Issues	FY 2011 Budget	FY 2012 Budget
Major	1.00	1.00	1.00	-	1.00	1.00
Captain	4.00	4.00	4.00	-	4.00	4.00
Lieutenant	9.00	9.00	9.00	-	9.00	9.00
Sergeant	24.00	24.00	24.00	-	24.00	24.00
Correctional Officer	206.00	206.00	206.00	-	206.00	206.00
Correctional Technician	35.00	35.00	35.00	-	35.00	35.00
Administrative Assistant	3.00	3.00	3.00	-	3.00	3.00
Fiscal Coordinator	1.00	-	-	-	-	-
Training Technician	1.00	-	-	-	-	-
Inmate Records Clerk	1.00	1.00	1.00	-	1.00	1.00
Facilities Maintenance Manager	1.00	1.00	1.00	-	1.00	1.00
IT Support Staff	2.00	1.00	1.00	-	1.00	1.00
Fiscal Purchasing	2.00	1.00	1.00	-	1.00	1.00
Human Resources Generalist	1.00	-	-	-	-	-
Facilities Maintenance - Electrician	2.00	2.00	2.00	-	2.00	2.00
Facilities Maintenance - General	2.00	2.00	2.00	-	2.00	2.00
Facilities Maintenance - HVAC	2.00	2.00	2.00	-	2.00	2.00
Facilities Maintenance - Plumber	1.00	1.00	1.00	-	1.00	1.00
Fleet Mechanic	1.00	-	-	-	-	-
Total Full-Time Equivalents (FTE)	299.00	293.00	293.00	-	293.00	293.00

Notes:

The major variances for the FY 2011 Sheriff Corrections budget are as follows:

Increases to Program Funding:

1. Increase reflects Florida Retirement System, Health Insurance and the remainder of the Cost of Living adjustment approved by the Board effective April 1, 2010.

Constitutional

Sheriff - Emergency Management (125-864-525)

Mission

The mission of Emergency Management is to save lives and protect the property of the residents of Leon County through the coordination of cost effective and integrated public safety programs.

Summary of Services Provided

1. Maintain the Comprehensive Emergency Management Plan.
2. Maintain the functionality of the Emergency Operations Center.
3. Review Health Care Facility Plans.
4. Provide education on disaster preparedness, response, recovery, and mitigation.

Statutory Responsibilities

F.S. 252.31-252.60 - "State Emergency Management Act"

Advisory Board

State Emergency Response Commission for Hazardous Materials; Local Emergency Planning Committee for Hazardous Materials; North Florida Domestic Security Task Force; Florida Domestic Security State Working Group Executive Committee; Local Mitigation Strategy Steering Committee; Emergency Alert System Committee; Special Needs Committee; Florida Emergency Preparedness Association Board of Directors; American Red Cross Board of Directors; Florida Division of Emergency Management, Emergency Management Advisory workgroup

Performance Measures

Performance Measures	FY2008 Actual	FY 2009 Actual	FY2010 Estimate	FY 2011 Estimate
# of annual exercises conducted	9	5	8	8
# of health care facility plans reviewed	21	30	26	28
#of presentation conducted	10	13	10	12

**Leon County Government
Fiscal Year 2011 Budget**

Constitutional

Sheriff - Emergency Management (125-864-525)

Budgetary Costs	FY 2009 Actual	FY 2010 Adopted	FY 2011 Continuation	FY 2011 Issues	FY 2011 Budget	FY 2012 Budget
Constitutional Payments	121,155	121,155	121,155	-	121,155	121,155
Total Budgetary Costs	121,155	121,155	121,155	-	121,155	121,155
Funding Sources	FY 2009 Actual	FY 2010 Adopted	FY 2011 Continuation	FY 2011 Issues	FY 2011 Budget	FY 2012 Budget
125 Grants	121,155	121,155	121,155	-	121,155	121,155
Total Revenues	121,155	121,155	121,155	-	121,155	121,155
Staffing Summary	FY 2009 Actual	FY 2010 Adopted	FY 2011 Continuation	FY 2011 Issues	FY 2011 Budget	FY 2012 Budget
Emergency Management Coordinator	1.00	1.00	1.00	-	1.00	1.00
Emergency Management Director	1.00	1.00	1.00	-	1.00	1.00
Total Full-Time Equivalents (FTE)	2.00	2.00	2.00	-	2.00	2.00

Notes:

This program is recommended at the same funding level as the prior fiscal year. The Budget represents the County match for the program's Federal and State grant funding.

Constitutional

Sheriff - Enhanced 9-1-1 (130-180-586)

Mission

The mission of Enhanced 9-1-1 is to provide Enhanced 9-1-1 services for the reporting of emergencies to response agencies including Law Enforcement, Fire Department, and Emergency Medical Services (EMS).

Summary of Services Provided

1. Maintain the Master Street Address Guide to insure 9-1-1 database accuracy.
2. Respond to subpoena requests for 9-1-1 information as received from the State Attorney's Office.
3. Develop and maintain diagrams of critical and key facilities within Leon County.
4. Develop digital map displays for the 9-1-1 system to pinpoint the location of landline and cellular callers.

Statutory Responsibilities

F.S. 365.171-175 (9-1-1 and Wireless Enhanced 9-1-1)

Advisory Board

State National Emergency Number Association – Vice President/West Florida

Performance Measures

Performance Measures	FY2008 Actual	FY 2009 Actual	FY2010 Estimate	FY 2011 Estimate
# of days taken to respond to subpoena requests for 9-1-1	1	1	1	1
# of monthly detailed facility layouts produced	9	10	10	10
% of 9-1-1 database accuracy	98	98	99	99
% of 9-1-1 mapping system accuracy (Cellular)	95	96	97	97
% of 9-1-1 mapping system accuracy (Landline)	98	98	98	98

**Leon County Government
Fiscal Year 2011 Budget**

Constitutional

Sheriff - Enhanced 9-1-1 (130-180-586)

Budgetary Costs	FY 2009 Actual	FY 2010 Adopted	FY 2011 Continuation	FY 2011 Issues	FY 2011 Budget	FY 2012 Budget
Personnel Services	256,222	265,841	277,898	-	277,898	277,898
Operating	620,215	713,159	694,141	-	694,141	694,141
Capital Outlay	2,207	-	-	-	-	-
Budgeted Reserves	-	305,000	235,984	-	235,984	244,139
Total Budgetary Costs	878,644	1,284,000	1,208,023	-	1,208,023	1,216,178
Funding Sources	FY 2009 Actual	FY 2010 Adopted	FY 2011 Continuation	FY 2011 Issues	FY 2011 Budget	FY 2012 Budget
130 9-1-1 Emergency Communications	878,644	1,284,000	1,208,023	-	1,208,023	1,216,178
Total Revenues	878,644	1,284,000	1,208,023	-	1,208,023	1,216,178
Staffing Summary	FY 2009 Actual	FY 2010 Adopted	FY 2011 Continuation	FY 2011 Issues	FY 2011 Budget	FY 2012 Budget
Administrative Associate IV	1.00	1.00	1.00	-	1.00	1.00
Customer Services Specialist	1.00	1.00	1.00	-	1.00	1.00
Customer Services Technician	2.00	2.00	2.00	-	2.00	2.00
9-1-1 Systems Manager	1.00	1.00	1.00	-	1.00	1.00
Total Full-Time Equivalents (FTE)	5.00	5.00	5.00	-	5.00	5.00

Notes:

The major variances for the FY 2011 Sheriff Enhanced 9-1-1 budget are as follows:

Increases to Program Funding:

1. Increase reflects Florida Retirement System, Health Insurance and the remainder of the Cost of Living adjustment approved by the Board effective April 1, 2010.
2. Communication costs in the amount of \$32,232.
3. Data processing supplies in the amount of \$500.

Decreases to Program Funding:

1. Repair and maintenance costs in the amount of \$29,923.
2. Office supplies in the amount of \$4,500.
3. Printing and binding costs in the amount of \$7,500.
4. Contracts or other obligations for continuity of services in the amount of \$9,981.

**Leon County Government
Fiscal Year 2011 Budget**

**Constitutional
Supervisor of Elections Summary**

Budgetary Costs	FY 2009 Actual	FY 2010 Adopted	FY 2011 Continuation	FY 2011 Issues	FY 2011 Budget	FY 2012 Budget
Personnel Services	1,684,185	1,737,756	1,694,197	-	1,694,197	2,529,948
Operating	948,561	1,711,202	1,207,884	-	1,207,884	2,040,056
Transportation	3,541	7,028	5,365	-	5,365	5,376
Capital Outlay	17,292	11,000	11,000	-	11,000	11,000
Constitutional Payments	108,877	-	-	-	-	-
Total Budgetary Costs	2,762,456	3,466,986	2,918,446	-	2,918,446	4,586,380
Appropriations	FY 2009 Actual	FY 2010 Adopted	FY 2011 Continuation	FY 2011 Issues	FY 2011 Budget	FY 2012 Budget
Elections (060-521-513)	899,214	1,677,787	1,108,458	-	1,108,458	2,537,115
Elections (060-521-586)	108,877	-	-	-	-	-
SOE Grants (060-525-513)	50,973	-	-	-	-	-
Voter Registration (060-520-513)	1,703,392	1,789,199	1,809,988	-	1,809,988	2,049,265
Total Budget	2,762,456	3,466,986	2,918,446	-	2,918,446	4,586,380
Funding Sources	FY 2009 Actual	FY 2010 Adopted	FY 2011 Continuation	FY 2011 Issues	FY 2011 Budget	FY 2012 Budget
060 Supervisor of Elections	2,762,456	3,466,986	2,918,446	-	2,918,446	4,586,380
Total Revenues	2,762,456	3,466,986	2,918,446	-	2,918,446	4,586,380
Staffing Summary	FY 2009 Actual	FY 2010 Adopted	FY 2011 Continuation	FY 2011 Issues	FY 2011 Budget	FY 2012 Budget
Voter Registration	17.00	17.00	17.00	-	17.00	17.00
Total Full-Time Equivalents (FTE)	17.00	17.00	17.00	-	17.00	17.00
OPS Staffing Summary	FY 2009 Actual	FY 2010 Adopted	FY 2011 Continuation	FY 2011 Issues	FY 2011 Budget	FY 2012 Budget
Elections	-	-	1.00	-	1.00	1.00
Total OPS Full-Time Equivalents (FTE)	-	-	1.00	-	1.00	1.00

**Leon County Government
Fiscal Year 2011 Budget**

**Constitutional
Supervisor of Elections**

Organizational Code: 060-520/521-513

Mission

The mission of the Supervisor of Elections is to pursue excellence in the registration of citizens to vote in compliance with the National Voter Registration Act (NVRA) as well as process and maintain voter records in a timely and professional manner that serves all citizens of Leon County. The Supervisor of Elections conducts all elections within Leon County with integrity and accuracy, in a proficient and cost effective manner that serves all citizens.

Summary of Services Provided

Voter Registration

1. Qualify and register electors.
2. Maintain registration rolls.
3. Furnish statistical and research information concerning registration and voter turn out.
4. Provide training to individuals and groups to register voters.
5. Perform outreach in the community to educate the public about voting.

Elections

1. Conduct regularly scheduled Federal, State, County and Municipal elections and other special elections.
2. Qualification of candidates.
3. Publication of ballots and election related materials.
4. Recruitment and training of poll workers.
5. Provide voter education including assisting local schools in the election of student government representatives.
6. Verification of signatures on candidate and initiative petitions with certification to the State of Florida.
7. Provides for the realignment of all polling locations based on reapportionment done every 10 years in relation to the U.S. Census.

Statutory Responsibilities

Florida Constitution; Florida Statutes, Chapters 97-106 "Elections Code", Chapter 119 – Public Records, Chapter 129 – Budgeting, Chapter 189 – Special Districts, Chapter 190 – Community Development Districts, Chapter 582 – Soil & Conservation Districts; National Voter Registration Act of 1983; Voting Rights Act of 1963; Help America Voter Act of 2002

Advisory Board

County Canvassing Board

Performance Measures

Performance Measures*	2004 Election Cycle** Actual		2006 Election Cycle Actual		2008 Election Cycle** Actual		2010 Election Cycle Estimates	
	Primary	General	Primary	General	Primary	General	Primary	General
# of Eligible Voters	155,352	171,182	146,067	143,495	152,875	174,544	181,000	185,000
# of Voters Who Voted	55,855	136,638	54,322	90,980	47,746	149,319	60,000	130,000
# of Early Voters	4,593	17,974	4,692	7,688	4,255	42,432	15,000	35,000
# of Poll Workers	849	1,169	1,052	1,159	1,025	1,314	1,000	1,300
# of Absentee Ballots Mailed	9,413	26,216	9,396	16,807	14,632	31,887	16,000	35,000
# of Absentee Ballots Processed	7,645	22,674	6,894	14,768	10,239	29,261	13,500	32,000

*Note: Election Cycles span two fiscal years. Example: The Election Cycle for 2008 included Fiscal Years 2008 and 2009. Every four years a Presidential Preference Primary is also held with numbers comparable to a Primary Election.

**Leon County Government
Fiscal Year 2011 Budget**

Constitutional

Supervisor of Elections - Voter Registration (060-520-513)

Budgetary Costs	FY 2009 Actual	FY 2010 Adopted	FY 2011 Continuation	FY 2011 Issues	FY 2011 Budget	FY 2012 Budget
Personnel Services	1,532,305	1,483,195	1,507,987	-	1,507,987	1,699,343
Operating	152,857	296,502	292,574	-	292,574	340,484
Transportation	938	4,502	4,427	-	4,427	4,438
Capital Outlay	17,292	5,000	5,000	-	5,000	5,000
Total Budgetary Costs	1,703,392	1,789,199	1,809,988	-	1,809,988	2,049,265
Funding Sources	FY 2009 Actual	FY 2010 Adopted	FY 2011 Continuation	FY 2011 Issues	FY 2011 Budget	FY 2012 Budget
060 Supervisor of Elections	1,703,392	1,789,199	1,809,988	-	1,809,988	2,049,265
Total Revenues	1,703,392	1,789,199	1,809,988	-	1,809,988	2,049,265
Staffing Summary	FY 2009 Actual	FY 2010 Adopted	FY 2011 Continuation	FY 2011 Issues	FY 2011 Budget	FY 2012 Budget
Administrative Services Manager	1.00	1.00	1.00	-	1.00	1.00
Assistant Supervisor of Elect	1.00	1.00	1.00	-	1.00	1.00
Demographics/GIS Manager	1.00	1.00	1.00	-	1.00	1.00
Elections Coordinator	1.00	1.00	1.00	-	1.00	1.00
Elections Records Manager	1.00	1.00	1.00	-	1.00	1.00
Elections Records Specialist	1.00	2.00	2.00	-	2.00	2.00
Elections Records Specialist	1.00	1.00	1.00	-	1.00	1.00
Elections Records Specialist	1.00	-	-	-	-	-
Elections System Manager	1.00	1.00	1.00	-	1.00	1.00
Outreach Coordinator	1.00	1.00	1.00	-	1.00	1.00
Election Records Clerk	1.00	1.00	1.00	-	1.00	1.00
Supervisor of Elections	1.00	1.00	1.00	-	1.00	1.00
Voting System Manager	1.00	1.00	1.00	-	1.00	1.00
Warehouse Technician	1.00	1.00	1.00	-	1.00	1.00
Elections Information Specialist	1.00	1.00	1.00	-	1.00	1.00
Voting System Technician II	1.00	1.00	1.00	-	1.00	1.00
Voting System Technician	1.00	1.00	1.00	-	1.00	1.00
Total Full-Time Equivalents (FTE)	17.00	17.00	17.00	-	17.00	17.00

Notes:

The major variances for the FY 2011 Voter Registration budget are as follows:

Increases to Program Funding:

1. Increase reflects Florida Retirement System, Health Insurance and the remainder of the Cost of Living adjustment approved by the Board effective April 1, 2010.
2. Costs associated with professional services in the amount of \$4,000.
3. Rentals and leases in the amount of \$8,850.

Decreases to Program Funding:

1. Costs associated with printing and binding in the amount of \$6,000.
2. Communication costs in the amount of \$3,180.
3. As requested by the Board of County Commissioners, \$75,000 of a total \$250,000 reduction was provided for Voter Registration.

**Leon County Government
Fiscal Year 2011 Budget**

Constitutional

Supervisor of Elections - Elections (060-521-513)

Budgetary Costs	FY 2009 Actual	FY 2010 Adopted	FY 2011 Continuation	FY 2011 Issues	FY 2011 Budget	FY 2012 Budget
Personnel Services	151,880	254,561	186,210	-	186,210	830,605
Operating	744,731	1,414,700	915,310	-	915,310	1,699,572
Transportation	2,603	2,526	938	-	938	938
Capital Outlay	-	6,000	6,000	-	6,000	6,000
Total Budgetary Costs	899,214	1,677,787	1,108,458	-	1,108,458	2,537,115
<hr/>						
Funding Sources	FY 2009 Actual	FY 2010 Adopted	FY 2011 Continuation	FY 2011 Issues	FY 2011 Budget	FY 2012 Budget
060 Supervisor of Elections	899,214	1,677,787	1,108,458	-	1,108,458	2,537,115
Total Revenues	899,214	1,677,787	1,108,458	-	1,108,458	2,537,115
<hr/>						
OPS Staffing Summary	FY 2009 Actual	FY 2010 Adopted	FY 2011 Continuation	FY 2011 Issues	FY 2011 Budget	FY 2012 Budget
Elections Consolidated OPS	-	-	1.00	-	1.00	1.00
Total OPS Full-Time Equivalents (FTE)	-	-	1.00	-	1.00	1.00

Notes:

The major variances for the FY 2011 Elections budget are as follows:

Increases to Program Funding:

1. Increase reflects Florida Retirement System, Health Insurance and the remainder of the Cost of Living adjustment approved by the Board effective April 1, 2010.
2. Repair and maintenance costs in the amount of \$160,485.

Decreases to Program Funding:

1. Costs associated with professional services in the amount of \$25,000.
2. Communications costs in the amount of \$25,000.
3. Postage costs in the amount of \$62,700.
4. Rentals and leases in the amount of \$275,000 for rental space subsequent to a review of consolidating the office's warehouse and administrative space.
5. Printing and binding costs in the amount of \$76,350.
6. As requested by the Board of County Commissioners, \$175,000 of a total \$250,000 reduction was provided for Elections.

**Leon County Government
Fiscal Year 2011 Budget**

Constitutional

Supervisor of Elections - Elections (060-521-586)

Budgetary Costs	FY 2009 Actual	FY 2010 Adopted	FY 2011 Continuation	FY 2011 Issues	FY 2011 Budget	FY 2012 Budget
Constitutional Payments	108,877	-	-	-	-	-
Total Budgetary Costs	108,877	-	-	-	-	-
<hr/>						
Funding Sources	FY 2009 Actual	FY 2010 Adopted	FY 2011 Continuation	FY 2011 Issues	FY 2011 Budget	FY 2012 Budget
060 Supervisor of Elections	108,877	-	-	-	-	-
Total Revenues	108,877	-	-	-	-	-

**Leon County Government
Fiscal Year 2011 Budget**

Constitutional

Supervisor of Elections - SOE Grants (060-525-513)

Budgetary Costs	FY 2009 Actual	FY 2010 Adopted	FY 2011 Continuation	FY 2011 Issues	FY 2011 Budget	FY 2012 Budget
Operating	50,973	-	-	-	-	-
Total Budgetary Costs	50,973	-	-	-	-	-
<hr/>						
Funding Sources	FY 2009 Actual	FY 2010 Adopted	FY 2011 Continuation	FY 2011 Issues	FY 2011 Budget	FY 2012 Budget
060 Supervisor of Elections	50,973	-	-	-	-	-
Total Revenues	50,973	-	-	-	-	-

**Leon County Government
Fiscal Year 2011 Budget**

**Constitutional
Tax Collector Summary**

Budgetary Costs	FY 2009 Actual	FY 2010 Adopted	FY 2011 Continuation	FY 2011 Issues	FY 2011 Budget	FY 2012 Budget
Constitutional Payments	5,278,299	4,801,872	4,821,940	-	4,821,940	4,851,968
Total Budgetary Costs	5,278,299	4,801,872	4,821,940	-	4,821,940	4,851,968
Appropriations	FY 2009 Actual	FY 2010 Adopted	FY 2011 Continuation	FY 2011 Issues	FY 2011 Budget	FY 2012 Budget
Elections (060-520-586)	202,201	-	-	-	-	-
Tax Collector (001-513-586)	4,854,981	4,572,000	4,584,200	-	4,584,200	4,629,784
Tax Collector (123-513-586)	18,188	16,883	17,389	-	17,389	17,910
Tax Collector (135-513-586)	164,900	173,150	143,424	-	143,424	144,858
Tax Collector (145-513-586)	-	-	37,244	-	37,244	18,264
Tax Collector (162-513-586)	4,898	6,700	5,700	-	5,700	6,300
Tax Collector (164-513-586)	4,575	5,000	5,000	-	5,000	5,000
Tax Collector (401-513-586)	28,556	28,139	28,983	-	28,983	29,852
Total Budget	5,278,299	4,801,872	4,821,940	-	4,821,940	4,851,968
Funding Sources	FY 2009 Actual	FY 2010 Adopted	FY 2011 Continuation	FY 2011 Issues	FY 2011 Budget	FY 2012 Budget
001 General Fund	4,854,981	4,572,000	4,584,200	-	4,584,200	4,629,784
060 Supervisor of Elections	202,201	-	-	-	-	-
123 Stormwater Utility	18,188	16,883	17,389	-	17,389	17,910
135 Emergency Medical Services MSTU	164,900	173,150	143,424	-	143,424	144,858
145 Fire Services MSTU	-	-	37,244	-	37,244	18,264
162 County Accepted Roadways and Drainage Systems Pgm	4,898	6,700	5,700	-	5,700	6,300
164 Special Assessment - Killlearn Lakes Units I and II Sewer	4,575	5,000	5,000	-	5,000	5,000
401 Solid Waste	28,556	28,139	28,983	-	28,983	29,852
Total Revenues	5,278,299	4,801,872	4,821,940	-	4,821,940	4,851,968
Staffing Summary	FY 2009 Actual	FY 2010 Adopted	FY 2011 Continuation	FY 2011 Issues	FY 2011 Budget	FY 2012 Budget
Tax Collector	86.00	86.00	86.00	-	86.00	86.00
Total Full-Time Equivalents (FTE)	86.00	86.00	86.00	-	86.00	86.00

Constitutional

Tax Collector - Tax Collector (001-513-586)

Mission

The Leon County Tax Collector's Office collects authorized taxes and fees from people and businesses in a fair and professional manner, and efficiently distributes the proceeds in accordance with law to the taxing authorities.

Summary of Services Provided

1. Collect all authorized property taxes and fees within Leon County.
2. Efficiently distribute the collected taxes and fees to the appropriate authorities in accordance with law.
3. Perform responsibilities and provide services to people and businesses in a fair, efficient and courteous fashion.
4. Effectively perform as agents of the Florida Department of Highway Safety and Motor Vehicles and the Florida Fish and Wildlife Conservation Commission.

Statutory Responsibilities

Florida Statutes, Chapters 192, 197, 218, 319, 320 and 322

Advisory Board

None

**Leon County Government
Fiscal Year 2011 Budget**

Constitutional

Tax Collector - Tax Collector (001-513-586)

Budgetary Costs	FY 2009 Actual	FY 2010 Adopted	FY 2011 Continuation	FY 2011 Issues	FY 2011 Budget	FY 2012 Budget
Constitutional Payments	4,854,981	4,572,000	4,584,200	-	4,584,200	4,629,784
Total Budgetary Costs	4,854,981	4,572,000	4,584,200	-	4,584,200	4,629,784
Funding Sources	FY 2009 Actual	FY 2010 Adopted	FY 2011 Continuation	FY 2011 Issues	FY 2011 Budget	FY 2012 Budget
001 General Fund	4,854,981	4,572,000	4,584,200	-	4,584,200	4,629,784
Total Revenues	4,854,981	4,572,000	4,584,200	-	4,584,200	4,629,784
Staffing Summary	FY 2009 Actual	FY 2010 Adopted	FY 2011 Continuation	FY 2011 Issues	FY 2011 Budget	FY 2012 Budget
Tax Collector	86.00	86.00	86.00	-	86.00	86.00
Total Full-Time Equivalents (FTE)	86.00	86.00	86.00	-	86.00	86.00

Notes:

This Board budget allocation is not the entire Tax Collector's budget, but only the portion relative to statutorily charged commissions paid by the County.

The major variances for the FY 2011 Tax Collector budget are as follows:

Increases to Program Funding:

1. This budget reflects estimated commission payments associated with the collection of ad valorem taxes. In addition to property taxes levied by the County, according to Florida Statutes, the County is responsible for all commissions with the School Board ad valorem assessments. Commissions are anticipated to increase slightly due to the School Board raising property taxes to meet the statutory local required effort established by the Florida Legislature. This is offset by the County's decrease in payment associated with the \$1.8 million reduction in property taxes.

**Leon County Government
Fiscal Year 2011 Budget**

Constitutional

Tax Collector - Elections (060-520-586)

Budgetary Costs	FY 2009 Actual	FY 2010 Adopted	FY 2011 Continuation	FY 2011 Issues	FY 2011 Budget	FY 2012 Budget
Constitutional Payments	202,201	-	-	-	-	-
Total Budgetary Costs	202,201	-	-	-	-	-
<hr/>						
Funding Sources	FY 2009 Actual	FY 2010 Adopted	FY 2011 Continuation	FY 2011 Issues	FY 2011 Budget	FY 2012 Budget
060 Supervisor of Elections	202,201	-	-	-	-	-
Total Revenues	202,201	-	-	-	-	-

**Leon County Government
Fiscal Year 2011 Budget**

Constitutional

Tax Collector - Tax Collector (123-513-586)

Budgetary Costs	FY 2009 Actual	FY 2010 Adopted	FY 2011 Continuation	FY 2011 Issues	FY 2011 Budget	FY 2012 Budget
Constitutional Payments	18,188	16,883	17,389	-	17,389	17,910
Total Budgetary Costs	18,188	16,883	17,389	-	17,389	17,910
Funding Sources	FY 2009 Actual	FY 2010 Adopted	FY 2011 Continuation	FY 2011 Issues	FY 2011 Budget	FY 2012 Budget
123 Stormwater Utility	18,188	16,883	17,389	-	17,389	17,910
Total Revenues	18,188	16,883	17,389	-	17,389	17,910

Notes:

The budget reflects estimated commission payments associated with the collection of the non ad valorem stormwater assessment set at \$20 per single family equivalent amount of impervious area.

**Leon County Government
Fiscal Year 2011 Budget**

Constitutional

Tax Collector - Tax Collector (135-513-586)

Budgetary Costs	FY 2009 Actual	FY 2010 Adopted	FY 2011 Continuation	FY 2011 Issues	FY 2011 Budget	FY 2012 Budget
Constitutional Payments	164,900	173,150	143,424	-	143,424	144,858
Total Budgetary Costs	164,900	173,150	143,424	-	143,424	144,858
Funding Sources	FY 2009 Actual	FY 2010 Adopted	FY 2011 Continuation	FY 2011 Issues	FY 2011 Budget	FY 2012 Budget
135 Emergency Medical Services MSTU	164,900	173,150	143,424	-	143,424	144,858
Total Revenues	164,900	173,150	143,424	-	143,424	144,858

Notes:

The budget reflects estimated commission payments associated with the collection of Emergency Medical Services MSTU ad valorem taxes.

**Leon County Government
Fiscal Year 2011 Budget**

Constitutional

Tax Collector - Tax Collector (145-513-586)

Budgetary Costs	FY 2009 Actual	FY 2010 Adopted	FY 2011 Continuation	FY 2011 Issues	FY 2011 Budget	FY 2012 Budget
Constitutional Payments	-	-	37,244	-	37,244	18,264
Total Budgetary Costs	-	-	37,244	-	37,244	18,264

Funding Sources	FY 2009 Actual	FY 2010 Adopted	FY 2011 Continuation	FY 2011 Issues	FY 2011 Budget	FY 2012 Budget
145 Fire Services MSTU	-	-	37,244	-	37,244	18,264
Total Revenues	-	-	37,244	-	37,244	18,264

Notes:

The budget reflects estimated commission payments associated with the collection of the non ad valorem fire service assessment fee.

**Leon County Government
Fiscal Year 2011 Budget**

Constitutional

Tax Collector - Tax Collector (162-513-586)

Budgetary Costs	FY 2009 Actual	FY 2010 Adopted	FY 2011 Continuation	FY 2011 Issues	FY 2011 Budget	FY 2012 Budget
Constitutional Payments	4,898	6,700	5,700	-	5,700	6,300
Total Budgetary Costs	4,898	6,700	5,700	-	5,700	6,300
Funding Sources	FY 2009 Actual	FY 2010 Adopted	FY 2011 Continuation	FY 2011 Issues	FY 2011 Budget	FY 2012 Budget
162 County Accepted Roadways and Drainage Systems Program (CARDS) (162)	4,898	6,700	5,700	-	5,700	6,300
Total Revenues	4,898	6,700	5,700	-	5,700	6,300

Notes:

The budget reflects estimated commission payments associated with the collection of the special assessments on subdivision lots associated with County infrastructure improvements, primarily roadway and associated stormwater improvements.

**Leon County Government
Fiscal Year 2011 Budget**

Constitutional

Tax Collector - Tax Collector (164-513-586)

Budgetary Costs	FY 2009 Actual	FY 2010 Adopted	FY 2011 Continuation	FY 2011 Issues	FY 2011 Budget	FY 2012 Budget
Constitutional Payments	4,575	5,000	5,000	-	5,000	5,000
Total Budgetary Costs	4,575	5,000	5,000	-	5,000	5,000
Funding Sources	FY 2009 Actual	FY 2010 Adopted	FY 2011 Continuation	FY 2011 Issues	FY 2011 Budget	FY 2012 Budget
164 Special Assessment - Killearn Lakes Units I and II Sewer	4,575	5,000	5,000	-	5,000	5,000
Total Revenues	4,575	5,000	5,000	-	5,000	5,000

Notes:

The budget reflects estimated commission payments associated with the collection of a special assessment for the City of Tallahassee Sewer Department "readiness to serve charge" for the City sewer system constructed by the County in Killearn Lakes Units I and II.

**Leon County Government
Fiscal Year 2011 Budget**

Constitutional

Tax Collector - Tax Collector (401-513-586)

Budgetary Costs	FY 2009 Actual	FY 2010 Adopted	FY 2011 Continuation	FY 2011 Issues	FY 2011 Budget	FY 2012 Budget
Constitutional Payments	28,556	28,139	28,983	-	28,983	29,852
Total Budgetary Costs	28,556	28,139	28,983	-	28,983	29,852
Funding Sources	FY 2009 Actual	FY 2010 Adopted	FY 2011 Continuation	FY 2011 Issues	FY 2011 Budget	FY 2012 Budget
401 Solid Waste	28,556	28,139	28,983	-	28,983	29,852
Total Revenues	28,556	28,139	28,983	-	28,983	29,852

Notes:

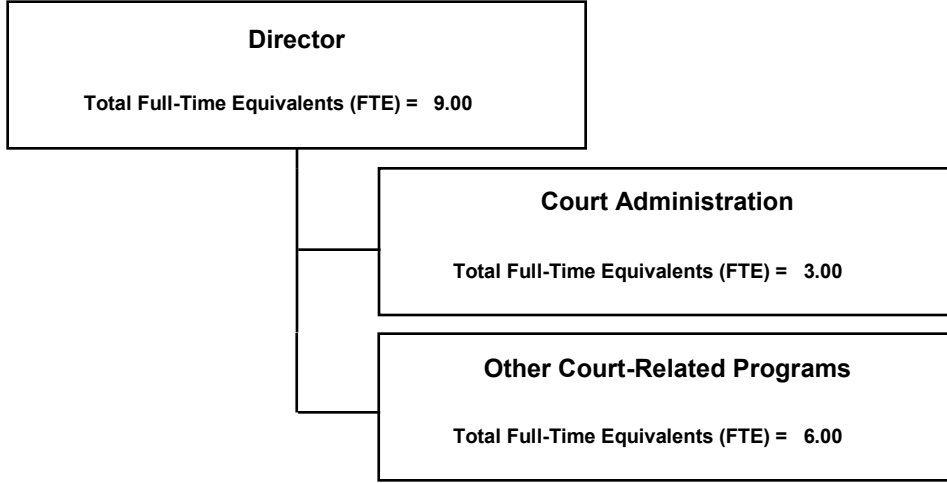
The budget reflects estimated commission payments associated with the collection of the unincorporated area non ad valorem assessment of \$40 for solid waste disposal.



Judicial

Organizational Chart	12 -2
Executive Summary	12 -3
Judicial Summary	12 -4
Court Administration	12 -5
State Attorney	12 -10
Public Defender	12 -16
Other Court-Related Programs	12 -21
Guardian Ad Litem	12 -32

Judicial



Judicial

Executive Summary

The Judicial section of the Leon County FY 2011 Annual Budget is comprised of Court Administration and Other Court Related Programs, the State Attorney, and the Public Defender.

Court Administration protects rights and liberties, upholds and interprets the law, and provides for the peaceful resolution of disputes for citizens of Leon County and other surrounding counties in the 2nd Judicial Circuit. Additionally, Court Administration is responsible for court reporting, the law library, family law assistance program, family visitation program, mediation, teen court, non-conflict attorney, detention review coordination, mental health coordination, and indigent probate services. The State Attorney prosecutes all criminal cases in the 2nd Judicial Circuit for the punishment of crimes and the safety and protection of the public. The Public Defender's office provides quality legal representation to all indigents charged with criminal offenses.

HIGHLIGHTS

Detention Intervention numbers have declined due to more defendants being sentenced to probation, resulting in a decreased jail population.

Mental Health Coordination has been modified to provide a more comprehensive mental health program in the criminal judicial system. As a result of earlier identification, many defendants are released from the Leon County Jail without having to be seen or assessed by the jail's mental health team. Options for earlier release include: (1) ordered to a community psychiatric facility for care; (2) placement on Mental Health pretrial release; or (3) placement on a conditional release. The programs associated with these options are Mental Health Pretrial Release, County and Circuit Mental Health Probation, Misdemeanor and Felony Mental Health Court, and Community Competency Restoration (CCR). The CCR program provides in-home training and support services to defendants who would otherwise spend the time in jail or a mental facility.

The State Attorney's Office will receive and handle approximately 5,000 felony referrals, 19,000 misdemeanor referrals and 1,500 juvenile referrals in FY 2011. The State Attorney Office continues to provide efficient and effective prosecution and dispositions of all felony, misdemeanor, and Juvenile criminal cases referred. The County continues to provide additional funding support in the amount of \$37,000 for first appearance attorneys to assist in reducing the jail population.

The Public Defender's Office estimated a total of 13,292 cases will be closed in FY 2011. The Public Defender's office continues to provide quality legal representation to all indigents charged with criminal offenses. The County continues to provide additional funding support in the amount of \$37,000 for first appearance attorneys to assist in reducing the jail population.

Teen Court continues to be one of the most successful and cost effective juvenile diversion programs. The FY 2011 Teen Court's performance measures estimates have been amended to provide more meaningful performance data and to accurately reflect Teen Court outcomes. The recidivism rate, a key indicator of the program's success, will be reported on graduates that re-offend within one year of completing the program.

Guardian Ad Litem advocates for the best interest of children who are abused, neglected, or abandoned, and who are involved in court proceedings. In FY 2011, Guardian Ad Litem will represent approximately 898 children who are residents of Leon County.

**Leon County Government
Fiscal Year 2011 Budget**

Judicial

Budgetary Costs	FY 2009 Actual	FY 2010 Adopted	FY 2011 Continuation	FY 2011 Issues	FY 2011 Budget	FY 2012 Budget
Personnel Services	537,650	612,250	571,984	-	571,984	595,924
Operating	255,165	304,634	303,175	7,516	310,691	306,913
Capital Outlay	36,340	82,679	66,690	-	66,690	68,020
Grants-in-Aid	176,500	188,977	188,062	-	188,062	187,078
Total Budgetary Costs	1,005,655	1,188,540	1,129,911	7,516	1,137,427	1,157,935
Appropriations	FY 2009 Actual	FY 2010 Adopted	FY 2011 Continuation	FY 2011 Issues	FY 2011 Budget	FY 2012 Budget
Court Administration	188,146	188,640	192,527	-	192,527	200,442
State Attorney	119,225	122,031	121,676	-	121,676	121,676
Public Defender	137,952	140,025	140,200	-	140,200	140,200
Other Court-Related Programs	544,570	717,193	654,947	7,516	662,463	675,056
Guardian Ad Litem	15,762	20,651	20,561	-	20,561	20,561
Total Budget	1,005,655	1,188,540	1,129,911	7,516	1,137,427	1,157,935
Funding Sources	FY 2009 Actual	FY 2010 Adopted	FY 2011 Continuation	FY 2011 Issues	FY 2011 Budget	FY 2012 Budget
001 General Fund	203,908	209,291	213,088	-	213,088	221,003
110 Fine and Forfeiture	363,300	358,041	373,850	-	373,850	372,520
113 Law Library Trust	30,782	-	-	-	-	-
114 Family Law Legal Services	154,027	189,592	111,442	2,400	113,842	118,591
117 Judicial Programs	253,638	431,616	431,531	5,116	436,647	445,821
Total Revenues	1,005,655	1,188,540	1,129,911	7,516	1,137,427	1,157,935
Staffing Summary	FY 2009 Actual	FY 2010 Adopted	FY 2011 Continuation	FY 2011 Issues	FY 2011 Budget	FY 2012 Budget
Court Administration	3.00	3.00	3.00	-	3.00	3.00
Other Court-Related Programs	8.00	7.50	6.00	-	6.00	6.00
Total Full-Time Equivalentents (FTE)	11.00	10.50	9.00	-	9.00	9.00

**Leon County Government
Fiscal Year 2011 Budget**

**Judicial
Court Administration Summary**

Budgetary Costs	FY 2009 Actual	FY 2010 Adopted	FY 2011 Continuation	FY 2011 Issues	FY 2011 Budget	FY 2012 Budget
Personnel Services	156,247	159,178	164,370	-	164,370	172,285
Operating	31,899	29,462	28,157	-	28,157	28,157
Total Budgetary Costs	188,146	188,640	192,527	-	192,527	200,442
Appropriations	FY 2009 Actual	FY 2010 Adopted	FY 2011 Continuation	FY 2011 Issues	FY 2011 Budget	FY 2012 Budget
Court Administration (001-540-601)	158,641	188,640	192,527	-	192,527	200,442
Court Information Systems (001-540-713)	11,887	-	-	-	-	-
Court Operating (001-540-719)	17,618	-	-	-	-	-
Total Budget	188,146	188,640	192,527	-	192,527	200,442
Funding Sources	FY 2009 Actual	FY 2010 Adopted	FY 2011 Continuation	FY 2011 Issues	FY 2011 Budget	FY 2012 Budget
001 General Fund	188,146	188,640	192,527	-	192,527	200,442
Total Revenues	188,146	188,640	192,527	-	192,527	200,442
Staffing Summary	FY 2009 Actual	FY 2010 Adopted	FY 2011 Continuation	FY 2011 Issues	FY 2011 Budget	FY 2012 Budget
Court Administration	3.00	3.00	3.00	-	3.00	3.00
Total Full-Time Equivalents (FTE)	3.00	3.00	3.00	-	3.00	3.00

Judicial

Court Administration - Court Administration (001-540-601)

Goals

The goal of the Office of Court Administration's Mental Health Coordinator and Detention Review Coordinator is to provide case management and intervention in the case processing of defendants in the Leon County Jail and other facilities in order to reduce delays in case disposition and/or defendant release.

Objectives

Mental Health Coordinator

1. Performs early identification; screening of all persons arrested and booked into the Leon County Jail, and attends First Appearance court.
2. Provides case management services for all identified mentally ill defendants with criminal charges pending in Leon County.
3. Reviews, enhances and coordinates follow up mental health services available in the Leon County Jail and acts as court liaison for mental health issues with all outside vendors.

Detention Review Coordinator

1. Performs case management and reviews of all jailed felony defendants, traffic and misdemeanor defendants.
2. Performs bi-weekly case management and review of all felony technical probation violators.
3. Serves as Court Liaison for jail population review and management with all outside agencies.

Statutory Responsibilities

Florida Constitution; Florida Statutes, Chapters 29 "Court System Funding" *Chapter 34 "County Courts" *Chapter 38 "Judges: General Provisions" *Chapter 39 "Judicial: Proceedings Relating to Children" *Chapter 40 "Jurors & Payment of Jurors & Witnesses" *Chapter 43 "General Provisions: Courts"

Advisory Board

Forensic Mental Health Workgroup; Baker Act Screening Committee; Partners in Crisis and Mental Health Workgroup; Criminal Justice Coordinating Committee; Public Safety Coordinating Council; Justice Information System Users Group, and attendant Mental Health Advisory Board

Performance Measures

Performance Measures	FY 2008 Actual	FY 2009 Actual	FY 2010 Estimate	FY 2011 Estimate
# of Jail Beds Avoided Due to Detention Review Coordinator Intervention ¹	25,206	N/A	N/A	N/A
# of Jail Beds Avoided Due to Felony Violators of Probation Rocket Docket ²	383	27,021	30,405	30,405
Estimated Cost Avoidance Due to Detention Review Coordination (millions)	N/A	\$1.48	\$1.66	1.66
# of Jail Beds Avoided Due to Mental Health Coordinator Intervention ³	26,856	26,327	26,500	26,500
Estimated Cost Avoidance Due to Mental Health Coordination (millions) ³	N/A	\$1.45	\$1.50	\$1.50
# of Mental Health Pretrial Release Defendants Served ³	N/A	99	100	100
# of Mental Health Probation Defendants Served ³	N/A	44	50	50
# of Mental Health Court Defendants Served (Felony and Misdemeanor) ³	N/A	361	375	375
# of Defendants Ordered to a Psychiatric Facility for Stabilization ³	N/A	34	40	40
# of Defendants Committed to a State Forensic Facility ³	N/A	58	65	65
Average # of Days to DCF Commitment Prior to Mental Health Court ³	N/A	112	105	105
Average # of Days to DCF Commitment Since Mental Health Court ³	N/A	56	50	50
# of Community Competency Restoration Defendants Served ³	N/A	28	30	30
# of Mentally Ill Inmates Screened for Needs ¹	2,836	N/A	N/A	N/A

Notes:

Detention Review Coordinator (DRC)

1. The performance measure Number of Beds Avoided Due to Detention Review Coordinator Intervention will no longer be reported, as the main focus of the DRC remains on the violation of probation (VOP) beds. This measure explains the impact and success of the program, as it subsequently measures the monetary savings to Leon County through each bed saved.

2. Last year it was indicated that the numbers of beds avoided due to Felony Violators of Probation were decreasing. In fact, it appears that the number of beds avoided due to VOP Rocket Docket is increasing. More defendants are being sentenced to Probation, explaining the decrease in overall Jail Population. Because of that fact, the tendency of more persons to violate probation has increased. Additionally, the extremely low numbers for FY08 account for only one category of Felony VOPs being reported at that time.

Mental Health Coordinator (MHC)

3. As noted in last year's budget report, the Mental Health Coordinator's performance measures have been modified as a result of the Criminal Justice Mental Health and Substance Abuse Reinvestment Grant. Through the Reinvestment Grant, the Mental Health Coordinator has worked with other Leon County programs and community agencies to develop and implement a more comprehensive mental health program in the criminal justice system. These programs include: Mental Health Pretrial Release, County and Circuit Mental Health Probation, Misdemeanor and Felony Mental Health Court, and a Community Competency Restoration (CCR) program. The CCR program provides in-home training and support services to defendants, who would otherwise spend this time in jail or a mental facility.

**Leon County Government
Fiscal Year 2011 Budget**

Judicial

Court Administration - Court Administration (001-540-601)

Budgetary Costs	FY 2009 Actual	FY 2010 Adopted	FY 2011 Continuation	FY 2011 Issues	FY 2011 Budget	FY 2012 Budget
Personnel Services	156,247	159,178	164,370	-	164,370	172,285
Operating	2,394	29,462	28,157	-	28,157	28,157
Total Budgetary Costs	<u>158,641</u>	<u>188,640</u>	<u>192,527</u>	<u>-</u>	<u>192,527</u>	<u>200,442</u>
Funding Sources	FY 2009 Actual	FY 2010 Adopted	FY 2011 Continuation	FY 2011 Issues	FY 2011 Budget	FY 2012 Budget
001 General Fund	158,641	188,640	192,527	-	192,527	200,442
Total Revenues	<u>158,641</u>	<u>188,640</u>	<u>192,527</u>	<u>-</u>	<u>192,527</u>	<u>200,442</u>
Staffing Summary	FY 2009 Actual	FY 2010 Adopted	FY 2011 Continuation	FY 2011 Issues	FY 2011 Budget	FY 2012 Budget
Detention Review Coordinator	1.00	1.00	1.00	-	1.00	1.00
Court Mental Health Coordinator	1.00	1.00	1.00	-	1.00	1.00
Clerical Assistant	1.00	1.00	1.00	-	1.00	1.00
Total Full-Time Equivalents (FTE)	<u>3.00</u>	<u>3.00</u>	<u>3.00</u>	<u>-</u>	<u>3.00</u>	<u>3.00</u>

Notes:

The major variances for the FY 2011 Court Administration budget are as follows:

Increases to Program Funding:

1. Increase reflects Florida Retirement System, Health Insurance and the remainder of the Cost of Living Adjustment approved by the Board effective April 1, 2010.

Decreases to Program Funding:

1. Communication phone system costs in the amount of \$1,845.
2. Costs associated with workers' compensation.

**Leon County Government
Fiscal Year 2011 Budget**

Judicial

Court Administration - Court Information Systems (001-540-713)

Budgetary Costs	FY 2009 Actual	FY 2010 Adopted	FY 2011 Continuation	FY 2011 Issues	FY 2011 Budget	FY 2012 Budget
Operating	11,887	-	-	-	-	-
Total Budgetary Costs	11,887	-	-	-	-	-
Funding Sources	FY 2009 Actual	FY 2010 Adopted	FY 2011 Continuation	FY 2011 Issues	FY 2011 Budget	FY 2012 Budget
001 General Fund	11,887	-	-	-	-	-
Total Revenues	11,887	-	-	-	-	-

Notes:

In FY08 new reporting requirements for Article V entities were implemented. The FY09 Actuals depict the total amount funded by the County for Article V court information systems. These expenses are currently funded in the Court Administration's operating budget and the actual expenses will be reported separately each year.

**Leon County Government
Fiscal Year 2011 Budget**

Judicial

Court Administration - Court Operating (001-540-719)

Budgetary Costs	FY 2009 Actual	FY 2010 Adopted	FY 2011 Continuation	FY 2011 Issues	FY 2011 Budget	FY 2012 Budget
Operating	17,618	-	-	-	-	-
Total Budgetary Costs	17,618	-	-	-	-	-
Funding Sources	FY 2009 Actual	FY 2010 Adopted	FY 2011 Continuation	FY 2011 Issues	FY 2011 Budget	FY 2012 Budget
001 General Fund	17,618	-	-	-	-	-
Total Revenues	17,618	-	-	-	-	-

Notes:

In FY08 new reporting requirements for Article V entities were implemented. The FY09 Actuals depict the total amount funded by the County for Article V other operating costs. These expenses are currently funded in the Court Administration's operating budget and the actual expenses will be reported separately each year.

**Leon County Government
Fiscal Year 2011 Budget**

**Judicial
State Attorney Summary**

Budgetary Costs	FY 2009 Actual	FY 2010 Adopted	FY 2011 Continuation	FY 2011 Issues	FY 2011 Budget	FY 2012 Budget
Personnel Services	37,000	37,000	37,000	-	37,000	37,000
Operating	82,225	85,031	84,676	-	84,676	84,676
Total Budgetary Costs	119,225	122,031	121,676	-	121,676	121,676
<hr/>						
Appropriations	FY 2009 Actual	FY 2010 Adopted	FY 2011 Continuation	FY 2011 Issues	FY 2011 Budget	FY 2012 Budget
State Attorney (110-532-602)	37,000	122,031	121,676	-	121,676	121,676
State Attorney (110-532-712)	1,254	-	-	-	-	-
State Attorney (110-532-713)	22,856	-	-	-	-	-
State Attorney (110-532-719)	58,115	-	-	-	-	-
Total Budget	119,225	122,031	121,676	-	121,676	121,676
<hr/>						
Funding Sources	FY 2009 Actual	FY 2010 Adopted	FY 2011 Continuation	FY 2011 Issues	FY 2011 Budget	FY 2012 Budget
110 Fine and Forfeiture	119,225	122,031	121,676	-	121,676	121,676
Total Revenues	119,225	122,031	121,676	-	121,676	121,676

Judicial

State Attorney - State Attorney (110-532-602)

Goals

The mission of the State Attorney is seeking justice for Florida by the efficient and effective prosecution and disposition of all felony, misdemeanor and Juvenile criminal cases referred.

Objectives

1. Provide personnel and procedures to perform all duties and functions for intake, investigation, and prosecution of motions to which the State is a party.
2. Setting up and maintaining date and time for the Grand Jury to meet and providing a legal advisor.
3. Assist all law enforcement agencies with legal and investigative assistance upon request concerning any crime that has happened in the Second Judicial Circuit.
4. Represent the State of Florida in all suits, applications, civil, and criminal motions to which the State is a party.

Statutory Responsibilities

Florida Statutes 27 and 29.008

Advisory Board

None

Performance Measures

Performance Measures	FY 2008 Actual	FY 2009 Actual	FY 2010 Estimate	FY 2011 Estimate
# of Felony Cases filed	3,240	3,411	5,000	5,000
# of Juvenile Cases filed	1,105	1,186	1,500	1,500
# of Misdemeanor Cases filed	12,660	11,947	19,000	19,000
# of Worthless Check Cases filed	2,350	1,959	2,750	2,700

**Leon County Government
Fiscal Year 2011 Budget**

Judicial

State Attorney - State Attorney (110-532-602)

Budgetary Costs	FY 2009 Actual	FY 2010 Adopted	FY 2011 Continuation	FY 2011 Issues	FY 2011 Budget	FY 2012 Budget
Personnel Services	37,000	37,000	37,000	-	37,000	37,000
Operating	-	85,031	84,676	-	84,676	84,676
Total Budgetary Costs	37,000	122,031	121,676	-	121,676	121,676
<hr/>						
Funding Sources	FY 2009 Actual	FY 2010 Adopted	FY 2011 Continuation	FY 2011 Issues	FY 2011 Budget	FY 2012 Budget
110 Fine and Forfeiture	37,000	122,031	121,676	-	121,676	121,676
Total Revenues	37,000	122,031	121,676	-	121,676	121,676

Notes:

The major variances for the FY 2011 State Attorney budget are as follows:

Decreases to Program Funding:

1. Communication phone system costs in the amount of \$355.

**Leon County Government
Fiscal Year 2011 Budget**

Judicial

State Attorney - State Attorney (110-532-712)

Budgetary Costs	FY 2009 Actual	FY 2010 Adopted	FY 2011 Continuation	FY 2011 Issues	FY 2011 Budget	FY 2012 Budget
Operating	1,254	-	-	-	-	-
Total Budgetary Costs	1,254	-	-	-	-	-
Funding Sources	FY 2009 Actual	FY 2010 Adopted	FY 2011 Continuation	FY 2011 Issues	FY 2011 Budget	FY 2012 Budget
110 Fine and Forfeiture	1,254	-	-	-	-	-
Total Revenues	1,254	-	-	-	-	-

Notes:

In FY08 new reporting requirements for Article V entities were implemented. The FY09 Actuals depict the total amount funded by the County for Article V courthouse facilities. The maintenance expenses are currently funded in the State Attorney's operating budget and the actual expenses will be reported separately each year.

**Leon County Government
Fiscal Year 2011 Budget**

Judicial

State Attorney - State Attorney (110-532-713)

Budgetary Costs	FY 2009 Actual	FY 2010 Adopted	FY 2011 Continuation	FY 2011 Issues	FY 2011 Budget	FY 2012 Budget
Operating	22,856	-	-	-	-	-
Total Budgetary Costs	22,856	-	-	-	-	-
Funding Sources	FY 2009 Actual	FY 2010 Adopted	FY 2011 Continuation	FY 2011 Issues	FY 2011 Budget	FY 2012 Budget
110 Fine and Forfeiture	22,856	-	-	-	-	-
Total Revenues	22,856	-	-	-	-	-

Notes:

In FY08 new reporting requirements for Article V entities were implemented. The FY09 Actuals depict the total amount funded by the County for Article V information systems. The communications and phone system expenses are currently funded in the State Attorney's operating budget and the actual expenses will be reported separately each year.

**Leon County Government
Fiscal Year 2011 Budget**

Judicial

State Attorney - State Attorney (110-532-719)

Budgetary Costs	FY 2009 Actual	FY 2010 Adopted	FY 2011 Continuation	FY 2011 Issues	FY 2011 Budget	FY 2012 Budget
Operating	58,115	-	-	-	-	-
Total Budgetary Costs	58,115	-	-	-	-	-
Funding Sources	FY 2009 Actual	FY 2010 Adopted	FY 2011 Continuation	FY 2011 Issues	FY 2011 Budget	FY 2012 Budget
110 Fine and Forfeiture	58,115	-	-	-	-	-
Total Revenues	58,115	-	-	-	-	-

Notes:

In FY08 new reporting requirements for Article V entities were implemented. The FY09 Actuals depict the total amount funded by the County for Article V other operating costs. These other court operating expenses are currently funded in the State Attorney's operating budget and the actual expenses will be reported separately each year.

**Leon County Government
Fiscal Year 2011 Budget**

**Judicial
Public Defender Summary**

Budgetary Costs	FY 2009 Actual	FY 2010 Adopted	FY 2011 Continuation	FY 2011 Issues	FY 2011 Budget	FY 2012 Budget
Personnel Services	37,000	37,000	37,000	-	37,000	37,000
Operating	100,952	103,025	103,200	-	103,200	103,200
Total Budgetary Costs	<u>137,952</u>	<u>140,025</u>	<u>140,200</u>	<u>-</u>	<u>140,200</u>	<u>140,200</u>
Appropriations	FY 2009 Actual	FY 2010 Adopted	FY 2011 Continuation	FY 2011 Issues	FY 2011 Budget	FY 2012 Budget
Public Defender (110-533-603)	37,045	140,025	140,200	-	140,200	140,200
Public Defender (110-533-713)	35,607	-	-	-	-	-
Public Defender (110-533-719)	65,300	-	-	-	-	-
Total Budget	<u>137,952</u>	<u>140,025</u>	<u>140,200</u>	<u>-</u>	<u>140,200</u>	<u>140,200</u>
Funding Sources	FY 2009 Actual	FY 2010 Adopted	FY 2011 Continuation	FY 2011 Issues	FY 2011 Budget	FY 2012 Budget
110 Fine and Forfeiture	137,952	140,025	140,200	-	140,200	140,200
Total Revenues	<u>137,952</u>	<u>140,025</u>	<u>140,200</u>	<u>-</u>	<u>140,200</u>	<u>140,200</u>

Judicial

Public Defender - Public Defender (110-533-603)

Goals

The Public Defender protects the constitutional and statutory rights of all citizens through the effective criminal legal representation of court appointed clients.

Objectives

1. Represent indigent clients charged with criminal offenses filed in Circuit, County, Juvenile, and Traffic Court.
2. Represent indigent clients with cases on appeal to the First District Court of Appeal.
3. Represent indigent clients in civil commitment proceedings under the Jimmy Ryce Act and the Baker Act.

Statutory Responsibilities

Florida Statute, Chapter 27.51 and Florida Statute 29.008

Advisory Board

None

Performance Measures

Performance Measures	FY 2008 Actual	FY 2009 Actual	FY 2010 Estimate	FY 2011 Estimate
# of Total Appointed/Reopened cases	14,143	14,065	16,755	16,922
# of Cases Pled	7,372	7,554	8,721	8,808
# of Nolle Prossed/Dismissed Cases	1,959	2,289	3,000	3,000
# of Total Cases Closed	11,757	12,283	13,517	13,292
% of Total Incarcerated Clients Contacted within 3 days	86%	84%	98%	99%
# of Total Cases Closed within Speedy Trial Time Frame	11,757	12,283	13,513	13,292
# of Substantiated Bar Grievances	0	0	0	0
# of Appellate Clients Represented	1,300	1,125	1,517	1,593
# of Appellate Briefs Filed	1,250	1,224	1,463	1,536

Notes:

In FY09, the Public Defender had an unexpected decrease in the number of indigent cases rather than an increase. This anomaly was seen on a national level. However, in FY10 there was an upturn in the number cases and the trend is expected to continue as the weak economy continues.

**Leon County Government
Fiscal Year 2011 Budget**

Judicial

Public Defender - Public Defender (110-533-603)

Budgetary Costs	FY 2009 Actual	FY 2010 Adopted	FY 2011 Continuation	FY 2011 Issues	FY 2011 Budget	FY 2012 Budget
Personnel Services	37,000	37,000	37,000	-	37,000	37,000
Operating	45	103,025	103,200	-	103,200	103,200
Total Budgetary Costs	37,045	140,025	140,200	-	140,200	140,200
Funding Sources	FY 2009 Actual	FY 2010 Adopted	FY 2011 Continuation	FY 2011 Issues	FY 2011 Budget	FY 2012 Budget
110 Fine and Forfeiture	37,045	140,025	140,200	-	140,200	140,200
Total Revenues	37,045	140,025	140,200	-	140,200	140,200

Notes:

The major variances for the FY 2011 Public Defender budget are as follows:

Increases to Program Funding:

1. Communication phone system costs in the amount of \$175.

**Leon County Government
Fiscal Year 2011 Budget**

Judicial

Public Defender - Public Defender (110-533-713)

Budgetary Costs	FY 2009 Actual	FY 2010 Adopted	FY 2011 Continuation	FY 2011 Issues	FY 2011 Budget	FY 2012 Budget
Operating	35,607	-	-	-	-	-
Total Budgetary Costs	35,607	-	-	-	-	-
Funding Sources	FY 2009 Actual	FY 2010 Adopted	FY 2011 Continuation	FY 2011 Issues	FY 2011 Budget	FY 2012 Budget
110 Fine and Forfeiture	35,607	-	-	-	-	-
Total Revenues	35,607	-	-	-	-	-

Notes:

In FY08 new reporting requirements for Article V entities were implemented. The FY09 Actuals depict the total amount funded by the County for Article V information systems. The communications and phone systems expenses are currently funded in the Public Defender's operating budget and the actual expenses will be reported separately each year.

**Leon County Government
Fiscal Year 2011 Budget**

Judicial

Public Defender - Public Defender (110-533-719)

Budgetary Costs	FY 2009 Actual	FY 2010 Adopted	FY 2011 Continuation	FY 2011 Issues	FY 2011 Budget	FY 2012 Budget
Operating	65,300	-	-	-	-	-
Total Budgetary Costs	65,300	-	-	-	-	-
Funding Sources	FY 2009 Actual	FY 2010 Adopted	FY 2011 Continuation	FY 2011 Issues	FY 2011 Budget	FY 2012 Budget
110 Fine and Forfeiture	65,300	-	-	-	-	-
Total Revenues	65,300	-	-	-	-	-

Notes:

In FY08 new reporting requirements for Article V entities were implemented. The FY09 Actuals depict the total amount funded by the County for Article V other operating costs. These other court operating expenses are currently funded in the Public Defender's operating budget and the actual expenses will be reported separately each year.

**Leon County Government
Fiscal Year 2011 Budget**

**Judicial
Other Court-Related Programs Summary**

Budgetary Costs	FY 2009 Actual	FY 2010 Adopted	FY 2011 Continuation	FY 2011 Issues	FY 2011 Budget	FY 2012 Budget
Personnel Services	307,403	379,072	333,614	-	333,614	349,639
Operating	24,327	66,465	66,581	7,516	74,097	70,319
Capital Outlay	36,340	82,679	66,690	-	66,690	68,020
Grants-in-Aid	176,500	188,977	188,062	-	188,062	187,078
Total Budgetary Costs	<u>544,570</u>	<u>717,193</u>	<u>654,947</u>	<u>7,516</u>	<u>662,463</u>	<u>675,056</u>
Appropriations	FY 2009 Actual	FY 2010 Adopted	FY 2011 Continuation	FY 2011 Issues	FY 2011 Budget	FY 2012 Budget
Alternative Juvenile Programs (117-509-569)	69,816	83,755	85,320	-	85,320	88,063
Court Admin Jud Prgs- Law Library (113-546-714)	30,782	-	-	-	-	-
Court Administration - Teen Court (114-586-662)	154,027	189,592	111,442	2,400	113,842	118,591
Judicial Programs/Article V (117-548-601)	23,436	-	-	-	-	-
Judicial Programs/Article V (117-548-662)	84,451	182,503	212,831	5,116	217,947	221,718
Law Library (117-546-714)	5,558	82,679	66,690	-	66,690	68,020
Legal Aid - Court (117-555-715)	70,377	82,679	66,690	-	66,690	68,020
Legal Aid (110-555-564)	106,123	-	-	-	-	-
Legal Aid (110-555-715)	-	95,985	111,974	-	111,974	110,644
Total Budget	<u>544,570</u>	<u>717,193</u>	<u>654,947</u>	<u>7,516</u>	<u>662,463</u>	<u>675,056</u>
Funding Sources	FY 2009 Actual	FY 2010 Adopted	FY 2011 Continuation	FY 2011 Issues	FY 2011 Budget	FY 2012 Budget
110 Fine and Forfeiture	106,123	95,985	111,974	-	111,974	110,644
113 Law Library Trust	30,782	-	-	-	-	-
114 Family Law Legal Services	154,027	189,592	111,442	2,400	113,842	118,591
117 Judicial Programs	253,638	431,616	431,531	5,116	436,647	445,821
Total Revenues	<u>544,570</u>	<u>717,193</u>	<u>654,947</u>	<u>7,516</u>	<u>662,463</u>	<u>675,056</u>
Staffing Summary	FY 2009 Actual	FY 2010 Adopted	FY 2011 Continuation	FY 2011 Issues	FY 2011 Budget	FY 2012 Budget
Court Administration - Teen Court	4.00	4.00	2.50	-	2.50	2.50
Alternative Juvenile Programs	1.00	1.00	1.00	-	1.00	1.00
Judicial Programs/Article V	3.00	-	-	-	-	-
Judicial Programs/Article V	-	2.50	2.50	-	2.50	2.50
Total Full-Time Equivalents (FTE)	<u>8.00</u>	<u>7.50</u>	<u>6.00</u>	<u>-</u>	<u>6.00</u>	<u>6.00</u>

**Leon County Government
Fiscal Year 2011 Budget**

Judicial

Other Court-Related Programs - Legal Aid (110-555-564)

Budgetary Costs	FY 2009 Actual	FY 2010 Adopted	FY 2011 Continuation	FY 2011 Issues	FY 2011 Budget	FY 2012 Budget
Grants-in-Aid	106,123	-	-	-	-	-
Total Budgetary Costs	106,123	-	-	-	-	-
<hr/>						
Funding Sources	FY 2009 Actual	FY 2010 Adopted	FY 2011 Continuation	FY 2011 Issues	FY 2011 Budget	FY 2012 Budget
110 Fine and Forfeiture	106,123	-	-	-	-	-
Total Revenues	106,123	-	-	-	-	-

**Leon County Government
Fiscal Year 2011 Budget**

Judicial

Other Court-Related Programs - Legal Aid (110-555-715)

Budgetary Costs	FY 2009 Actual	FY 2010 Adopted	FY 2011 Continuation	FY 2011 Issues	FY 2011 Budget	FY 2012 Budget
Grants-in-Aid	-	95,985	111,974	-	111,974	110,644
Total Budgetary Costs	-	95,985	111,974	-	111,974	110,644
Funding Sources	FY 2009 Actual	FY 2010 Adopted	FY 2011 Continuation	FY 2011 Issues	FY 2011 Budget	FY 2012 Budget
110 Fine and Forfeiture	-	95,985	111,974	-	111,974	110,644
Total Revenues	-	95,985	111,974	-	111,974	110,644

Notes:

The major variances for the FY 2011 Other Court-Related Programs - Legal Aid budget is as follows:

Increases to Program Funding:

1. Contractual costs for legal aid services in the amount of \$15,989. These costs were transferred from legal aid funded by the \$65 criminal violation court costs due to a decline in this revenue source. Overall funding for legal aid remained level.

**Leon County Government
Fiscal Year 2011 Budget**

Judicial

Other Court-Related Programs - Court Admin Jud Prgs- Law Library (113-546-714)

Budgetary Costs	FY 2009 Actual	FY 2010 Adopted	FY 2011 Continuation	FY 2011 Issues	FY 2011 Budget	FY 2012 Budget
Capital Outlay	30,782	-	-	-	-	-
Total Budgetary Costs	30,782	-	-	-	-	-
<hr/>						
Funding Sources	FY 2009 Actual	FY 2010 Adopted	FY 2011 Continuation	FY 2011 Issues	FY 2011 Budget	FY 2012 Budget
113 Law Library Trust	30,782	-	-	-	-	-
Total Revenues	30,782	-	-	-	-	-

Judicial

Other Court-Related Programs - Court Administration - Teen Court (114-586-662)

Goals

The goal of Teen Court is to have clients face a jury of their peers, receive a fair and just sentence for their crime, complete the educational sanctions imposed by the Teen Court jury, learn from their mistakes, set goals for themselves, and make better decisions in the future.

Objectives

1. Provide a forum whereby youthful offenders are "sentenced" by a court of their peers.
2. Provide sanctions to offenders through sentencing hearings.
3. Provide professional, educational, and counseling services and/or referrals to clients of the program.
4. Provide training for teens to serve as prosecution and defense attorneys, as well as bailiffs, clerks and videographers.
5. Provide educational/crime prevention/victim's awareness components to clients.

Statutory Responsibilities

Florida Statutes, Chapter 938.19; Assessment of additional court costs; Leon County Ordinance Sec. 7-28(c)

Advisory Board

Teen Court is a member of the Florida Association of Teen Courts, as well as a participant in the National Youth Court Program. Collectively, Program staff participates with the Integrated Juvenile Services Staffing Team - Juvenile Assessment Center (JAC), Youth Development Council, and the 2nd Circuit Family Law Advisory Group.

Benchmarking

Benchmark Data	Leon County	Benchmark
# of Re-Offenders (Recidivism)	7.5%	6% to 9%

Source: National Association of Youth Court, 2002

Performance Measures

Performance Measures	FY 2008 Actual	FY 2009 Actual	FY 2010 Estimate	FY 2011 Estimate
# of Adults Participating in Proceedings	420	N/A	N/A	N/A
# of Cases Referred to Teen Court	210	170	93	51
# of Hours Active Officers Have Served	1,359	N/A	N/A	N/A
# of Hours Teen Volunteers Have Served as Jurors	1,538	N/A	N/A	N/A
# of Volunteer Service Hours Contributed ¹	3,395	3,912	4,260	5,069
# of Successful Completions ²	111	145	73	37
# of Re-Offenders (Recidivism) ³	N/A	N/A	11	5

Notes:

Performance measures have been amended to more accurately reflect Teen Court outcomes. The following will be measured:

1. Number of volunteer service hours contributed reflects a consolidation of the two categories: number of hours adults participate as well as the number of adults participating. The number also includes officers and jurors.
2. Number of successful completions.
3. Teen Court recidivism rates will be reported on graduates that re-offend within one year of completing the program. The initial reporting estimate in FY10 refers to FY09 cases.

Currently, Teen Court is experiencing a marked decrease in the number of participants and the number of cases referred for FY10. This is somewhat cyclical as the school year winds down. The current trend shows a decrease in the number of referrals to all Non-Judicial programs; however, Teen Court continues to receive 42-45% of all cases referred for diversion, and will begin receiving referrals through the Leon County Civil Citation Program. Therefore, Teen Court anticipates an almost immediate increase in the number of cases.

**Leon County Government
Fiscal Year 2011 Budget**

Judicial

Other Court-Related Programs - Court Administration - Teen Court (114-586-662)

Budgetary Costs	FY 2009 Actual	FY 2010 Adopted	FY 2011 Continuation	FY 2011 Issues	FY 2011 Budget	FY 2012 Budget
Personnel Services	147,648	178,995	100,678	-	100,678	105,427
Operating	6,379	10,597	10,764	2,400	13,164	13,164
Total Budgetary Costs	154,027	189,592	111,442	2,400	113,842	118,591
<hr/>						
Funding Sources	FY 2009 Actual	FY 2010 Adopted	FY 2011 Continuation	FY 2011 Issues	FY 2011 Budget	FY 2012 Budget
114 Family Law Legal Services	154,027	189,592	111,442	2,400	113,842	118,591
Total Revenues	154,027	189,592	111,442	2,400	113,842	118,591
<hr/>						
Staffing Summary	FY 2009 Actual	FY 2010 Adopted	FY 2011 Continuation	FY 2011 Issues	FY 2011 Budget	FY 2012 Budget
Administrative Asst. I	1.00	1.00	-	-	-	-
Case Coordinator	1.00	1.00	1.00	-	1.00	1.00
Volunteer Coordinator	1.00	1.00	1.00	-	1.00	1.00
Director of Teen Court	1.00	1.00	-	-	-	-
Teen Court Education Coordinator	-	-	0.50	-	0.50	0.50
Total Full-Time Equivalents (FTE)	4.00	4.00	2.50	-	2.50	2.50

Notes:

The major variances for the FY 2011 Teen Court budget are as follows:

Increases to Program Funding:

1. Contracts or other obligations for continuity of services in the amount of \$2,255.

Decreases to Program Funding:

1. The elimination of an Administrative Associate position and the reduction of a Teen Court Education Coordinator position to part-time in the amount of \$78,628.

**Leon County Government
Fiscal Year 2011 Budget**

Judicial

Other Court-Related Programs - Alternative Juvenile Programs (117-509-569)

Budgetary Costs	FY 2009 Actual	FY 2010 Adopted	FY 2011 Continuation	FY 2011 Issues	FY 2011 Budget	FY 2012 Budget
Personnel Services	68,413	71,742	74,127	-	74,127	77,748
Operating	1,403	1,700	1,795	-	1,795	1,901
Grants-in-Aid	-	10,313	9,398	-	9,398	8,414
Total Budgetary Costs	<u>69,816</u>	<u>83,755</u>	<u>85,320</u>	<u>-</u>	<u>85,320</u>	<u>88,063</u>
Funding Sources	FY 2009 Actual	FY 2010 Adopted	FY 2011 Continuation	FY 2011 Issues	FY 2011 Budget	FY 2012 Budget
117 Judicial Programs	69,816	83,755	85,320	-	85,320	88,063
Total Revenues	<u>69,816</u>	<u>83,755</u>	<u>85,320</u>	<u>-</u>	<u>85,320</u>	<u>88,063</u>
Staffing Summary	FY 2009 Actual	FY 2010 Adopted	FY 2011 Continuation	FY 2011 Issues	FY 2011 Budget	FY 2012 Budget
Juvenile Alternative Sanctions Coordinator	1.00	1.00	1.00	-	1.00	1.00
Total Full-Time Equivalent (FTE)	<u>1.00</u>	<u>1.00</u>	<u>1.00</u>	<u>-</u>	<u>1.00</u>	<u>1.00</u>

Notes:

On June 8, 2004, the Board of County Commissioners authorized the imposition of a \$65.00 criminal violation court costs. In accordance with Florida Statutes and the enabling County Ordinance, the proceeds from the \$65.00 fine are to be used as follows: 25% to supplement State funding requirements related to the implementation of a Statewide court system or to pay for local requirements; 25% to be used to fund legal aid programs; 25% to be used to fund law library personnel and materials; and 25% to be used to fund alternative juvenile programs. At the end of the fiscal year, any fund balance remaining shall be utilized in subsequent fiscal years for the funding of either State or local requirements.

**Leon County Government
Fiscal Year 2011 Budget**

Judicial

Other Court-Related Programs - Law Library (117-546-714)

Budgetary Costs	FY 2009 Actual	FY 2010 Adopted	FY 2011 Continuation	FY 2011 Issues	FY 2011 Budget	FY 2012 Budget
Capital Outlay	5,558	82,679	66,690	-	66,690	68,020
Total Budgetary Costs	5,558	82,679	66,690	-	66,690	68,020
Funding Sources	FY 2009 Actual	FY 2010 Adopted	FY 2011 Continuation	FY 2011 Issues	FY 2011 Budget	FY 2012 Budget
117 Judicial Programs	5,558	82,679	66,690	-	66,690	68,020
Total Revenues	5,558	82,679	66,690	-	66,690	68,020

Notes:

On June 8, 2004, the Board of County Commissioners authorized the imposition of a \$65.00 criminal violation court costs. In accordance with Florida Statutes and the enabling County Ordinance, the proceeds from the \$65.00 fine are to be used as follows: 25% to supplement State funding requirements related to the implementation of a Statewide court system or to pay for local requirements; 25% to be used to fund legal aid programs; 25% to be used to fund law library personnel and materials; and 25% to be used to fund alternative juvenile programs. At the end of the fiscal year, any fund balance remaining shall be utilized in subsequent fiscal years for the funding of either State or local requirements.

**Leon County Government
Fiscal Year 2011 Budget**

Judicial

Other Court-Related Programs - Judicial Programs/Article V (117-548-601)

Budgetary Costs	FY 2009 Actual	FY 2010 Adopted	FY 2011 Continuation	FY 2011 Issues	FY 2011 Budget	FY 2012 Budget
Personnel Services	6,891	-	-	-	-	-
Operating	16,545	-	-	-	-	-
Total Budgetary Costs	23,436	-	-	-	-	-
<hr/>						
Funding Sources	FY 2009 Actual	FY 2010 Adopted	FY 2011 Continuation	FY 2011 Issues	FY 2011 Budget	FY 2012 Budget
117 Judicial Programs	23,436	-	-	-	-	-
Total Revenues	23,436	-	-	-	-	-
<hr/>						
Staffing Summary	FY 2009 Actual	FY 2010 Adopted	FY 2011 Continuation	FY 2011 Issues	FY 2011 Budget	FY 2012 Budget
Administrative Asst. I	1.00	-	-	-	-	-
Trial Court Marshall	1.00	-	-	-	-	-
Intra County Circuit Liaison	1.00	-	-	-	-	-
Total Full-Time Equivalents (FTE)	3.00	-	-	-	-	-

**Leon County Government
Fiscal Year 2011 Budget**

Judicial

Other Court-Related Programs - Judicial Programs/Article V (117-548-662)

Budgetary Costs	FY 2009 Actual	FY 2010 Adopted	FY 2011 Continuation	FY 2011 Issues	FY 2011 Budget	FY 2012 Budget
Personnel Services	84,451	128,335	158,809	-	158,809	166,464
Operating	-	54,168	54,022	5,116	59,138	55,254
Total Budgetary Costs	84,451	182,503	212,831	5,116	217,947	221,718
<hr/>						
Funding Sources	FY 2009 Actual	FY 2010 Adopted	FY 2011 Continuation	FY 2011 Issues	FY 2011 Budget	FY 2012 Budget
117 Judicial Programs	84,451	182,503	212,831	5,116	217,947	221,718
Total Revenues	84,451	182,503	212,831	5,116	217,947	221,718
<hr/>						
Staffing Summary	FY 2009 Actual	FY 2010 Adopted	FY 2011 Continuation	FY 2011 Issues	FY 2011 Budget	FY 2012 Budget
Administrative Asst. I	-	1.00	1.00	-	1.00	1.00
Trial Court Marshall	-	1.00	1.00	-	1.00	1.00
Court Liaison Officer	-	0.50	0.50	-	0.50	0.50
Total Full-Time Equivalents (FTE)	-	2.50	2.50	-	2.50	2.50

Notes:

On June 8, 2004, the Board of County Commissioners authorized the imposition of a \$65.00 criminal violation court costs. In accordance with Florida Statutes and the enabling County Ordinance, the proceeds from the \$65.00 fine are to be used as follows: 25% to supplement State funding requirements related to the implementation of a Statewide court system or to pay for local requirements; 25% to be used to fund legal aid programs; 25% to be used to fund law library personnel and materials; and 25% to be used to fund alternative juvenile programs. At the end of the fiscal year, any fund balance remaining shall be utilized in subsequent fiscal years for the funding of either State or local requirements.

**Leon County Government
Fiscal Year 2011 Budget**

Judicial

Other Court-Related Programs - Legal Aid - Court (117-555-715)

Budgetary Costs	FY 2009 Actual	FY 2010 Adopted	FY 2011 Continuation	FY 2011 Issues	FY 2011 Budget	FY 2012 Budget
Grants-in-Aid	70,377	82,679	66,690	-	66,690	68,020
Total Budgetary Costs	70,377	82,679	66,690	-	66,690	68,020
Funding Sources	FY 2009 Actual	FY 2010 Adopted	FY 2011 Continuation	FY 2011 Issues	FY 2011 Budget	FY 2012 Budget
117 Judicial Programs	70,377	82,679	66,690	-	66,690	68,020
Total Revenues	70,377	82,679	66,690	-	66,690	68,020

Notes:

On June 8, 2004, the Board of County Commissioners authorized the imposition of a \$65.00 criminal violation court costs. In accordance with Florida Statutes and the enabling County Ordinance, the proceeds from the \$65.00 fine are to be used as follows: 25% to supplement State funding requirements related to the implementation of a Statewide court system or to pay for local requirements; 25% to be used to fund legal aid programs; 25% to be used to fund law library personnel and materials; and 25% to be used to fund alternative juvenile programs. At the end of the fiscal year, any fund balance remaining shall be utilized in subsequent fiscal years for the funding of either the State or local requirements.

Costs were transferred from Legal Aid (Other Court-Related Programs) due to a decline in its revenue source.

**Leon County Government
Fiscal Year 2011 Budget**

**Judicial
Guardian Ad Litem Summary**

Budgetary Costs	FY 2009 Actual	FY 2010 Adopted	FY 2011 Continuation	FY 2011 Issues	FY 2011 Budget	FY 2012 Budget
Operating	15,762	20,651	20,561	-	20,561	20,561
Total Budgetary Costs	15,762	20,651	20,561	-	20,561	20,561
<hr/>						
Appropriations	FY 2009 Actual	FY 2010 Adopted	FY 2011 Continuation	FY 2011 Issues	FY 2011 Budget	FY 2012 Budget
GAL Information Systems (001-547-713)	6,216	-	-	-	-	-
GAL Operating (001-547-719)	9,546	-	-	-	-	-
Guardian Ad Litem (001-547-685)	-	20,651	20,561	-	20,561	20,561
Total Budget	15,762	20,651	20,561	-	20,561	20,561
<hr/>						
Funding Sources	FY 2009 Actual	FY 2010 Adopted	FY 2011 Continuation	FY 2011 Issues	FY 2011 Budget	FY 2012 Budget
001 General Fund	15,762	20,651	20,561	-	20,561	20,561
Total Revenues	15,762	20,651	20,561	-	20,561	20,561

Judicial

Guardian Ad Litem - Guardian Ad Litem (001-547-685)

Goals

The mission of the Guardian ad Litem Program is to advocate for the best interests of children who are alleged to be abused, neglected or abandoned, and who are involved in court proceedings.

Objectives

1. Provide children with legal representation and advocacy services.
2. Preserve children's physical safety and emotional well-being and protect children from further harm.
3. Make verbal and written recommendations for children's permanent placement in a stable and nurturing home environment.
4. Attend trials, hearings, staffings, and mediations.

Statutory Responsibilities

Florida Statutes, Chapter 39.402(8) (c)(1) "Placement of Child in Shelter"; Chapter 39.802(2)(a) "Petition for Termination of Parental Rights"; Chapter 39.822 "Appointment of Guardian Ad Litem"; Chapter 39.407(5) Dependency Case Referral to Mediation".

Advisory Board

None

Performance Measures

Performance Measures	FY 2008 Actual	FY 2009 Actual	FY 2010 Estimate	FY 2011 Estimate*
# of Leon County Cases	460	435	460	479
# of Leon County Children Served	880	818	880	898
# of Volunteers	314	343	380	386

Notes:

*During the 2007, the Florida Department of Children and Families began making an enhanced effort to provide higher quality and more intense in-home services with the goal to reduce caseloads and the number of children removed from homes. Thus far, this initiative has resulted in a 20% reduction in Dependency cases statewide and nearly a 9% reduction locally. However, historical data suggest as economic conditions worsen and unemployment rates rise, dependency cases increase and fewer people seek volunteer opportunities.

**Leon County Government
Fiscal Year 2011 Budget**

Judicial

Guardian Ad Litem - Guardian Ad Litem (001-547-685)

Budgetary Costs	FY 2009 Actual	FY 2010 Adopted	FY 2011 Continuation	FY 2011 Issues	FY 2011 Budget	FY 2012 Budget
Operating	-	20,651	20,561	-	20,561	20,561
Total Budgetary Costs	-	20,651	20,561	-	20,561	20,561
<hr/>						
Funding Sources	FY 2009 Actual	FY 2010 Adopted	FY 2011 Continuation	FY 2011 Issues	FY 2011 Budget	FY 2012 Budget
001 General Fund	-	20,651	20,561	-	20,561	20,561
Total Revenues	-	20,651	20,561	-	20,561	20,561

Notes:

The major variances for the FY 2011 Guardian Ad Litem budget are as follows:

Decreases to Program Funding:

1. Costs associated with the Communication - Phone System.

**Leon County Government
Fiscal Year 2011 Budget**

Judicial

Guardian Ad Litem - GAL Information Systems (001-547-713)

Budgetary Costs	FY 2009 Actual	FY 2010 Adopted	FY 2011 Continuation	FY 2011 Issues	FY 2011 Budget	FY 2012 Budget
Operating	6,216	-	-	-	-	-
Total Budgetary Costs	6,216	-	-	-	-	-
Funding Sources	FY 2009 Actual	FY 2010 Adopted	FY 2011 Continuation	FY 2011 Issues	FY 2011 Budget	FY 2012 Budget
001 General Fund	6,216	-	-	-	-	-
Total Revenues	6,216	-	-	-	-	-

Notes:

In FY08 new reporting requirements for Article V entities were implemented. The FY09 Actuals depict the total amount funded by the County for Article V information systems. The communications and phone system expenses are currently funded in the Guardian Ad Litem's operating budget and the actual expenses will be reported separately each year.

**Leon County Government
Fiscal Year 2011 Budget**

Judicial

Guardian Ad Litem - GAL Operating (001-547-719)

Budgetary Costs	FY 2009 Actual	FY 2010 Adopted	FY 2011 Continuation	FY 2011 Issues	FY 2011 Budget	FY 2012 Budget
Operating	9,546	-	-	-	-	-
Total Budgetary Costs	9,546	-	-	-	-	-
Funding Sources	FY 2009 Actual	FY 2010 Adopted	FY 2011 Continuation	FY 2011 Issues	FY 2011 Budget	FY 2012 Budget
001 General Fund	9,546	-	-	-	-	-
Total Revenues	9,546	-	-	-	-	-

Notes:

In FY08 new reporting requirements for Article V entities were implemented. The FY09 Actuals depict the total amount funded by the County for Article V other operating expenses. The other court operating expenses are currently funded in the Guardian Ad Litem's operating budget and the actual expenses will be reported separately each year.

Non-Operating

Non-Operating Summary	13 -2
Fire Control	13 -3
Line Item Funding	13 -4
Communications	13 -7
Cost Allocations	13 -8
Risk Allocations	13 -9
Risk Workers Comp	13 -10
Budgeted Reserves	13 -11
Budgeted Capital Reserves	13 -14
Other Non-Operating	13 -15

**Leon County Government
Fiscal Year 2011 Budget**

Non-Operating

Non-operating funding is provided by the Leon County Board of County Commissioners for activities for which costs does not apply solely to any specific County department's function, but are either applicable to the operation of County government as a whole, or are provided for the public good. The County employees that are responsible for the administration of these programs are included in the specific County Administrator department budgets.

Budgetary Costs	FY 2009 Actual	FY 2010 Adopted	FY 2011 Continuation	FY 2011 Issues	FY 2011 Budget	FY 2012 Budget
Personnel Services	90,347	119,767	119,767	-	119,767	119,767
Operating	13,464,401	16,223,606	17,176,522	-	17,176,522	16,284,677
Transportation	98,812	102,000	107,762	-	107,762	108,593
Grants-in-Aid	3,857,581	3,254,089	3,101,809	50,000	3,151,809	3,178,809
Budgeted Reserves	-	1,310,930	1,093,090	-	1,093,090	940,505
Total Budgetary Costs	<u>17,511,141</u>	<u>21,010,392</u>	<u>21,598,950</u>	<u>50,000</u>	<u>21,648,950</u>	<u>20,632,351</u>
Appropriations	FY 2009 Actual	FY 2010 Adopted	FY 2011 Continuation	FY 2011 Issues	FY 2011 Budget	FY 2012 Budget
Fire Control	4,051,921	6,853,747	7,474,563	-	7,474,563	6,544,548
Other Non-Operating	5,617,095	5,260,269	5,381,990	-	5,381,990	5,456,180
Risk Financing & Workers Comp	2,739,026	3,827,500	4,050,018	-	4,050,018	4,041,829
Line Item Funding	2,053,984	1,508,059	1,510,559	50,000	1,560,559	1,560,559
Communications	1,078,190	908,005	707,419	-	707,419	707,419
Cost Allocations	-	-	-	-	-	-
Budgeted Reserves	100,381	1,310,930	1,093,090	-	1,093,090	940,505
Risk Allocations	1,870,544	1,341,882	1,381,311	-	1,381,311	1,381,311
Total Budget	<u>17,511,141</u>	<u>21,010,392</u>	<u>21,598,950</u>	<u>50,000</u>	<u>21,648,950</u>	<u>20,632,351</u>

**Leon County Government
Fiscal Year 2011 Budget**

**Non-Operating
Fire Control Summary**

During FY 2009, the County entered into an interlocal agreement for a functionally consolidated Fire and Emergency Medical Services program with the City of Tallahassee. With this new organizational structure, a new fire services fee, based on a contracted fire service fee study, was adopted by resolution on June 9, 2009, to fund fire services in the unincorporated areas of the County. This fire service fee also provides funding for the six volunteer fire departments that operate in the unincorporated area of the County.

The increase in costs is associated with more resources provided for fire services (such as an additional fire fighter at unincorporated area fire stations and additional funding for volunteer fire departments), and to maintain level service fees over the next five year. Billing for these services in the unincorporated area will be through the City electric bill, or quarterly direct billing for properties not served by City utilities. Property owners who do not respond to direct billing, will have the fee placed on their tax bill in subsequent years. Approximately 5,800 property owners did not pay the fee in FY 2010, and have had the FY 2010 delinquent assessment, and the FY 2011 assessment placed on their tax bill. The delinquent fees account for the increased budget in FY 2011.

Budgetary Costs	FY 2009 Actual	FY 2010 Adopted	FY 2011 Continuation	FY 2011 Issues	FY 2011 Budget	FY 2012 Budget
Operating	4,051,921	6,853,747	7,474,563	-	7,474,563	6,544,548
Total Budgetary Costs	4,051,921	6,853,747	7,474,563	-	7,474,563	6,544,548
Appropriations	FY 2009 Actual	FY 2010 Adopted	FY 2011 Continuation	FY 2011 Issues	FY 2011 Budget	FY 2012 Budget
Fire Services Payment (140-838-522)	3,955,658	-	-	-	-	-
Fire Services Payment (145-838-522)	-	6,311,232	6,992,084	-	6,992,084	6,062,069
Volunteer Fire Department (140-843-522)	96,263	-	-	-	-	-
Volunteer Fire Department (145-843-522)	-	542,515	482,479	-	482,479	482,479
Total Budget	4,051,921	6,853,747	7,474,563	-	7,474,563	6,544,548
Funding Sources	FY 2009 Actual	FY 2010 Adopted	FY 2011 Continuation	FY 2011 Issues	FY 2011 Budget	FY 2012 Budget
140 Municipal Service	4,051,921	-	-	-	-	-
145 Fire Services Fee	-	6,853,747	7,474,563	-	7,474,563	6,544,548
Total Revenues	4,051,921	6,853,747	7,474,563	-	7,474,563	6,544,548

**Leon County Government
Fiscal Year 2011 Budget**

**Non-Operating
Line Item Funding Summary**

Annually during the budget process (by March 1), the Board determines the amount of funding available for specific outside agencies. The Board approved the allocation of line item funding as follows:

- DISC Village/Juvenile Assessment Center - \$185,759
- Keep Tallahassee/Leon County Beautiful - \$21,375
- Tallahassee Trust for Historic Preservation - \$63,175
- United Partners for Human Services - \$23,750
- Whole Child Leon Project - \$38,000

In addition, funding was allocated for the Tallahassee Memorial Trauma Center, the Economic Development Council (EDC) and the Palmer Monroe Teen Center as follows:

- Tallahassee Memorial Trauma Center - \$200,000
- Economic Development Council - \$199,500
- Palmer Monroe Teen Center - \$150,000

As directed by the Board, funding for the Tallahassee Memorial Trauma Center was decreased by \$100,000 from FY 2010. This human service funding decrease was off set by the allocation of \$150,000 towards the operation of the Palmer Monroe Teen Center accounting for the net increase in human services funding in the amount of \$50,000 as reflected in the budgetary cost summary below.

Also included were appropriations for Council on Culture and Arts (COCA):

- Cultural re-granting funds from the Tourist Development 4-cent bed tax - \$504,500
- Cultural re-granting administrative costs from the general fund - \$150,000

Funding is also included to support the following events:

- After School Jazz Jam - \$2,000
- Capital City Classic - \$5,000
- Celebrate America/4th of July Celebration - \$2,500
- Dr. Martin Luther King Celebration/Inter-Civic Council - \$4,500
- Friends of the LeRoy Collins Public Library - \$3,000
- NAACP Freedom Fund Awards - \$1,000
- Soul Santa - \$4,000
- Veterans' Day Parade - \$2,500

As directed by the Board at the February 9, 2010 meeting, funding for the Veterans' Day Parade has been realigned from the Veterans Services budget to special event funding.

Budgetary Costs	FY 2009 Actual	FY 2010 Adopted	FY 2011 Continuation	FY 2011 Issues	FY 2011 Budget	FY 2012 Budget
Operating	75,425	-	-	-	-	-
Grants-in-Aid	1,978,559	1,508,059	1,510,559	50,000	1,560,559	1,560,559
Total Budgetary Costs	<u>2,053,984</u>	<u>1,508,059</u>	<u>1,510,559</u>	<u>50,000</u>	<u>1,560,559</u>	<u>1,560,559</u>
Appropriations	FY 2009 Actual	FY 2010 Adopted	FY 2011 Continuation	FY 2011 Issues	FY 2011 Budget	FY 2012 Budget
Council on Culture & Arts (COCA) (160-888-573)	654,500	504,500	504,500	-	504,500	504,500
Goodwood Conference Center (160-888-552)	300,000	-	-	-	-	-
Gum Road Target Planning Area (001-888-538)	75,425	-	-	-	-	-
Line Item - COCA Administration (001-888-573)	-	150,000	150,000	-	150,000	150,000
Line Item - Economic Development (001-888-552)	299,250	199,500	199,500	-	199,500	199,500
Line Item - Human Service Agencies (001-888-569)	681,934	610,684	610,684	50,000	660,684	660,684
Line Item - Keep Tall. Beautiful (001-888-539)	21,375	21,375	21,375	-	21,375	21,375
Line Item - Special Events (001-888-574)	21,500	22,000	24,500	-	24,500	24,500
Total Budget	<u>2,053,984</u>	<u>1,508,059</u>	<u>1,510,559</u>	<u>50,000</u>	<u>1,560,559</u>	<u>1,560,559</u>

**Leon County Government
Fiscal Year 2011 Tentative Budget**

Non-Operating

Funding Sources	FY 2009 Actual	FY 2010 Adopted	FY 2011 Continuation	FY 2011 Issues	FY 2011 Budget	FY 2012 Budget
001 General Fund	1,099,484	1,003,559	1,006,059	50,000	1,056,059	1,056,059
160 Tourist Development	954,500	504,500	504,500	-	504,500	504,500
Total Revenues	2,053,984	1,508,059	1,510,559	50,000	1,560,559	1,560,559

Leon County Government
Line Item Funding - Fiscal Year 2011 Budget

Organizational Code / Account	FY 2009 Actual	FY 2010 Adopted	FY 2011 Tentative	FY 2012 Projected
001-888-538 Gum Road Target Planning Area				
53105 Gum Road Target Planning Area - FEMA Maps	75,425	0	0	0
001-888-538 Totals	<u>75,425</u>	<u>0</u>	<u>0</u>	<u>0</u>
001-888-539 Line Item - Keep Tall. Beautiful				
58231 Keep Tall Leon County Beautiful	21,375	21,375	21,375	21,375
001-888-539 Totals	<u>21,375</u>	<u>21,375</u>	<u>21,375</u>	<u>21,375</u>
001-888-552 Line Item - Economic Development				
58222 Economic Development Council (856)	299,250	199,500	199,500	199,500
001-888-552 Totals	<u>299,250</u>	<u>199,500</u>	<u>199,500</u>	<u>199,500</u>
001-888-569 Line Item - Human Service Agencies				
58229 Tall Trust For Historic Preservation	63,175	63,175	63,175	63,175
58230 Disc Village/JAC	185,759	185,759	185,759	185,759
58237 Big Brothers/Big Sisters	23,750	0	0	0
58246 United Partners for Human Services	23,750	23,750	23,750	23,750
58247 Whole Child Leon (United Way of the Big Bend)	38,000	38,000	38,000	38,000
58249 Trauma Center	300,000	300,000	200,000	200,000
58250 Dick Howser Center for Childhood Services, Inc.	47,500	0	0	0
58257 Palmer Munroe Teen Center	0	0	150,000	150,000
001-888-569 Totals	<u>681,934</u>	<u>610,684</u>	<u>660,684</u>	<u>660,684</u>
001-888-573 Line Item - COCA Administration				
58215 Local Arts Agency Program (837)	0	150,000	150,000	150,000
001-888-573 Totals	<u>0</u>	<u>150,000</u>	<u>150,000</u>	<u>150,000</u>
001-888-574 Line Item - Special Events				
58220 Celebrate America	2,500	2,500	2,500	2,500
58221 Dr Martin Luther King Celebration	4,500	4,500	4,500	4,500
58240 Capital City Classic	5,000	5,000	5,000	5,000
58241 Friends of the LeRoy Collins Public Library	2,500	3,000	3,000	3,000
58242 NAACP Freedom Fund Awards Banquet	1,000	1,000	1,000	1,000
58243 After School Jazz Jams	2,000	2,000	2,000	2,000
58244 Soul Santa	4,000	4,000	4,000	4,000
58256 Veterans Day Parade	0	0	2,500	2,500
001-888-574 Totals	<u>21,500</u>	<u>22,000</u>	<u>24,500</u>	<u>24,500</u>
160-888-552 Goodwood Conference Center				
58255 Goodwood Museum and Gardens	300,000	0	0	0
160-888-552 Totals	<u>300,000</u>	<u>0</u>	<u>0</u>	<u>0</u>
160-888-573 Council on Culture & Arts (COCA)				
58214 Cultural Resource Grant Prog (837)	654,500	504,500	504,500	504,500
160-888-573 Totals	<u>654,500</u>	<u>504,500</u>	<u>504,500</u>	<u>504,500</u>
Line Item Funding Totals	<u>2,053,984</u>	<u>1,508,059</u>	<u>1,560,559</u>	<u>1,560,559</u>

**Leon County Government
Fiscal Year 2011 Budget**

**Non-Operating
Communications Summary**

The Communications Trust Fund accounts for the resources and expenditures associated with the County's centralized telecommunications network, which includes the telephone and internet systems. The individual departments and agencies are assessed based on the number of internet connections, data lines, and telephone usage within their individual areas. The decrease in funding is due to the economy of scales involving the expansion of the phone system to other Leon County government offices. The latest addition was the Health Department.

Budgetary Costs	FY 2009 Actual	FY 2010 Adopted	FY 2011 Continuation	FY 2011 Issues	FY 2011 Budget	FY 2012 Budget
Operating	1,078,190	908,005	707,419	-	707,419	707,419
Total Budgetary Costs	1,078,190	908,005	707,419	-	707,419	707,419
Appropriations	FY 2009 Actual	FY 2010 Adopted	FY 2011 Continuation	FY 2011 Issues	FY 2011 Budget	FY 2012 Budget
Communications Trust (502-900-590)	690,163	626,695	355,100	-	355,100	355,100
Communications Trust (502-900-713)	66,829	-	87,755	-	87,755	87,755
MIS Automation - Animal Control (140-470-520)	-	-	1,541	-	1,541	1,541
MIS Automation - Building Inspection (120-470-524)	3,147	2,065	2,173	-	2,173	2,173
MIS Automation - EMS Fund (135-470-526)	9,812	9,500	11,512	-	11,512	11,512
MIS Automation - General Fund (001-470-519)	202,428	186,600	166,155	-	166,155	166,155
MIS Automation - General Fund (140-470-562)	1,944	1,510	-	-	-	-
MIS Automation - Growth Management (121-470-537)	17,403	10,200	7,849	-	7,849	7,849
MIS Automation - Mosquito Control (122-470-562)	-	-	551	-	551	551
MIS Automation - Motor Pool Fund (505-470-519)	-	615	626	-	626	626
MIS Automation - Parks and Recreation (140-470-572)	1,972	1,530	1,565	-	1,565	1,565
MIS Automation - Probation Services (111-470-523)	5,131	3,985	4,068	-	4,068	4,068
MIS Automation - Public Defender (110-470-603)	19,631	15,450	15,794	-	15,794	15,794
MIS Automation - Solid Waste Fund (401-470-534)	15,493	16,755	16,821	-	16,821	16,821
MIS Automation - State Attorney (110-470-602)	18,798	14,400	14,712	-	14,712	14,712
MIS Automation - Stormwater (123-470-538)	-	-	626	-	626	626
MIS Automation - Tourist Development (160-470-552)	10,638	10,200	10,255	-	10,255	10,255
MIS Automation - Transportation Trust (106-470-541)	14,801	8,500	10,316	-	10,316	10,316
Total Budget	1,078,190	908,005	707,419	-	707,419	707,419
Funding Sources	FY 2009 Actual	FY 2010 Adopted	FY 2011 Continuation	FY 2011 Issues	FY 2011 Budget	FY 2012 Budget
001 General Fund	202,428	186,600	166,155	-	166,155	166,155
106 Transportation Trust	14,801	8,500	10,316	-	10,316	10,316
110 Fine and Forfeiture	38,429	29,850	30,506	-	30,506	30,506
111 Probation Services	5,131	3,985	4,068	-	4,068	4,068
120 Building Inspection	3,147	2,065	2,173	-	2,173	2,173
121 Growth Management	17,403	10,200	7,849	-	7,849	7,849
122 Mosquito Control	-	-	551	-	551	551
123 Stormwater Utility	-	-	626	-	626	626
135 Emergency Medical Services MSTU	9,812	9,500	11,512	-	11,512	11,512
140 Municipal Service	3,916	3,040	3,106	-	3,106	3,106
160 Tourist Development	10,638	10,200	10,255	-	10,255	10,255
401 Solid Waste	15,493	16,755	16,821	-	16,821	16,821
502 Communications Trust	756,992	626,695	442,855	-	442,855	442,855
505 Motor Pool	-	615	626	-	626	626
Total Revenues	1,078,190	908,005	707,419	-	707,419	707,419

**Leon County Government
Fiscal Year 2011 Budget**

**Non-Operating
Cost Allocations Summary**

Cost allocations are a method for the County to distribute general and administrative costs throughout the organization. On an annual basis, the County engages a cost plan consultant to determine the appropriate distribution of costs. These are costs incurred by the General Fund on behalf of the entire organization. Costs include such items as Purchasing, Facilities Management, Human Resources, Office of Management & Budget, the County Attorney's Office, Management Information Systems and other non-departmental costs. These costs are charged to divisions that are not accounted for in the General Fund, and "booked" to the General Fund as a negative expense (or credit). As shown in the table below, this approach avoids a "double counting" in the budget. The negative expense in the General Fund is offset by the amount charged to the respective fund.

Budgetary Costs	FY 2009 Actual	FY 2010 Adopted	FY 2011 Continuation	FY 2011 Issues	FY 2011 Budget	FY 2012 Budget
Operating	-	-	-	-	-	-
Total Budgetary Costs	-	-	-	-	-	-
<hr/>						
Appropriations	FY 2009 Actual	FY 2010 Adopted	FY 2011 Continuation	FY 2011 Issues	FY 2011 Budget	FY 2012 Budget
Indirect Costs - Bank of America (165-499-519)	3,649	4,500	16,216	-	16,216	16,865
Indirect Costs - Building Inspections (120-499-524)	244,720	170,423	160,000	-	160,000	166,400
Indirect Costs - Emergency 911 (130-499-525)	31,173	34,900	9,877	-	9,877	10,272
Indirect Costs - EMS (135-499-526)	1,044,011	876,700	1,042,575	-	1,042,575	1,084,278
Indirect Costs - General Fund (001-499-519)	(6,359,018)	(5,917,223)	(5,867,174)	-	(5,867,174)	(6,101,863)
Indirect Costs - Growth Management (121-499-537)	1,093,941	812,300	466,665	-	466,665	485,332
Indirect Costs - Insurance Service (501-499-596)	35,075	36,500	35,316	-	35,316	36,729
Indirect Costs - Judicial Programs (117-499-601)	3,328	5,100	6,506	-	6,506	6,766
Indirect Costs - Mosquito Control (122-499-562)	189,403	239,300	237,443	-	237,443	246,941
Indirect Costs - Municipal Svcs (Animal Control) (140-499-562)	188,921	141,800	130,247	-	130,247	135,457
Indirect Costs - Municipal Svcs (Parks & Rec) (140-499-572)	324,822	410,400	534,860	-	534,860	556,254
Indirect Costs - Probation Services (111-499-523)	646,577	593,700	464,142	-	464,142	482,708
Indirect Costs - Solid Waste (401-499-534)	470,391	564,100	553,675	-	553,675	575,822
Indirect Costs - Stormwater Utility (123-499-538)	495,125	498,300	549,016	-	549,016	570,977
Indirect Costs - Teen Court (114-499-662)	15,656	12,200	13,165	-	13,165	13,692
Indirect Costs - Tourist Development (160-499-552)	93,324	118,300	103,407	-	103,407	107,543
Indirect Costs - Transportation Trust (106-499-541)	1,478,902	1,398,700	1,544,064	-	1,544,064	1,605,827
Total Budget	-	-	-	-	-	-
<hr/>						
Funding Sources	FY 2009 Actual	FY 2010 Adopted	FY 2011 Continuation	FY 2011 Issues	FY 2011 Budget	FY 2012 Budget
001 General Fund	(6,359,018)	(5,917,223)	(5,867,174)	-	(5,867,174)	(6,101,863)
106 Transportation Trust	1,478,902	1,398,700	1,544,064	-	1,544,064	1,605,827
111 Probation Services	646,577	593,700	464,142	-	464,142	482,708
114 Family Law Legal Services	15,656	12,200	13,165	-	13,165	13,692
117 Judicial Programs	3,328	5,100	6,506	-	6,506	6,766
120 Building Inspection	244,720	170,423	160,000	-	160,000	166,400
121 Growth Management	1,093,941	812,300	466,665	-	466,665	485,332
122 Mosquito Control	189,403	239,300	237,443	-	237,443	246,941
123 Stormwater Utility	495,125	498,300	549,016	-	549,016	570,977
130 9-1-1 Emergency Communications	31,173	34,900	9,877	-	9,877	10,272
135 Emergency Medical Services MSTU	1,044,011	876,700	1,042,575	-	1,042,575	1,084,278
140 Municipal Service	513,743	552,200	665,107	-	665,107	691,711
160 Tourist Development	93,324	118,300	103,407	-	103,407	107,543
165 Bank of America Building Operations	3,649	4,500	16,216	-	16,216	16,865
401 Solid Waste	470,391	564,100	553,675	-	553,675	575,822
501 Insurance Service	35,075	36,500	35,316	-	35,316	36,729
Total Revenues	-	-	-	-	-	-

**Leon County Government
Fiscal Year 2011 Budget**

**Non-Operating
Risk Allocations Summary**

The County maintains an internal services fund for risk management. The fund derives its revenue from workers' compensation contributions and allocations from various funds based on liability allocations (i.e. property insurance).

The amounts reflected below are the allocations for property and liability. Workers' Compensation is charged directly to each department's Personal Services budget.

Budgetary Costs	FY 2009 Actual	FY 2010 Adopted	FY 2011 Continuation	FY 2011 Issues	FY 2011 Budget	FY 2012 Budget
Operating	1,870,544	1,341,882	1,381,311	-	1,381,311	1,381,311
Total Budgetary Costs	1,870,544	1,341,882	1,381,311	-	1,381,311	1,381,311
Appropriations	FY 2009 Actual	FY 2010 Adopted	FY 2011 Continuation	FY 2011 Issues	FY 2011 Budget	FY 2012 Budget
Amtrak Depot - Risk (420-495-590)	2,101	1,253	2,016	-	2,016	2,016
Bank of America - Risk (165-495-519)	43,688	-	49,119	-	49,119	49,119
Building Inspection (120-495-524)	14,089	11,892	9,587	-	9,587	9,587
EMS - Risk (135-495-526)	68,518	58,743	57,831	-	57,831	57,831
Fine & Forfeiture - Risk (110-495-689)	469,185	346,079	333,331	-	333,331	333,331
Fleet Maintenance - Risk (505-495-591)	19,894	13,859	12,922	-	12,922	12,922
General Fund - Risk (001-495-519)	768,474	537,894	560,516	-	560,516	560,516
Grants - Risk (125-495-595)	-	-	1,650	-	1,650	1,650
Growth Management - Risk (121-495-537)	35,851	30,016	22,978	-	22,978	22,978
Huntington Oaks - Risk (166-495-519)	-	-	6,107	-	6,107	6,107
Judicial Programs - Risk (117-495-569)	-	-	2,201	-	2,201	2,201
Mosquito Control - Risk (122-495-562)	20,729	17,205	17,784	-	17,784	17,784
Municipal Services - Risk (140-495-572)	87,016	70,012	70,330	-	70,330	70,330
Probation Services - Risk (111-495-523)	37,314	25,749	25,100	-	25,100	25,100
Solid Waste - Risk (401-495-534)	96,316	65,963	64,551	-	64,551	64,551
Stormwater Utility - Risk (123-495-538)	47,998	41,661	35,769	-	35,769	35,769
Supervisor of Elections - Risk (060-495-513)	28,006	23,826	16,000	-	16,000	16,000
Teen Court - Risk (114-495-662)	1,528	378	2,572	-	2,572	2,572
Tourist Development - Risk (160-495-552)	7,469	4,999	4,935	-	4,935	4,935
Transportation Trust - Risk (106-495-541)	122,368	92,353	86,012	-	86,012	86,012
Total Budget	1,870,544	1,341,882	1,381,311	-	1,381,311	1,381,311

**Leon County Government
Fiscal Year 2011 Budget**

Non-Operating

Workers' Comp Risk Management (501-821-596)

Budgetary Costs	FY 2009 Actual	FY 2010 Adopted	FY 2011 Continuation	FY 2011 Issues	FY 2011 Budget	FY 2012 Budget
Operating	2,640,214	3,725,500	3,942,256	-	3,942,256	3,933,236
Transportation	98,812	102,000	107,762	-	107,762	108,593
Total Budgetary Costs	<u>2,739,026</u>	<u>3,827,500</u>	<u>4,050,018</u>	<u>-</u>	<u>4,050,018</u>	<u>4,041,829</u>
Funding Sources	FY 2009 Actual	FY 2010 Adopted	FY 2011 Continuation	FY 2011 Issues	FY 2011 Budget	FY 2012 Budget
501 Insurance Service	2,739,026	3,827,500	4,050,018	-	4,050,018	4,041,829
Total Revenues	<u>2,739,026</u>	<u>3,827,500</u>	<u>4,050,018</u>	<u>-</u>	<u>4,050,018</u>	<u>4,041,829</u>

Notes: The following information reflects the allocation for insurance including: general liability, property, accidental death and dismemberment for law enforcement, liability, vehicle, aviation, workers compensation, and the volunteer fire departments.

**Leon County Government
Fiscal Year 2011 Budget**

**Non-Operating
Budgeted Reserves Summary**

Each year the County sets aside, budgeted reserves and contingency funds. This is an integral part of the budgeting process allowing the Board to allocate funds for unforeseeable events or market conditions such as rising fuel and energy costs. Any budgeted reserve utilized during the year must be approved by the Board of County Commissioners.

Historically, the County has had a separate budgeted reserve account for salaries. During the fiscal year the County would realign the funds from the reserve account to the individual budgets as needed. Due to employees not receiving raises in FY 2010, the FY 2009 budgeted salary contingency dollars were realigned to division budgets as if the contingency had been budgeted directly in division salary accounts. This was done to more accurately display the year-to-year variance in division budgets with consideration to budgeted personnel expenses. This adjustment did not change the FY 2009 adopted budget figure. In future years, projected salary adjustments will be directly budgeted in division accounts, and the salary contingency reserve account will no longer be utilized.

Budgetary Costs	FY 2009 Actual	FY 2010 Adopted	FY 2011 Continuation	FY 2011 Issues	FY 2011 Budget	FY 2012 Budget
Grants-in-Aid	100,381	-	-	-	-	-
Budgeted Reserves	-	1,310,930	1,093,090	-	1,093,090	940,505
Total Budgetary Costs	100,381	1,310,930	1,093,090	-	1,093,090	940,505
Appropriations	FY 2009 Actual	FY 2010 Adopted	FY 2011 Continuation	FY 2011 Issues	FY 2011 Budget	FY 2012 Budget
Budgeted Reserves - Drug Court (116-990-599)	-	6,320	6,510	-	6,510	6,703
Budgeted Reserves - BOA Building (Operating) (165-990-599)	-	60,628	-	-	-	-
Budgeted Reserves - Building Inspection (120-990-599)	-	20,000	-	-	-	-
Budgeted Reserves - EMS Fund (135-990-599)	-	350,891	150,000	-	150,000	150,000
Budgeted Reserves - Fine and Forfeiture (110-990-599)	-	150,000	100,000	-	100,000	100,000
Budgeted Reserves - General Fund (001-990-599)	-	428,377	350,000	-	350,000	350,000
Budgeted Reserves - Growth Management (121-990-599)	-	20,000	-	-	-	-
Budgeted Reserves - Huntington Oaks (166-990-519)	-	-	142,233	-	142,233	142,233
Budgeted Reserves - Motor Pool Fund (505-990-599)	-	54,714	33,817	-	33,817	26,569
Budgeted Reserves - Municipal Service (140-990-599)	-	70,000	40,000	-	40,000	40,000
Budgeted Reserves - Probation Services (111-990-599)	-	25,000	25,000	-	25,000	25,000
Budgeted Reserves - Solid Waste Fund (401-990-599)	-	-	145,530	-	145,530	-
Budgeted Reserves - Stormwater Utility (123-990-599)	-	50,000	35,000	-	35,000	35,000
Budgeted Reserves - Tourist Development (160-990-599)	-	25,000	15,000	-	15,000	15,000
Budgeted Reserves - Transport. Trust (106-990-599)	-	50,000	50,000	-	50,000	50,000
Budgeted Reserves -General Fund (001-990-519)	100,381	-	-	-	-	-
Total Budget	100,381	1,310,930	1,093,090	-	1,093,090	940,505

Leon County Government
Budgeted Reserves - Fiscal Year 2011 Budget

Organizational Code / Account	FY 2009 Actual	FY 2010 Adopted	FY 2011 Tentative	FY 2012 Projected
001-990-519 Budgeted Reserves -General Fund				
586002 Catastrophe Reserves	100,381	0	0	0
001-990-519 Totals	<u>100,381</u>	<u>0</u>	<u>0</u>	<u>0</u>
001-990-599 Budgeted Reserves - General Fund				
59900 Budgeted Contingency	0	428,377	250,000	350,000
59901 Domestic Partner Benefits	0	0	100,000	0
001-990-599 Totals	<u>0</u>	<u>428,377</u>	<u>350,000</u>	<u>350,000</u>
106-990-599 Budgeted Reserves - Transport. Trust				
59900 Budgeted Contingency	0	50,000	50,000	50,000
106-990-599 Totals	<u>0</u>	<u>50,000</u>	<u>50,000</u>	<u>50,000</u>
110-990-599 Budgeted Reserves - Fine and Forfeiture				
59900 Budgeted Contingency	0	100,000	50,000	50,000
59930 Reserve For Article V	0	50,000	50,000	50,000
110-990-599 Totals	<u>0</u>	<u>150,000</u>	<u>100,000</u>	<u>100,000</u>
111-990-599 Budgeted Reserves - Probation Services				
59900 Budgeted Contingency	0	25,000	25,000	25,000
111-990-599 Totals	<u>0</u>	<u>25,000</u>	<u>25,000</u>	<u>25,000</u>
116-990-599 Budget Reserves - Drug Court				
59930 Reserve For Article V	0	6,320	6,510	6,703
116-990-599 Totals	<u>0</u>	<u>6,320</u>	<u>6,510</u>	<u>6,703</u>
120-990-599 Budgeted Reserves - Building Inspection				
59900 Budgeted Contingency	0	20,000	0	0
120-990-599 Totals	<u>0</u>	<u>20,000</u>	<u>0</u>	<u>0</u>
121-990-599 Budgeted Reserves - Growth Management				
59900 Budgeted Contingency	0	20,000	0	0
121-990-599 Totals	<u>0</u>	<u>20,000</u>	<u>0</u>	<u>0</u>
123-990-599 Budgeted Reserves - Stormwater Utility				
59900 Budgeted Contingency	0	50,000	35,000	35,000
123-990-599 Totals	<u>0</u>	<u>50,000</u>	<u>35,000</u>	<u>35,000</u>
135-990-599 Budgeted Reserves - EMS Fund				
59900 Budgeted Contingency	0	300,000	150,000	150,000
59918 Reserve For Fund Balance	0	50,891	0	0
135-990-599 Totals	<u>0</u>	<u>350,891</u>	<u>150,000</u>	<u>150,000</u>
140-990-599 Budgeted Reserves - Municipal Service				
59900 Budgeted Contingency	0	70,000	40,000	40,000
140-990-599 Totals	<u>0</u>	<u>70,000</u>	<u>40,000</u>	<u>40,000</u>
160-990-599 Budgeted Reserves - Tourist Development				
59900 Budgeted Contingency	0	25,000	15,000	15,000
160-990-599 Totals	<u>0</u>	<u>25,000</u>	<u>15,000</u>	<u>15,000</u>
165-990-599 Budgeted Reserves - BOA Building (Operating)				
59900 Budgeted Contingency	0	60,628	0	0
165-990-599 Totals	<u>0</u>	<u>60,628</u>	<u>0</u>	<u>0</u>

**Leon County Government
Budgeted Reserves - Fiscal Year 2011 Budget**

Organizational Code / Account	FY 2009 Actual	FY 2010 Adopted	FY 2011 Tentative	FY 2012 Projected
166-990-519 Budgeted Reserves - Huntington Oaks				
59902 Reserve For Future Projects	0	0	142,233	142,233
166-990-519 Totals	<u>0</u>	<u>0</u>	<u>142,233</u>	<u>142,233</u>
401-990-599 Budgeted Reserves - Solid Waste Fund				
59928 Reserves for Future Transfer Station Capital	0	0	145,530	0
401-990-599 Totals	<u>0</u>	<u>0</u>	<u>145,530</u>	<u>0</u>
505-990-599 Budgeted Reserves - Motor Pool Fund				
59918 Reserve For Fund Balance	0	54,714	33,817	26,569
505-990-599 Totals	<u>0</u>	<u>54,714</u>	<u>33,817</u>	<u>26,569</u>
Budgeted Reserves Totals	<u>100,381</u>	<u>1,310,930</u>	<u>1,093,090</u>	<u>940,505</u>

**Leon County Government
Fiscal Year 2011 Budget**

**Capital Improvement Program
Budgeted Capital Reserves Summary**

As part of the FY2008 budget process, the Board allocated a total of \$40.4 million in capital reserves. This included \$14 million for current and future mandatory, maintenance, and essential general fund capital projects (Fund 305) for the next five years, and \$26.4 million in one-cent sales tax revenue to maintain the existing transportation network over the next five to eight years (Fund 308) largely by eliminating the Tharpe Street project.

The reduction of these two reserves by \$3.8 million in FY 2011 reflects the planned level utilization of these resources to fund required and necessary capital projects. These reserves will be depleted by FY 2015.

Budgetary Costs	FY 2009 Actual	FY 2010 Adopted	FY 2011 Continuation	FY 2011 Issues	FY 2011 Budget	FY 2012 Budget
Budgeted Reserves	-	27,299,094	23,507,055	-	23,507,055	15,252,601
Total Budgetary Costs	-	27,299,094	23,507,055	-	23,507,055	15,252,601
<hr/>						
Appropriations	FY 2009 Actual	FY 2010 Adopted	FY 2011 Continuation	FY 2011 Issues	FY 2011 Budget	FY 2012 Budget
911 Capital Projects (330-990-599)	-	-	27,455	-	27,455	27,455
Capital Improvements (305-990-599)	-	10,810,819	10,391,510	-	10,391,510	7,207,941
Reserves for Resurfacing & Intersection Improve (308-990-599)	-	16,488,275	13,088,090	-	13,088,090	8,017,205
Total Budget	-	27,299,094	23,507,055	-	23,507,055	15,252,601
<hr/>						
Funding Sources	FY 2009 Actual	FY 2010 Adopted	FY 2011 Continuation	FY 2011 Issues	FY 2011 Budget	FY 2012 Budget
305 Capital Improvements	-	10,810,819	10,391,510	-	10,391,510	7,207,941
308 Sales Tax	-	16,488,275	13,088,090	-	13,088,090	8,017,205
330 9-1-1 Capital Projects	-	-	27,455	-	27,455	27,455
Total Revenues	-	27,299,094	23,507,055	-	23,507,055	15,252,601

**Leon County Government
Fiscal Year 2011 Budget**

**Non-Operating
Other Non-Operating Summary**

These expenses relate to costs that are not associated with a specific County Department. A detailed description regarding for these costs is provided below.

Non-Operating Expenditures - General Fund

These expenses includes: County's annual dues (i.e. National Association of Counties, Florida Association of Counties), unemployment compensation payments, licensing (ASCAP), state fire service payments, pre-employment drug tests, payment for legal notices, annual audit expenses, and bank charges.

Summer Youth Employment

The Summer Youth Employment Program is funded by the County out of general revenue. The participants in this program are Leon County students between the ages of 14 and 21. Participants will be covered by the County's workers' compensation program and wages will be paid out of available funds. There is currently \$73,943 allocated for the FY 2011 budget.

Other Non-Operating Expenses

Non-operating expenditures include payments to the City of Tallahassee for Parks and Recreation, Fire and Animal Shelter services, the Community Redevelopment Area (CRA) / Tax Increment Financing (TIF) districts, and for mid-year grant matches. This fiscal year \$1.8 is budgeted for CRA/TIF payments: \$1,290,083 for the Southside/Frenchtown payment, and \$547,156 for the Downtown CRA. Payments increased from FY 2010 due to a 5.79% increase in property value in the Downtown CRA, offset by a decline in the values of the Frenchtown CRA.

Diversionsary Programs

This funding is for programs that have a direct impact on reducing the population at the County Correctional Facility. The Public Safety Coordinating Council (PSCC) makes recommendations to the BCC regarding there expenditure. The BCC makes the final decision regarding the use of these funds.

Reimbursement of Administrative Costs

Reimbursements of administrative costs are associated with the chargeback of Public Works operations and engineering staff to various capital projects.

State Juvenile Detention Payments

The Juvenile Detention payment is a mandate authorized by the legislature in 2004. The mandate requires counties to pay the State for the predisposition of juveniles at detention facilities. Previously, costs for this program have steadily increased; however, past year and current year payments have decreased. The Department of Juvenile Justice payment notification estimated FY 2011 costs at \$150,000 lower (\$1.35 million) than the FY 2010 budgeted costs of \$1.5 million.

Drug Abuse Trust

Expenditures associated with the support of drug intervention programs overseen by Court Administration.

800 MHZ System Maintenance

The Moving Violation Surcharge Fund is used to account for resources and expenditures associated with Leon County's participation in an intergovernmental radio communications programs previously approved by the Florida Department of Management Services. The actual expenditure is an annual payment to the City of Tallahassee for ongoing maintenance associated with the Leon County 800 MHZ radio system. In FY 2008, Leon County entered into a new maintenance contract for the system involving an upgrade from analog to digital technology. Due to the completed capital upgrade, funds associated with this program were moved from a special revenue capital fund to a special revenue operating fund.

Killearn Lakes Units I and II Sewer Services

This expenditure is a payment to the City of Tallahassee for the construction of a sewer system in these two subdivisions. Revenue for the payment is derived by a non ad valorem assessment charge to individual lots. The County collects the assessments for remittance to the city.

Amtrak Depot

Major revenue sources of the Amtrak Depot Fund include proceeds from previous rent charged to occupants of office space located within the facility. The fund is used to account for resources and expenditures associated with the operations and maintenance of the facility.

Tax Deeds

This funding is provided for costs associated with the purchase tax deeds on properties that have not paid property taxes or assessments.

Youth Sports Teams

The County provides \$4,750 annually in support of established youth sports teams to assist with costs associated with post-season activities.

Grant Match Funds

Matching funds are provided for contingent grants that require a certain percent of the funding required to implement or operate a program. The pledged match is contingent on the grant being awarded.

Payment to the City of Tallahassee for Parks and Recreation

In 2005, the County and the City entered into a 15 year agreement to make City parks, recreational facilities and programs fully accessible to the residents of the unincorporated area of Leon County.

**Leon County Government
Fiscal Year 2011 Budget**

Non-Operating

Budgetary Costs	FY 2009 Actual	FY 2010 Adopted	FY 2011 Continuation	FY 2011 Issues	FY 2011 Budget	FY 2012 Budget
Personnel Services	90,347	119,767	119,767	-	119,767	119,767
Operating	3,748,107	3,394,472	3,670,973	-	3,670,973	3,718,163
Grants-in-Aid	1,778,641	1,746,030	1,591,250	-	1,591,250	1,618,250
Total Budgetary Costs	5,617,095	5,260,269	5,381,990	-	5,381,990	5,456,180
Appropriations	FY 2009 Actual	FY 2010 Adopted	FY 2011 Continuation	FY 2011 Issues	FY 2011 Budget	FY 2012 Budget
800 Mhz System Maintenance (131-529-519)	-	383,515	543,147	-	543,147	547,745
800 Mhz System Maintenance (331-529-519)	472,274	-	-	-	-	-
Amtrak (420-496-590)	-	23,747	22,984	-	22,984	22,984
CRA-Payment (001-972-559)	2,436,648	1,834,193	1,837,239	-	1,837,239	1,830,827
Diversionsary Programs (110-508-569)	75,000	100,000	100,000	-	100,000	100,000
Drug Abuse (116-800-562)	92,128	51,159	52,369	-	52,369	53,603
Grant Match Funds (125-991-595)	-	90,000	90,000	-	90,000	90,000
Juvenile Detention Payment - State (110-620-689)	1,527,926	1,500,000	1,350,000	-	1,350,000	1,377,000
Misdemeanor Drug Court (116-810-562)	18,340	32,500	-	-	-	-
Non-Operating General Fund (001-820-519)	872,146	766,167	769,946	-	769,946	773,830
Payment to City- Parks & Recreation (140-838-572)	912,917	990,515	1,032,612	-	1,032,612	1,076,498
Public Works Admin Chargebacks (106-978-541)	(1,076,584)	(850,000)	(750,000)	-	(750,000)	(750,000)
Sewer Services Killlearn Lakes Units I and II (164-838-535)	211,215	237,280	232,500	-	232,500	232,500
Summer Youth Employment (001-278-551)	67,057	73,943	73,943	-	73,943	73,943
Tax Deed Applications (001-831-513)	6,028	22,500	22,500	-	22,500	22,500
Youth Sports Teams (001-379-572)	2,000	4,750	4,750	-	4,750	4,750
Total Budget	5,617,095	5,260,269	5,381,990	-	5,381,990	5,456,180
Funding Sources	FY 2009 Actual	FY 2010 Adopted	FY 2011 Continuation	FY 2011 Issues	FY 2011 Budget	FY 2012 Budget
001 General Fund	3,383,879	2,701,553	2,708,378	-	2,708,378	2,705,850
106 Transportation Trust	(1,076,584)	(850,000)	(750,000)	-	(750,000)	(750,000)
110 Fine and Forfeiture	1,602,926	1,600,000	1,450,000	-	1,450,000	1,477,000
116 Drug Abuse Trust	110,468	83,659	52,369	-	52,369	53,603
125 Grants	-	90,000	90,000	-	90,000	90,000
131 Radio Communication Systems	-	383,515	543,147	-	543,147	547,745
140 Municipal Service	912,917	990,515	1,032,612	-	1,032,612	1,076,498
164 Special Assessment - Killlearn Lakes Units I & II Sewer	211,215	237,280	232,500	-	232,500	232,500
331 800 Mhz Capital Projects	472,274	-	-	-	-	-
420 Amtrak Depot	-	23,747	22,984	-	22,984	22,984
Total Revenues	5,617,095	5,260,269	5,381,990	-	5,381,990	5,456,180

Debt Service

Long Term Debt Structure	14 - 2
Debt Service	14 - 3
Summary of Debt Service	14 - 4
Bond Series 1999	14 - 5
Bond Series 2003A (Tax Exempt)	14 - 6
Bond Series 2003B (Taxable)	14 - 7
Bond Series 1998B	14 - 8
Bond Series 2005	14 - 9
ESCO Lease	14 - 10

**Leon County Government
Fiscal Year 2011 Budget**

Long Term Debt Structure

General Obligation Bonds

No outstanding issues.

Non Self Supporting Revenue Debt

Description	Purpose	Pledge/ Security	Original Principal Amount	Outstanding Principal Amount	FY09/10 Principal Payment	Remaining Principal	Final Maturity Date
Series 2003A: Tax Exempt & Series 2003B: Taxable	These bonds were issued to fund the acquisition of the Bank of America (BOA) building and for major repairs and renovations to the existing County Courthouse facility.	The pledged revenues for these bonds include guaranteed entitlement revenue, Local Government Half Cent Sales Tax, State Revenue Sharing, Race Track funds and other non-ad valorem revenue sources.	\$20,430,000	\$20,430,000	\$0	\$20,430,000	2020
Series 1998B:	This bond was issued to refund the Library Bond Series 1991, which was originally issued to finance various capital projects including the construction of a public library and improvements to the County owned landfill.		\$28,395,000	\$7,790,000	\$2,465,000	\$5,325,000	2013
Series 2005:	This bond was issued to fully refund the Parks and Recreation Bond Series 1998A and to refund a portion of the Stormwater Bond Series 1997 and a portion of the Capital Improvement Revenue Bond Series 1999. This bond was also issued to fund the relocation of the Growth and Environmental Management facility, the construction of a public library and renovations to the County Courthouse building.		\$54,695,000	\$50,375,000	\$2,885,000	\$47,490,000	2025
ESCO Lease:	This lease was entered into to fund the acquisition of various facility improvement measures including lighting upgrades, HVAC systems, an energy management system and water/sewer improvements.	The energy efficiency improvements will offset the cost of the lease.	\$4,466,238	\$3,322,831	\$363,463	\$2,959,369	2018
TOTAL:			\$107,986,238	\$81,917,831	\$5,713,463	\$76,204,369	

**Leon County Government
Fiscal Year 2011 Budget**

Debt Service

The various Debt Service Funds account for the debt service, including the accumulation of resources and payment of principal and interest, associated with the existing bonds issued by the County and an Energy Performance Contract with Energy Systems Group.

The bonds are secured by Non-Ad Valorem Revenue sources. None of the bonds are General Obligation Bonds. These bonds have been structured to have overall level annual payments until all dates of expiration occur in 2025. This level payment structure for debt service will result in the reduction of the debt service burden to the County over time as the percentage of monies spent on debt service in the budget reduces in the out-years.

Leon County currently services debt on 4 bonds. These bonds were all issued to fund the following County projects:

1. Construction of Public Libraries, the County Jail, and the Northeast Fire Station
2. Acquisition of the Tourist Development Council Building and the Bank of America Building
3. Renovations to the County Courthouse, the Fleet Management Facility, and the Public Works Building
4. Improvements to Stormwater Facilities, the County Landfill, and Parks & Recreation
5. Relocation of the Growth & Environmental Management Facility

The Energy Performance Contract is a lease to fund the acquisition of equipment to improve energy efficiency in various County facilities. The energy cost savings will offset the cost of the lease. Any balance on the lease not offset by the savings will be paid by Energy Systems Group.

Budgetary Costs	FY 2008 Actual	FY 2009 Adopted	FY 2010 Continuation	FY 2010 Issues	FY 2010 Budget	FY 2011 Budget
Debt Service	9,400,486	9,392,507	9,391,043	-	9,391,043	9,416,769
Total Budgetary Costs	<u>9,400,486</u>	<u>9,392,507</u>	<u>9,391,043</u>	<u>-</u>	<u>9,391,043</u>	<u>9,416,769</u>
Appropriations	FY 2008 Actual	FY 2009 Adopted	FY 2010 Continuation	FY 2010 Issues	FY 2010 Budget	FY 2011 Budget
Debt Service	9,400,486	9,392,507	9,391,043	-	9,391,043	9,416,769
Total Budget	<u>9,400,486</u>	<u>9,392,507</u>	<u>9,391,043</u>	<u>-</u>	<u>9,391,043</u>	<u>9,416,769</u>
Funding Sources	FY 2008 Actual	FY 2009 Adopted	FY 2010 Continuation	FY 2010 Issues	FY 2010 Budget	FY 2011 Budget
206 Bond Series 1999	2,201,075	2,206,840	-	-	-	-
211 Bond Series 2003A & 2003B	954,758	955,280	955,280	-	955,280	955,280
216 Bond Series 1998B	2,875,476	2,874,700	2,877,888	-	2,877,888	2,874,775
220 Bond Series 2005	2,897,076	2,895,687	5,097,875	-	5,097,875	5,102,200
221 ESCO Lease	472,101	460,000	460,000	-	460,000	484,514
Total Revenues	<u>9,400,486</u>	<u>9,392,507</u>	<u>9,391,043</u>	<u>-</u>	<u>9,391,043</u>	<u>9,416,769</u>

**Leon County Government
Fiscal Year 2011 Budget**

**Debt Service
Debt Service Summary**

Budgetary Costs	FY 2008 Actual	FY 2009 Adopted	FY 2010 Continuation	FY 2010 Issues	FY 2010 Budget	FY 2011 Budget
Debt Service	9,400,486	9,392,507	9,391,043	-	9,391,043	9,416,769
Total Budgetary Costs	<u>9,400,486</u>	<u>9,392,507</u>	<u>9,391,043</u>	<u>-</u>	<u>9,391,043</u>	<u>9,416,769</u>
Appropriations	FY 2008 Actual	FY 2009 Adopted	FY 2010 Continuation	FY 2010 Issues	FY 2010 Budget	FY 2011 Budget
Bond Series 1998B (216-951-582)	2,875,476	2,874,700	2,877,888	-	2,877,888	2,874,775
Bond Series 1999 (206-966-582)	2,201,075	2,206,840	-	-	-	-
Bond Series 2003A (Tax Exempt) (211-975-582)	352,709	352,970	352,970	-	352,970	352,970
Bond Series 2003B (Taxable) (211-976-582)	602,049	602,310	602,310	-	602,310	602,310
Bond Series 2005 (220-958-582)	2,897,076	2,895,687	5,097,875	-	5,097,875	5,102,200
ESCO Lease (221-977-582)	472,101	460,000	460,000	-	460,000	484,514
Total Budget	<u>9,400,486</u>	<u>9,392,507</u>	<u>9,391,043</u>	<u>-</u>	<u>9,391,043</u>	<u>9,416,769</u>
Funding Sources	FY 2008 Actual	FY 2009 Adopted	FY 2010 Continuation	FY 2010 Issues	FY 2010 Budget	FY 2011 Budget
206 Bond Series 1999	2,201,075	2,206,840	-	-	-	-
211 Bond Series 2003A & 2003B	954,758	955,280	955,280	-	955,280	955,280
216 Bond Series 1998B	2,875,476	2,874,700	2,877,888	-	2,877,888	2,874,775
220 Bond Series 2005	2,897,076	2,895,687	5,097,875	-	5,097,875	5,102,200
221 ESCO Lease	472,101	460,000	460,000	-	460,000	484,514
Total Revenues	<u>9,400,486</u>	<u>9,392,507</u>	<u>9,391,043</u>	<u>-</u>	<u>9,391,043</u>	<u>9,416,769</u>

**Leon County Government
Fiscal Year 2011 Budget**

**Debt Service
Debt Service - Bond Series 1999 (206-966-582)**

Budgetary Costs	FY 2008 Actual	FY 2009 Adopted	FY 2010 Continuation	FY 2010 Issues	FY 2010 Budget	FY 2011 Budget
Debt Service	2,201,075	2,206,840	-	-	-	-
Total Budgetary Costs	<u>2,201,075</u>	<u>2,206,840</u>	<u>-</u>	<u>-</u>	<u>-</u>	<u>-</u>
Funding Sources	FY 2008 Actual	FY 2009 Adopted	FY 2010 Continuation	FY 2010 Issues	FY 2010 Budget	FY 2011 Budget
206 Bond Series 1999	2,201,075	2,206,840	-	-	-	-
Total Revenues	<u>2,201,075</u>	<u>2,206,840</u>	<u>-</u>	<u>-</u>	<u>-</u>	<u>-</u>

**Leon County Government
Fiscal Year 2011 Budget**

Debt Service

Debt Service - Bond Series 2003A (Tax Exempt) (211-975-582)

Budgetary Costs	FY 2008 Actual	FY 2009 Adopted	FY 2010 Continuation	FY 2010 Issues	FY 2010 Budget	FY 2011 Budget
Debt Service	352,709	352,970	352,970	-	352,970	352,970
Total Budgetary Costs	<u>352,709</u>	<u>352,970</u>	<u>352,970</u>	<u>-</u>	<u>352,970</u>	<u>352,970</u>
Funding Sources	FY 2008 Actual	FY 2009 Adopted	FY 2010 Continuation	FY 2010 Issues	FY 2010 Budget	FY 2011 Budget
211 Bond Series 2003A & 2003B	352,709	352,970	352,970	-	352,970	352,970
Total Revenues	<u>352,709</u>	<u>352,970</u>	<u>352,970</u>	<u>-</u>	<u>352,970</u>	<u>352,970</u>

**Leon County Government
Fiscal Year 2011 Budget**

Debt Service

Debt Service - Bond Series 2003B (Taxable) (211-976-582)

Budgetary Costs	FY 2008 Actual	FY 2009 Adopted	FY 2010 Continuation	FY 2010 Issues	FY 2010 Budget	FY 2011 Budget
Debt Service	602,049	602,310	602,310	-	602,310	602,310
Total Budgetary Costs	<u>602,049</u>	<u>602,310</u>	<u>602,310</u>	<u>-</u>	<u>602,310</u>	<u>602,310</u>
Funding Sources	FY 2008 Actual	FY 2009 Adopted	FY 2010 Continuation	FY 2010 Issues	FY 2010 Budget	FY 2011 Budget
211 Bond Series 2003A & 2003B	602,049	602,310	602,310	-	602,310	602,310
Total Revenues	<u>602,049</u>	<u>602,310</u>	<u>602,310</u>	<u>-</u>	<u>602,310</u>	<u>602,310</u>

**Leon County Government
Fiscal Year 2011 Budget**

**Debt Service
Debt Service - Bond Series 1998B (216-951-582)**

Budgetary Costs	FY 2008 Actual	FY 2009 Adopted	FY 2010 Continuation	FY 2010 Issues	FY 2010 Budget	FY 2011 Budget
Debt Service	2,875,476	2,874,700	2,877,888	-	2,877,888	2,874,775
Total Budgetary Costs	<u>2,875,476</u>	<u>2,874,700</u>	<u>2,877,888</u>	<u>-</u>	<u>2,877,888</u>	<u>2,874,775</u>
Funding Sources	FY 2008 Actual	FY 2009 Adopted	FY 2010 Continuation	FY 2010 Issues	FY 2010 Budget	FY 2011 Budget
216 Bond Series 1998B	2,875,476	2,874,700	2,877,888	-	2,877,888	2,874,775
Total Revenues	<u>2,875,476</u>	<u>2,874,700</u>	<u>2,877,888</u>	<u>-</u>	<u>2,877,888</u>	<u>2,874,775</u>

**Leon County Government
Fiscal Year 2011 Budget**

**Debt Service
Debt Service - Bond Series 2005 (220-958-582)**

Budgetary Costs	FY 2008 Actual	FY 2009 Adopted	FY 2010 Continuation	FY 2010 Issues	FY 2010 Budget	FY 2011 Budget
Debt Service	2,897,076	2,895,687	5,097,875	-	5,097,875	5,102,200
Total Budgetary Costs	<u>2,897,076</u>	<u>2,895,687</u>	<u>5,097,875</u>	<u>-</u>	<u>5,097,875</u>	<u>5,102,200</u>
Funding Sources	FY 2008 Actual	FY 2009 Adopted	FY 2010 Continuation	FY 2010 Issues	FY 2010 Budget	FY 2011 Budget
220 Bond Series 2005	2,897,076	2,895,687	5,097,875	-	5,097,875	5,102,200
Total Revenues	<u>2,897,076</u>	<u>2,895,687</u>	<u>5,097,875</u>	<u>-</u>	<u>5,097,875</u>	<u>5,102,200</u>

**Leon County Government
Fiscal Year 2011 Budget**

**Debt Service
Debt Service - ESCO Lease (221-977-582)**

Budgetary Costs	FY 2008 Actual	FY 2009 Adopted	FY 2010 Continuation	FY 2010 Issues	FY 2010 Budget	FY 2011 Budget
Debt Service	472,101	460,000	460,000	-	460,000	484,514
Total Budgetary Costs	<u>472,101</u>	<u>460,000</u>	<u>460,000</u>	<u>-</u>	<u>460,000</u>	<u>484,514</u>
Funding Sources	FY 2008 Actual	FY 2009 Adopted	FY 2010 Continuation	FY 2010 Issues	FY 2010 Budget	FY 2011 Budget
221 ESCO Lease	472,101	460,000	460,000	-	460,000	484,514
Total Revenues	<u>472,101</u>	<u>460,000</u>	<u>460,000</u>	<u>-</u>	<u>460,000</u>	<u>484,514</u>

Capital Improvement Index

Project Index	15 - 1
Summary Index	15 - 4
Culture & Recreation	15 - 15
General Government	15 - 40
Health & Safety	15 - 73
Physical Environment	15 - 84
Transportation	15 - 109



Project Index

The following is an alphabetical list of each project with a detail sheet in this book. The section and the page of the corresponding detail sheets are also provided. Each section represents the service type of the projects and contains detail sheets only for projects with planned activity in FY11 to FY15.

<u>Project</u>	<u>Section</u>	<u>Page</u>
Accessibility Improvements	General Government	15-42
Additional Ambulance & Equipment	Health and Safety	15-75
Apalachee Parkway Regional Park	Culture and Recreation	15-18
Architectural and Engineering Services	General Government	15-43
Arterial & Collector Roads Pavement Markings	Transportation	15-111
Arterial/Collector Resurfacing	Transportation	15-112
Athletic Field Lighting	Culture and Recreation	15-19
Bannerman Road	Transportation	15-113
Beech Ridge Trail	Transportation	15-114
Blue Print 2000 Water Quality Enhancements	Physical Environment	15-86
BoA Building Acquisition/Renovations	General Government	15-44
Bradfordville Pond 4 Outfall Stabilization	Physical Environment	15-87
Bradfordville Pond 6 Rehabilitation	Physical Environment	15-88
Branch Library Expansion	Culture and Recreation	15-20
Buck Lake Road	Transportation	15-115
Capital Cascades Greenway - Lake Henrietta	Culture and Recreation	15-21
CARDS Stormwater Program: Start-Up Costs	Physical Environment	15-89
CARDS Transportation Program: Start-up Costs	Transportation	15-116
Centralized Storage Facility	General Government	15-45
Common Area Furnishings	General Government	15-46
Community Safety & Mobility	Transportation	15-117
Courthouse Renovations	General Government	15-47
Courthouse Repairs	General Government	15-48
Courtroom Minor Renovations	General Government	15-49
Courtroom Technology	General Government	15-50
Data Wiring	General Government	15-51
Eastside Library	Culture and Recreation	15-22
Election Equipment	General Government	15-52
Electronic Timesheets	General Government	15-53
Elevator Generator Upgrades	General Government	15-54
Emergency Medical Services Equipment	Health and Safety	15-76
Emergency Medical Services Facility	Health and Safety	15-77
Emergency Medical Services Technology	Health and Safety	15-78
Emergency Medical Services Vehicle	Health and Safety	15-79
EMS Vehicle & Equipment Replacement	Health and Safety	15-80
Equipment Service Bay	Physical Environment	15-90
FDOT Permitting Fees	Transportation	15-118
File Server Maintenance	General Government	15-55

Project Index

The following is an alphabetical list of each project with a detail sheet in this book. The section and the page of the corresponding detail sheets are also provided. Each section represents the service type of the projects and contains detail sheets only for projects with planned activity in FY11 to FY15.

<u>Project</u>	<u>Section</u>	<u>Page</u>
Financial Hardware and Software	General Government	15-56
Fleet Management Shop Equipment	Transportation	15-119
Fort Braden Renovations	Culture and Recreation	15-23
Fred George Park	Culture and Recreation	15-24
Gaines Street	Transportation	15-120
General County Maintenance & Renovations	General Government	15-57
General Vehicle & Equipment Replacement	General Government	15-58
Geographic Information Systems	General Government	15-59
GIS Incremental Basemap Update	General Government	15-60
Greenways Capital Maintenance	Culture and Recreation	15-25
Gum Road Target Planning Area	Physical Environment	15-91
Hopkins Crossing Park	Culture and Recreation	15-26
Household Hazardous Waste Collection	Physical Environment	15-92
Huntington Oaks Community Rooms	Culture and Recreation	15-27
Huntington Oaks Plaza Renovations	General Government	15-61
Intersection and Safety Improvements	Transportation	15-121
J.R. Alford Greenway	Culture and Recreation	15-28
Jail Roof Replacement	Health and Safety	15-81
Killearn Acres Flood Mitigation	Physical Environment	15-92
Killearn Lakes Plantation Stormwater	Physical Environment	15-93
Lafayette Street Stormwater	Physical Environment	15-94
Lake Jackson Library	Culture and Recreation	15-29
Lake Munson Restoration	Physical Environment	15-95
Lakeview Bridge	Physical Environment	15-96
Landfill Improvements	Physical Environment	15-97
Lexington Pond Retrofit	Physical Environment	15-98
Local Economic Stimulus Program*	General Government	15-62
Local Road Resurfacing	Transportation	15-122
Longwood Subdivision Retrofit	Physical Environment	15-99
Magnolia Drive & Lafayette Street Intersection	Transportation	15-124
Main Library Improvements	Culture and Recreation	15-30
Miccosukee Community Center	Culture and Recreation	15-31
Network Backbone Upgrade	General Government	15-63
North Monroe Turn Lane	Transportation	15-124
Okeehoopkee Prairie Park	Culture and Recreation	15-32
Open Graded Cold Mix Maintenance/Resurfacing	Transportation	15-125
Parking Lot Maintenance	General Government	15-64
Parks Capital Maintenance	Culture and Recreation	15-33
Pedrick Pond Walking Trail	Culture and Recreation	15-34
Permit & Enforcement Tracking System	General Government	15-65
Playground Equipment Replacement	Culture and Recreation	15-35

Project Index

The following is an alphabetical list of each project with a detail sheet in this book. The section and the page of the corresponding detail sheets are also provided. Each section represents the service type of the projects and contains detail sheets only for projects with planned activity in FY11 to FY15.

<u>Project</u>	<u>Section</u>	<u>Page</u>
Private Road Maintenance- Start-up Cost	Transportation	15-126
Property Appraiser Technology	General Government	15-66
Public Defender Technology	General Government	15-67
Public Safety Complex	Health and Safety	15-82
Public Works Architectural and Engineering	Transportation	15-127
Public Works Vehicle & Equipment Replacement	Transportation	15-128
Pullen Road at Old Bainbridge Road	Transportation	15-129
Records Management	General Government	15-68
Robert Stevens Health Clinic Maintenance	Health and Safety	15-83
Solid Waste Heavy Equip/Vehicle Replacement	Physical Environment	15-100
Solid Waste Learning Center	Physical Environment	15-101
Solid Waste Master Plan	Physical Environment	15-102
Solid Waste Technology Enhancements	Physical Environment	15-103
Solid Waste Trolley	Physical Environment	15-104
Springhill Road Bridge	Transportation	15-130
St. Marks Headwaters Greenways	Culture and Recreation	15-36
State Attorney Technology	General Government	15-69
Stormwater Maintenance Filter Replacement	Physical Environment	15-105
Stormwater Vehicle & Equipment Replacement	Physical Environment	15-106
Supervisor of Elections Technology	General Government	15-70
Talpeco Road & Highway 27 North	Transportation	15-132
Tower Road Park	Culture and Recreation	15-37
Tractor for Greenways Maintenance	Culture and Recreation	15-38
Tram Road & Gaile Avenue	Transportation	15-132
Transfer Station Heavy Equipment Replacement	Physical Environment	15-107
Transfer Station Improvements	Physical Environment	15-108
Transportation and Stormwater Improvements	Transportation	15-133
User Computer Upgrades	General Government	15-71
Woodville Library	Culture and Recreation	15-39
Work Order Management	General Government	15-72



Summary Index

Introduction	15 - 5
Document Overview	15 - 6
Capital Improvement Program Analysis	15 - 7
Capital Projects by Managing Departments	15 - 10
FY10 Anticipated Carryforward Projects	15 - 12
Operating Budgets	15 - 13

Introduction

Capital Improvement Program

The capital improvement program is a resource that helps Leon County government to ensure that decisions on projects and funding are made wisely and in a well planned manner. The quality of life for a Leon County resident depends on the reliability of transportation, the quality of stormwater system, the efficiency of waste disposal, the accessibility of culture and recreation, and many other essential public services.

High quality service levels can be achieved through the proper planning and provision of the replacement, maintenance and enhancement of the County's capital assets. In accordance with Florida Statute Chapter 125.74(d), the County Administrator is annually responsible to prepare and submit a capital budget and capital improvement program to the Board.

Capital Expenditure

A capital expenditure is a new or rehabilitated physical asset that is nonrecurring and has a useful life of more than three years and costs at least \$10,000.

Capital Project

A capital project is undertaken to acquire a capital asset. Examples include the construction, maintenance, and/or renovations to public buildings as well as improvements to stormwater systems and transportation.

Capital Improvement Program

Capital infrastructure is essential to the Leon County community. Leon County's capital improvement program is a multi-year program that identifies capital projects to be funded during a five year period. It specifies each capital project to be undertaken, the year it will begin, the anticipated expenses for each year and the method of financing.

Projects and financing sources in the capital improvement program for years other than the current budget year (commonly called "out-years" or "planned years") are not authorized until the annual budget for those years is legally adopted. The out-years serve only as a guide for future planning and are subject to further review and modification.

Annual Capital Budget

The annual capital budget represents the first year of a capital improvement program. It is the appropriation of capital spending legally adopted by the Board. The annual capital budget is adopted in conjunction with Leon County's annual operating budget and provides legal authority to proceed with specific projects.

Capital Improvement Program

Preparation

Each fiscal year, the Office of Management and Budget facilitates the preparation of a capital improvement program. Officials, administrators, and staff of Leon County government all assist in this process. The preparation process includes the following:

- I. Assessment of Capital Needs
(*Department/Division Staff*)
 - Prepare an inventory
 - Evaluate whether to repair or replace facilities and/or equipment
 - Identify future needs
- II. Identification of Capital Projects
(*Commission, Administration, Department/Division Staff*)
 - Review status of current projects
 - Develop information for new projects
 - Submit project requests
- III. Financial Analysis
(*Administration and OMB*)
 - Evaluate financial conditions
 - Forecast financial trends
 - Evaluate funding options
- IV. Evaluation & Planning of Capital Projects
(*Administration and OMB*)
 - Review and prioritize project requests
 - Select projects and project schedules
 - Determine project funding sources
- V. Adoption of Capital Improvement Program & Annual Capital Budget
(*Commission, Administration, and OMB*)
 - Prepare and submit tentative program and budget to Commission
 - Hold public hearings
 - Revise and prepare final program and budget for adoption
- VI. Implementation & Monitoring of Annual Capital Budget
 - October 1, 2010 through September 30, 2011

Document Overview

The following is a brief description of the information contained in the Capital Improvement Program. A Project Index can be found in the first section of the Capital Improvement Section.

Summary

This section contains information, analysis and summaries about Leon County's capital improvement program and capital budget.

- Introduction:
General capital improvement program and capital budget preparation information.
- Capital Improvement Program Analysis:
Brief analysis of the FY11-FY15 capital improvement program.
- Capital Projects By Managing Department:
Summary table of all capital improvement projects organized by managing department.
- FY10 Anticipated Carryforward Projects:
Summary table of all capital improvement projects that are anticipated to be carryforward from one fiscal year into the next.
- Operating Budget Impacts:
General description and summary table of estimated impacts capital projects are anticipated to have on the operating budget.

Capital Project Sections

Each section represents the service type of the capital projects it contains. Included in each section is an overview with a brief analysis, an index of the projects and a detail sheet for any project with planned activity in any fiscal year from FY11 to FY15. The project detail sheets each provide the following:

- General Information:
Includes project title, managing department, project number, service type, project status, description/justification and, if applicable, project location map.
- Policy/Comprehensive Plan Information
Non-comprehensive Plan Related Projects - relevant policy, law, mandate, ordinance, master plan, initiative, etc.
- Comprehensive Plan Related Projects:
Identifies whether the project is in the capital improvement element of the comprehensive plan, the improvement (i.e. stormwater, parks & rec, roads, etc.), level of service standard for the improvement, current level of service, level of service upon completion of the improvement, etc.
- Financial Information:
Includes funding sources, past expenditures through FY09, FY10 adjusted budget and FY10 year to date expenditures, FY11 budget, FY12 - FY15 planned budget, FY11 - FY15 total, total project cost, and estimates of any anticipated impacts on the operating budget.

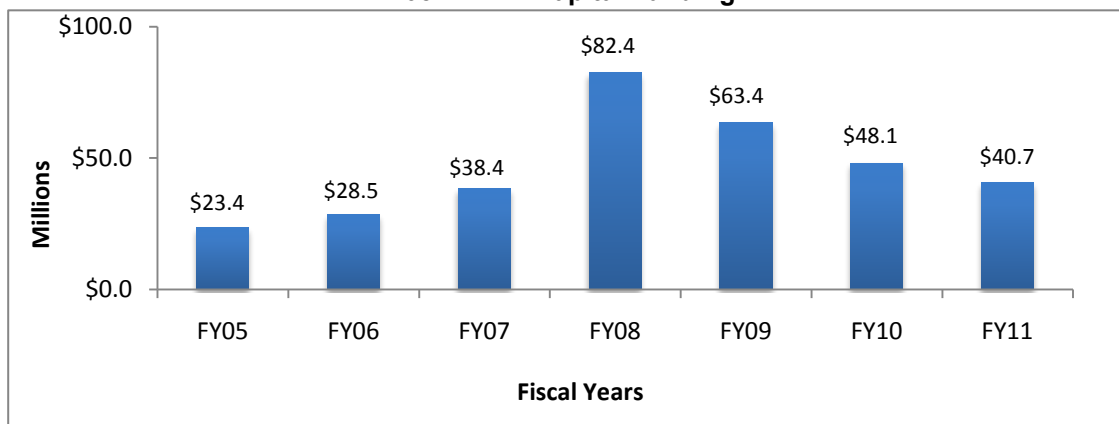
Capital Improvement Program Analysis

FY11 Capital Budget

Figure 15.1 shows the capital funding for each fiscal year from FY05 through FY11. The total FY11 capital budget is **\$40,676,293 (\$17,169,238 in capital projects and \$23,507,055 in budgeted reserves)**. Including the budgeted reserves, this is a 15.5% decrease over the adopted FY10 capital budget of \$48,113,074. The decline in capital funding reflects the utilization of capital reserves set aside by the Board to fund the long term capital needs of the County. In addition, the figure below illustrates that the Capital Improvement Program is approaching FY 2007 funding levels.

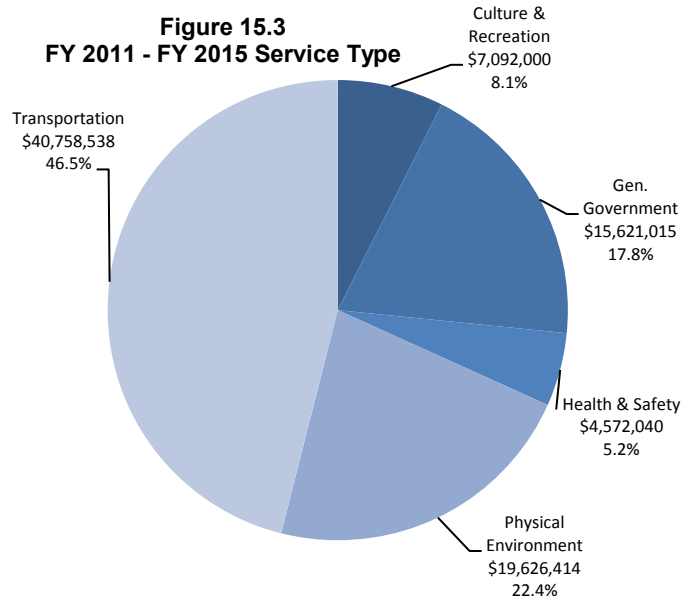
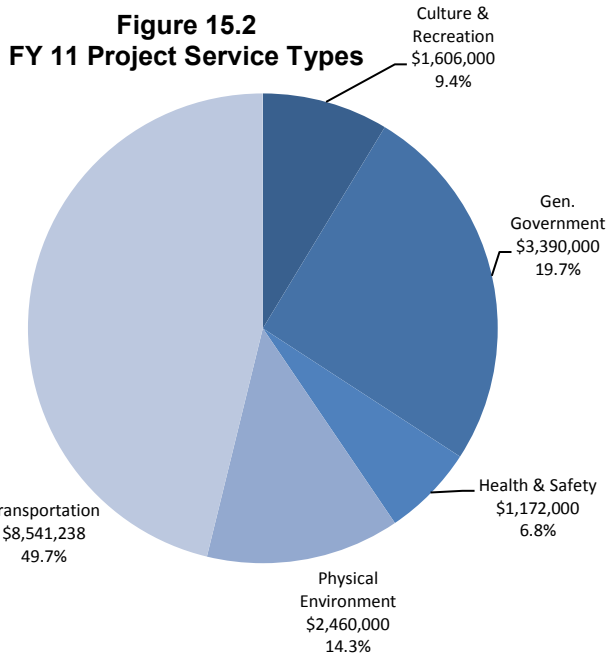
The capital projects planned for FY11 include: payment to the City of Tallahassee for improvements to Gaines Street, Huntington Oaks Plaza renovations, design and permitting for the Okeeheepkee Prairie Park, Voting Equipment, Solid Waste Learning Center, and Transportation Improvements.

**Figure 15.1
FY05 – FY11 Capital Funding**



Service Types

Figure 15.2 shows the service types of the projects in the FY11 capital budget. In FY11, 49.7% or \$8,541,238 of the capital budget will fund transportation related projects. Figure 15.3 shows the service types of the projects in the FY11-FY15 Capital Improvement Program. The Capital Improvement Program continues to spend the majority of funds on transportation projects. The budgeted reserves are not reflected below.



Capital Improvement Program Analysis

Project Funding Sources

Table 15.1 shows the project funding sources for the FY11 capital budget and the FY11-FY15 capital improvement program. The Capital Improvements Fund (Fund 305) is the primary source of funding for the FY11 capital budget. Fund 305 will fund \$5,885,000 or 34.3% of the total FY11 capital budget. In the FY11-FY15 capital improvement program, the Capital Improvements Fund (Fund 305) continues as the primary source of funding. It will fund \$29,785,448 or 34.0% of the total FY11-FY15 program. The budgeted reserves are not reflected below.

**Table 15.1
FY11- FY15 Project Funding Sources**

Funding Source	FY 2011 Budget	%	FY 2011 - FY 2015 Program	%
Grants (Fund 125)	80,000	0.5%	400,000	0.5%
EMS MSTU (Fund 135)	802,000	4.7%	3,882,040	4.4%
Capital Improvements (Fund 305)	5,885,000	34.3%	29,785,448	34.0%
Transportation Improvements* (Fund 306)	89,000	0.5%	4,910,249	5.6%
Sales Tax (Fund 308)	4,650,000	27.1%	18,882,197	21.5%
Sales Tax Ext. (Fund 309)	4,242,238	24.7%	21,874,092	25.0%
Bond Series 2003A (Fund 311)	306,000	1.8%	371,000	0.4%
Bond Series 1999 (Fund 318)	335,000	2.0%	607,500	0.7%
Solid Waste (Fund 401)	780,000	4.5%	6,957,481	7.9%
TOTAL	\$ 17,169,238	100.0%	\$ 87,670,007	100.0%

Notes:

*During the June 22, 2010 budget workshop, the Board approved the realignment of funds from the Local Economic Stimulus Program projects in order to fund Transportation and Stormwater Improvements and equipment for the Public Works Department.

Reserves for Capital Projects

The FY11 capital budget includes a series of dedicated reserves for future projects: General Government (\$10.4 million) and Intersection/Resurfacing (\$13.1 million).

General Government: As part of the annual budget process, the County evaluates the resources necessary to support the five year capital improvement program. Depending upon the level of reserves, additional general revenue is contemplated to be transferred to the capital projects to maintain a five year funded program. This approach began during the FY08 budget process to support the funding of maintenance and essential capital projects. The goal is to provide funding to maintain the existing infrastructure of the County. Through this effort, the County is able to avoid large increases/decreases in funding over the five year period. The out-year budgets reflect the capital reserves being depleted by FY14.

Intersection/Resurfacing: During the FY08 budget process, the County established this reserve account to support intersection and resurfacing projects for the next six to eight years. The funds are restricted by law to be used for transportation projects or the jail. With the decline in gas tax revenues, the need to have this resource for maintaining the existing infrastructure has become critical. The out-year budgets reflect the capital reserves being depleted by FY15. Beginning in FY14, the Capital Improvement Budget contemplates using the Sales Tax Extension (Fund 309) to fund resurfacing and intersection improvements projects.

Capital Improvement Program Analysis

New and Revised Capital Projects

Table 15.2 shows the new and revised projects for FY11 capital budget and FY11-FY15 capital improvement program. A total of 18 projects in the amount of \$2,378,500 will be funded in FY11. For the five year period of a total of \$12,859,500 is budgeted for 25 new and revised projects.

**Table 15.2
FY11 - FY15 New and Revised Projects**

New and Revised Projects	FY11 Budget	%	FY11 - FY15 Program	%
Apalachee Parkway Regional Park	75,000	3.2%	475,000	3.7%
Centralized Storage Facility	-	0.0%	200,000	1.6%
Emergency Medical Services Vehicle	33,500	1.5%	33,500	0.3%
Equipment Service Bay	-	0.0%	190,000	1.5%
Financial Hardware and Software	30,000	1.3%	30,000	0.2%
Fleet Management Shop Equipment	60,000	2.6%	60,000	0.5%
Fort Braden Renovations	70,000	3.1%	70,000	0.5%
Fred George Park	-	0.0%	250,000	1.9%
Gum Road Target Planning Area	-	0.0%	5,180,000	40.6%
Huntington Oaks Community Rooms	396,000	17.4%	396,000	3.1%
Huntington Oaks Plaza Renovations	454,000	19.9%	454,000	3.6%
J.R. Alford Greenway	40,000	1.8%	615,000	4.8%
Killearn Lakes Plantation Stormwater	-	0.0%	1,000,000	7.8%
Main Library Improvements	40,000	1.8%	160,000	1.2%
Miccosukee Community Center	-	0.0%	500,000	3.9%
Okeeheepkee Prairie Park	265,000	11.6%	1,115,000	8.7%
Playground Equipment Replacement	160,000	7.0%	811,000	6.4%
Public Works Design and Engineering Services	60,000	2.6%	300,000	2.4%
Records Management	-	0.0%	325,000	2.5%
Solid Waste Learning Center	105,000	4.6%	105,000	0.8%
Solid Waste Master Plan	100,000	4.4%	100,000	0.8%
Solid Waste Technology Enhancements	45,000	2.0%	45,000	0.4%
Solid Waste Trolley	45,000	2.0%	45,000	0.4%
Springhill Road Bridge	300,000	13.2%	300,000	2.4%
Total	\$2,278,500	100.0%	\$12,759,500	100.0%

Management of Capital Projects

Table 15.3 shows the managing departments of the FY11 capital budget and FY11-FY15 capital improvement program. A total of 63 projects will be funded in FY11 Capital Improvement Program. Engineering Services will manage 49.5% of these projects totaling \$8,502,238. The budgeted reserves and carryforward projects are not reflected below.

**Table 15.3
FY11 - FY15 Managing Departments**

Managing Department	FY11 Number of Projects	FY11	%	FY11 - FY15 Program	%
Engineering Services	11	8,502,238	49.5%	39,718,289	45.3%
Facilities Management	12	2,055,000	12.0%	4,386,000	5.0%
Fleet Management	4	1,886,000	11.0%	15,327,597	17.5%
Management Info. Services	13	1,473,500	8.6%	7,767,840	8.9%
Miscellaneous (i.e. Admin, EMS)	3	513,500	3.0%	3,183,800	3.6%
Parks & Recreation	8	1,100,000	6.4%	5,966,000	6.8%
Public Works - Operations	4	859,000	5.0%	4,363,000	5.0%
Solid Waste	8	780,000	4.5%	6,957,481	7.9%
TOTAL	63	\$ 17,169,238	100.0%	\$ 87,670,007	100.0%

**Leon County Government
Fiscal Year 2011 Budget**

Capital Projects By Managing Departments

Project	#	Life to Date FY 2009	Adj Bud FY 2010	FY 2011 Planned	FY 2012 Planned	FY 2013 Planned	FY 2014 Planned	FY 2015 Planned	FY11 - FY15 Total	Project Cost Total
Fleet Management										
EMS Vehicle & Equipment Replacement	026014	1,839,383	514,254	756,000	612,250	514,292	633,798	869,400	3,385,740	5,739,377
Fleet Management Shop Equipment	026010	-	-	60,000	-	-	-	-	60,000	60,000
General Vehicle & Equipment Replacement	026003	1,627,796	492,000	270,000	550,000	605,000	544,500	626,175	2,595,675	4,715,471
Public Works Vehicle & Equipment Replacement	026005	5,137,370	1,001,907	-	1,186,710	1,068,039	950,000	1,092,500	4,297,249	10,436,526
Stormwater Vehicle & Equipment Replacement	026004	2,961,337	498,500	800,000	990,431	1,090,474	980,528	1,127,500	4,988,933	8,448,770
Fleet Management Subtotal		11,565,886	2,506,661	1,886,000	3,339,391	3,277,805	3,108,826	3,715,575	15,327,597	29,400,144
Public Works - Operations										
Arterial & Collector Roads Pavement Markings	026015	72,983	115,515	29,000	71,000	71,000	71,000	71,000	313,000	501,498
Open Graded Cold Mix Stabilization	026006	6,952,734	1,806,507	600,000	600,000	600,000	600,000	600,000	3,000,000	11,759,241
Private Road Maintenance - Program Start Up	057003	58,539	100,000	100,000	100,000	100,000	100,000	100,000	500,000	658,539
Stormwater Maintenance Filter Replacement	066026	262,636	215,294	130,000	120,000	100,000	100,000	100,000	550,000	1,027,930
Public Works - Operations Subtotal		7,346,892	2,237,316	859,000	891,000	871,000	871,000	871,000	4,363,000	13,947,208
Solid Waste										
Equipment Service Bay	036014	-	-	-	-	-	190,000	-	190,000	190,000
Household Hazardous Waste Collection Center	036019	-	531,000	-	-	-	-	-	-	531,000
Landfill Improvements	036002	702,831	174,334	100,000	100,000	100,000	100,000	100,000	500,000	1,377,165
Solid Waste Heavy Equip. & Vehicle Replacement	036003	1,370,171	376,397	175,000	661,091	827,890	900,000	865,000	3,428,981	5,175,549
Solid Waste Learning Center	036030	-	-	105,000	-	-	-	-	105,000	105,000
Solid Waste Trolley	036031	-	-	45,000	-	-	-	-	45,000	45,000
Solid Waste Master Plan	036028	-	-	100,000	-	-	-	-	100,000	100,000
Solid Waste Technology Enhancements	036008	-	-	45,000	-	-	-	-	45,000	45,000
Transfer Station Heavy Equipment Replacement	036010	1,053,465	435,000	160,000	410,000	451,000	487,500	585,000	2,093,500	3,581,965
Transfer Station Improvements	036023	5,498	579,303	50,000	50,000	100,000	100,000	150,000	450,000	1,034,801
Solid Waste Subtotal		3,131,965	2,096,034	780,000	1,221,091	1,478,890	1,777,500	1,700,000	6,957,481	12,185,480
Parks & Recreation										
Apalachee Parkway Regional Park	045001	1,333,239	285,827	75,000	250,000	50,000	50,000	50,000	475,000	2,094,066
Athletic Field Lighting	046008	303,000	-	160,000	125,000	0	0	0	285,000	588,000
Capital Cascades Greenway - Lake Henrietta	042003	423,766	331,400	-	-	-	-	-	-	755,166
Fred George Park	043007	120,697	2,025,750	-	200,000	-	-	50,000	250,000	2,396,447
Greenways Capital Maintenance	046009	300,397	90,000	125,000	125,000	150,000	150,000	150,000	700,000	1,090,397
Hopkins Crossing	042002	456	14,544	-	-	-	-	-	-	15,000
J.R. Alford Greenway	045004	75,000	-	40,000	-	-	75,000	500,000	615,000	690,000
Okeehoopkee Prairie Park	043008	-	-	265,000	272,500	77,500	500,000	-	1,115,000	1,115,000
Parks Capital Maintenance	046001	507,815	230,000	175,000	175,000	175,000	175,000	175,000	875,000	1,612,815
Pedrick Road Pond Walking Trail	055005	-	125,000	-	-	-	-	-	-	125,000
Playground Equipment Replacement	046006	-	-	160,000	160,000	163,000	163,000	165,000	811,000	811,000
St. Marks Headwaters Greenways	047001	200,000	-	100,000	100,000	135,000	100,000	100,000	535,000	735,000
Tower Road Park	043003	58,157	184,307	-	-	165,000	-	-	165,000	407,464
Tractor for Greenway Maintenance	046007	115,880	-	-	140,000	-	-	-	140,000	255,880
Parks and Recreation Subtotal		3,438,407	3,286,828	1,100,000	1,547,500	915,500	1,213,000	1,190,000	5,966,000	12,691,235
Engineering Services										
Arterial/Collector Resurfacing	056001	10,026,598	3,610,280	3,200,000	3,200,000	3,200,000	3,475,900	4,011,297	17,087,197	30,724,075
Bannerman Road	054003	334,715	2,598,520	-	-	-	-	-	-	2,933,235
Beech Ridge Trail	054010	7,851	836,743	-	-	-	-	-	-	844,594
Blue Print 2000 Water Quality Enhancements	067002	756,508	3,046,977	-	-	-	-	-	-	3,803,485
Bradfordville Pond 4 Outfall Stabilization	064005	8,342	388,894	-	-	-	-	-	-	397,236
Bradfordville Pond 6 Rehabilitation	064004	30,803	70,437	-	-	-	-	-	-	101,240
Buck Lake Road	055001	5,009,143	5,999,405	-	-	-	-	-	-	11,008,548
CARDS Stormwater Program: Start Up Costs	066001	-	190,000	50,000	50,000	50,000	50,000	50,000	250,000	440,000
CARDS Transportation Program: Start Up Costs	057900	70,461	100,000	100,000	100,000	100,000	100,000	100,000	500,000	670,461
Community Safety & Mobility	056005	2,086,048	2,057,833	500,000	500,000	500,000	750,000	750,000	3,000,000	7,143,881
FL D.O.T. Permitting Fees	056007	493,252	100,000	100,000	100,000	100,000	100,000	100,000	500,000	1,093,252
Gaines Street	051005	-	6,360,908	2,542,238	1,796,854	-	-	-	4,339,092	10,700,000
Gum Road Target Planning Area	062005	-	175,000	-	1,980,000	3,200,000	-	-	5,180,000	5,355,000
Intersection and Safety Improvements	057001	3,748,212	6,230,814	750,000	750,000	750,000	750,000	750,000	3,750,000	13,729,026
Killearn Acres Flood Mitigation	064001	481,081	2,229,316	-	-	-	-	-	-	2,710,397
Killearn Lakes Plantation Stormwater	064006	62,914	420,214	-	1,000,000	-	-	-	1,000,000	1,483,128
Lafayette Street Stormwater	065001	65,715	2,393,015	-	-	-	-	-	-	2,458,730
Lake Munson Restoration	062001	2,491,756	338,110	-	-	-	-	-	-	2,829,866
Lakeview Bridge	062002	133,542	75,934	700,000	-	-	-	-	700,000	909,476
Lexington Pond Retrofit	063005	1,708	5,596,723	-	-	-	-	-	-	5,598,431
Local Road Resurfacing	057005	1,987,967	901,167	-	850,000	-	850,000	-	1,700,000	4,589,134
Longwood Subdivision Retrofit	062004	790	224,119	-	-	-	-	-	-	224,909
Magnolia Drive and Lafayette Street Intersection	055005	65,429	776,337	-	-	-	-	-	-	841,766
North Monroe Turn Lane	053003	1,501,574	2,081,537	-	-	-	-	-	-	3,583,111
Pullen Road at Old Bainbridge Road	053002	77,565	1,300,112	-	-	-	-	-	-	1,377,677
Public Works Design and Engineering Services	056011	-	-	60,000	60,000	60,000	60,000	60,000	300,000	300,000
Springhill Road Bridge	051007	-	-	300,000	-	-	-	-	300,000	300,000
Talpeco Road & Highway 27 North	053005	-	380,138	-	-	-	-	-	-	380,138
Tram Road & Gaile Avenue	051003	-	-	200,000	-	-	-	-	200,000	200,000
Transportation and Stormwater Improvements	056010	-	7,813,336	-	912,000	-	-	-	912,000	8,725,336
Engineering Subtotal		29,441,974	56,295,869	8,502,238	11,298,854	7,960,000	6,135,900	5,821,297	39,718,289	125,456,132

**Leon County Government
Fiscal Year 2011 Budget**

Capital Projects By Managing Departments

Project	#	Life to Date FY 2009	Adj Bud FY 2010	FY 2011 Planned	FY 2012 Planned	FY 2013 Planned	FY 2014 Planned	FY 2015 Planned	FY11 - FY15 Total	Project Cost Total
Management Information Services										
Courtroom Technology	076023	488,004	145,856	50,000	50,000	50,000	50,000	50,000	250,000	883,860
Data Wiring	076003	341,294	33,203	25,000	25,000	25,000	25,000	25,000	125,000	499,497
Electronic Timesheets	076048	121,944	22,745	-	-	-	-	-	-	144,689
Emergency Medical Services Technology	076058	32,114	19,975	12,500	12,500	12,500	12,500	12,500	62,500	114,589
File Server Maintenance	076008	380,877	305,494	250,000	250,000	250,000	250,000	250,000	1,250,000	1,936,371
Financial Hardware and Software	076001	145,910	-	30,000	-	-	-	-	30,000	175,910
Geographic Information Systems	076009	3,812,615	230,280	230,280	238,280	238,280	238,280	238,280	1,183,400	5,226,295
GIS Incremental Basemap Update	076060	1,056,165	258,500	258,500	378,500	378,500	378,500	378,500	1,772,500	3,087,165
Network Backbone Upgrade	076018	372,969	209,178	150,000	80,000	80,000	80,000	80,000	470,000	1,052,147
Permit & Enforcement Tracking System Migration	076015	-	166,255	82,220	82,220	70,000	70,000	70,000	374,440	540,695
Property Appraiser Technology	076045	-	550,000	-	-	-	-	-	-	550,000
Public Defender Technology	076051	113,304	52,804	30,000	30,000	30,000	30,000	30,000	150,000	316,108
Records Management	076061	-	-	-	175,000	50,000	50,000	50,000	325,000	325,000
State Attorney Technology	076047	71,727	30,000	30,000	30,000	30,000	30,000	30,000	150,000	251,727
Supervisor of Elections Technology	076005	115,793	25,000	25,000	25,000	25,000	25,000	25,000	125,000	265,793
User Computer Upgrades	076024	1,763,554	445,843	300,000	300,000	300,000	300,000	300,000	1,500,000	3,709,397
Work Order Management	076042	288,007	115,122	-	-	-	-	-	-	403,129
Management Information Services Subtotal		9,104,277	2,610,255	1,473,500	1,676,500	1,539,280	1,539,280	1,539,280	7,767,840	19,482,372
Facilities Management										
Accessibility Improvements	086010	1,934,865	30,000	-	-	-	-	-	-	1,964,865
Architectural & Engineering Services	086001	163,172	60,000	60,000	60,000	60,000	60,000	60,000	300,000	523,172
BOA Acquisition/Renovation	086025	18,792,651	972,426	-	-	-	-	-	-	19,765,077
Branch Library Expansion	086055	-	2,867,081	-	-	-	-	-	-	2,867,081
Centralized Storage Facility	086054	156,570	33,431	-	50,000	50,000	50,000	50,000	200,000	390,001
Common Area Furnishings	086017	241,762	53,566	33,000	33,000	33,000	33,000	33,000	165,000	460,328
Courthouse Renovations	086027	7,832,209	87,562	-	-	-	-	-	-	7,919,771
Courthouse Repairs	086024	5,458,952	131,200	306,000	65,000	-	-	-	371,000	5,961,152
Courtroom Minor Renovations	086007	131,625	50,000	50,000	50,000	150,000	50,000	50,000	350,000	531,625
Eastside Library	085001	31,831	5,280,308	-	-	-	-	-	-	5,312,139
Elevator Generator Upgrades	086037	27,142	592,527	325,000	325,000	325,000	-	-	975,000	1,594,669
Emergency Medical Services Facility	096008	8,275	8,273,545	-	-	-	-	-	-	8,281,820
Fort Braden Renovations	082003	105,148	-	70,000	-	-	-	-	70,000	175,148
Gen. Government Maintenance and Minor	086057	-	21,800	15,000	15,000	15,000	15,000	15,000	75,000	96,800
Huntington Oaks Community Rooms	043009	-	-	396,000	-	-	-	-	396,000	396,000
Huntington Oaks Plaza Renovations	083002	-	-	454,000	-	-	-	-	454,000	454,000
Jail Roof Replacement	086031	32,720	3,570,996	-	-	-	-	-	-	3,603,716
Lake Jackson Library	083001	414,283	4,442,201	-	-	-	-	-	-	4,856,484
Main Library Improvements	086053	282,115	-	40,000	40,000	40,000	40,000	-	160,000	442,115
Miccosukee Community Center	044005	649,072	-	-	500,000	-	-	-	500,000	1,149,072
Parking Lot Maintenance	086033	10,000	89,118	16,000	16,000	16,000	16,000	16,000	80,000	179,118
Public Safety Complex	096016	69,373	14,289,454	-	-	-	-	-	-	14,358,827
Robert Stevens Health Clinic Maintenance	086056	3,074	126,073	290,000	-	-	-	-	290,000	419,147
Woodville Library	081004	-	707,264	-	-	-	-	-	-	707,264
Facilities Management Subtotal		36,344,839	41,678,552	2,055,000	1,154,000	689,000	264,000	224,000	4,386,000	82,409,391
Miscellaneous										
<i>Administration</i>										
Local Economic Stimulus Program	096019	-	755,000	-	-	-	-	-	-	755,000
<i>Emergency Medical Services</i>										
Additional Ambulance & Equipment	096013	166,263	5,546	-	194,250	-	206,050	-	400,300	572,109
Emergency Medical Services Equipment	096010	285,584	105,178	80,000	80,000	80,000	80,000	80,000	400,000	790,762
Emergency Medical Services Vehicle	096017	41,969	-	33,500	-	-	-	-	33,500	75,469
<i>Supervisor of Elections</i>										
Election Equipment	096015	1,250,527	1,302,473	400,000	300,000	1,650,000	-	-	2,350,000	4,903,000
Miscellaneous Subtotal		1,744,343	1,413,197	513,500	574,250	1,730,000	286,050	80,000	3,183,800	6,341,340
Total Capital Improvement Program		102,118,583	112,124,712	17,169,238	21,702,586	18,461,475	15,195,556	15,141,152	87,670,007	301,913,302

The Capital Improvement projects highlighted are fully funded in FY10. It is anticipated that these projects will be carryforward into the next fiscal year. These projects are listed under FY10 Anticipated Carryforward Projects. These projects are not included in the Management of Capital Projects Table 15.3.

**Leon County Government
FY 2011/FY 2015 Capital Improvement Program**

FY10 Anticipated Carryforward Projects

Table 15.4 is a schedule of the anticipated FY10 carryforward projects. All projects are fully funded. It is anticipated that the funding for these projects will be carryforward from Fiscal Year 2010 into Fiscal Year 2011.

**Table 15.4
FY10 Anticipated Carryforward Projects**

Project Title	Life to Date 2009	FY10 Adjusted Budget	FY10 YTD Activity
Culture & Recreation			
Branch Library Expansion	-	2,867,081	691,878
Capital Cascades Greenway - Lake Henrietta	423,766	331,400	313,847
Eastside Library	31,831	5,280,308	239,180
Hopkins Crossing Park	456	14,544	-
Lake Jackson Library	414,283	4,442,201	2,849,381
Pedrick Road Pond Walking Trail	-	125,000	2,295
Woodville Library	-707,264		24,556
<i>Subtotal</i>	<i>\$870,336</i>	<i>\$13,767,798</i>	<i>\$4,121,137</i>
General Government			
Accessibility Improvements 1,934,865		30,000	8,578
Bank of America Building Acquisition/Renovations 18,792,651		972,426	351,236
Courthouse Renovations 7,832,209		87,562	62,958
Electronic Timesheets	121,944	22,745	-
Local Economic Stimulus Program	-	755,000	-
Property Appraiser Technology	-	550,000	164,500
Work Order Management	288,007	115,122	93,106
<i>Subtotal</i>	<i>\$28,969,676</i>	<i>\$2,532,855</i>	<i>\$680,378</i>
Health & Safety			
Emergency Medical Services Facility	8,275	8,273,545	-
Jail Roof Replacement	32,720	3,570,996	-
Public Safety Complex	69,373	6,423,159	285,647
<i>Subtotal</i>	<i>\$110,368</i>	<i>\$26,133,995</i>	<i>285,647</i>
Physical Environment			
Blue Print 2000 Water Quality Enhancements	756,508	3,046,977	185,991
Bradfordville Pond 4 Outfall Stabilization	8,342	388,894	23,754
Bradfordville Pond 6 Rehabilitation	30,803	70,437	56,180
Killearn Acres Flood Mitigation	481,081	2,229,316	534,690
Lafayette Street Stormwater	65,715	2,393,015	9,616
Lake Munson Restoration	2,491,756	338,110	58,288
Lexington Pond Retrofit	1,708	5,596,723	26,347
Longwood Subdivision Retrofit	790	224,119	438
<i>Subtotal</i>	<i>\$3,836,703</i>	<i>\$14,287,591</i>	<i>\$895,304</i>
Transportation			
Bannerman Road	334,715	2,598,520	565,496
Beech Ridge Trail	7,851	836,743	692
Buck Lake Road	5,009,143	5,999,405	941,907
Magnolia Drive & Lafayette Street Intersection	65,429	776,337	1,844
North Monroe Turn Lane	1,501,574	2,081,537	201,135
Pullen Road at Old Bainbridge Road	77,565	1,300,112	28,096
Talpeco Road & Highway 27 North	-	380,138	4,581
<i>Subtotal</i>	<i>\$6,996,277</i>	<i>\$13,972,792</i>	<i>\$1,743,751</i>
Grand Total	\$40,783,360	\$72,828,736	\$7,726,217

Operating Budget Impact

The following is a general description of some of the impacts that different types of projects can have on the operating budget.

Facilities

The construction or acquisition of a new facility increases the square footage that the County is required to maintain. This increase results in additional expenses including utilities, maintenance and custodial contracts, and repairs. New community centers and libraries are typically service enhancements and also require additional staffing, operating supplies, library materials and machinery and equipment. A new facility may also involve the cancellation of a lease on an existing facility to help offset the increased costs.

Renovations or upgrades to an existing facility are often completed in order to improve efficiency and avoid total replacement. An increase in efficiency often results in a reallocation of staff time and a decrease in costs such as maintenance, utilities and repairs.

Parks/Greenways & Trails

The development of a new park or greenway and trail space increases the acreage that the County is required to maintain. This increase results in additional expenses including maintenance staff, maintenance vehicles and equipment, operating supplies and utilities.

Roadways

The improvement of roadways generally requires ongoing maintenance costs such as pothole patching, lane and crosswalk re-striping, sign and traffic signal replacement, and roadside right-of-way mowing and maintenance.

Stormwater

The improvements of existing stormwater ponds or drainage systems and construction of new ponds or drainage systems are often completed to correct a deficiency. These corrections typically result in decreases in maintenance and repair costs.

Technology

The implementation of new technology often requires an increase for maintenance contracts once the warranty period has expired. Upgrades to existing technology do not usually have any additional costs. The upgrades can result in a decrease in maintenance costs and a reallocation of staff time due to the increased efficiency.

Vehicles/Equipment

The purchase of a new vehicle or piece of equipment results in additional expenses including vehicle coverage, preventative maintenance, fuel and oil, and operating supplies. The purchase of a new vehicle or piece of equipment may also require additional staffing for operation. Replacement vehicles or equipment do not usually impact the operating budget.

**Leon County Government
FY 2011/FY 2015 Capital Improvement Program**

Operating Budget Impacts

Table 15.5 outlines the estimated impacts that some projects may have on the operating budget. Impacts are shown in the fiscal year in which they are anticipated to begin and the out years that will be affected by additional operating costs. The impacts shown in this table are only estimates and include projects that will reduce the operating budgets of some departments. These impact estimates are subject to change.

Table 15.5 – Operating Budget Impacts by Project

Project	#	FY 2011 Estimated	FY 2012 Estimated	FY 2013 Estimated	FY 2014 Estimated	FY 2015 Estimated
Additional Ambulance & Equipment	096013	-	316,415	316,415	632,830	632,830
Apalachee Parkway Regional Park	045001	-	25,000	25,000	25,000	25,000
Athletic Field Lighting	046008	10,000	10,000	10,000	10,000	10,000
Branch Library Expansion*	086055	58,000	58,950	59,970	60,970	62,065
Eastside Library*	085001	-	339,825	282,584	286,058	289,629
Elevator Generator Upgrades**	086037	(30,000)	(30,000)	(30,000)	(30,000)	(30,000)
EMS Vehicle	096017	3,000	3,000	3,000	3,000	3,000
File Server Upgrades**	076008	(10,000)	(10,000)	(10,000)	(10,000)	(10,000)
Household Hazardous Waste Collection Center	036019	2,400	2,400	2,400	2,400	2,400
JR Alford Greenway	045004	-	-	-	-	52,000
Lake Jackson Library*	083001	-	259,519	215,744	218,712	221,748
Okeehoopkee Prairie Park	043008	-	12,000	12,000	30,000	30,000
St. Marks Headwaters Greenways	047001	-	-	124,476	124,476	124,476
Solid Waste Management	036031	1,900	1,900	1,900	1,900	1,900
Tractor of Greenways Maintenance	046007	-	15,092	15,092	15,092	15,092
Woodville Library*	081004	-	163,534	154,418	155,729	157,083
Total Estimated Operating Budget Impacts		\$35,300	\$1,167,635	\$1,182,999	\$1,526,167	\$1,270,808

Notes:

*Projects that share operating impacts with two or more departments. The operating impacts by department are listed in each project detail description.

**The upgrades to the elevator generators and file servers are anticipated to reduce the Facilities Management Operating budget by \$40,000 each fiscal year by decreasing maintenance and utilities.

Table 15.6 outlines the estimated operating budget impacts by Department. Impacts are shown in the fiscal year in which they are anticipated to begin and the out years that will be affected by additional operating costs. The impacts shown in this table are only estimates and are subject to change. In addition, departments may share the operating impacts of one project, such as the libraries. For example, Facilities Management is responsible for the utilities and maintenance of the libraries while the Library Services is responsible for personnel and operating supplies.

Table 15.6 – Operating Budget Impacts by Department

Department	FY 2011 Estimated	FY 2012 Estimated	FY 2013 Estimated	FY 2014 Estimated	FY 2015 Estimated
Emergency Medical Services	3,000	319,415	319,415	635,830	635,830
Facilities Management	9,000	187,545	192,110	196,745	201,530
Library Services	9,000	594,283	480,606	484,724	488,995
Parks & Recreation	10,000	62,092	186,568	204,568	256,568
Solid Waste Management	4,300	4,300	4,300	4,300	4,300
Total Estimated Operating Budget Impacts	\$35,300	\$1,167,635	\$866,584	\$1,526,167	\$1,587,223

Personnel Operating Budget Impacts

Table 15.7 outlines the estimated personnel operating budget impacts by Department. Impacts are shown in the fiscal year in which they are anticipated to begin and the out years that will be affected. The impacts shown in this table are only estimates and are subject to change.

Table 15.7 – Personnel Budget Impacts by Department

Department	FY 2011 Estimated	FY 2012 Estimated	FY 2013 Estimated	FY 2014 Estimated	FY 2015 Estimated
Emergency Medical Services	-	215,845	215,845	431,690	431,690
Library Services	-	439,639	471,606	475,724	479,995
Parks & Recreation	-	-	46,840	46,840	46,840
Total Estimated Impact	-	\$655,484	\$734,291	\$954,254	\$958,525

Culture & Recreation Overview

The Culture and Recreation contains capital improvement projects designed to facilitate the provision, maintenance, and operation of culture and recreation facilities and activities. Major culture and recreation capital projects funded in FY11 include: Greenways and Parks Capital Maintenance, Playground Equipment Replacement, design and permits for Okeeheepkee Park, and renovations to Fort Braden Community Center.

Managing Departments:

Table 15.8 shows that Parks & Recreation will manage 68% of the FY11 culture and recreation capital improvement projects or eight projects for FY11. Facilities Management will manage three projects accounting for 32% of the Culture and Recreation capital improvement projects.

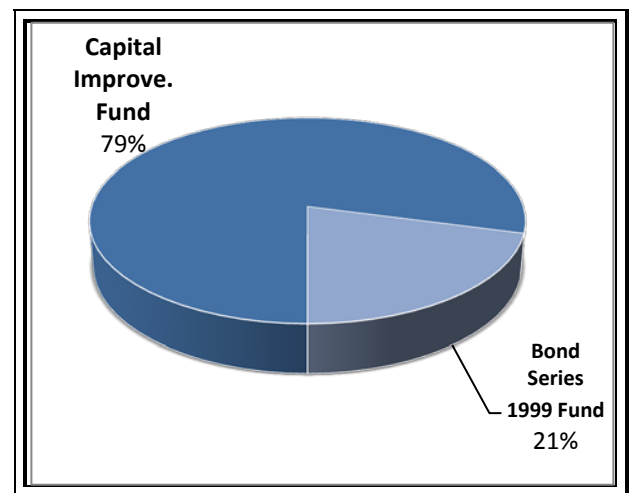
Table 15.8
FY11 Culture & Recreation Projects
By Managing Department

Managing Department	# of Projects	FY11 Budget
Facilities Management	3	\$506,000
Parks and Recreation	8	\$1,100,000
Total	11	\$1,606,000

Funding Sources:

Figure 15.4 shows that 79% (\$1,271,000) of culture and recreation projects are funded in FY11 by the Capital Improvements Fund (Fund 305). The Bond Series 1999 Fund will fund 21% (\$335,000).

Figure 15.4
FY11 Culture & Recreation Projects
By Funding Source



Operating Budget Impacts:

Table 15.9 shows the estimated impacts that some Culture and Recreation projects have on the operating budget. Impacts are shown in the fiscal year which they are anticipated to begin as well as the out-years that are affected by additional operating costs. These impacts are only estimates and are subject to change.

Table 15.9
FY11 Culture & Recreation Operating Budget Impacts

Project	Project #	FY11 Estimate	FY12 Estimate	FY13 Estimate	FY14 Estimate	FY15 Estimate
Apalachee Parkway Regional Park	045001	-	25,000	25,000	25,000	25,000
Athletic Field Lighting	046008	10,000	10,000	10,000	10,000	10,000
Branch Library Expansion	086055	58,000	58,950	59,970	60,970	62,065
Eastside Library	085001	-	339,825	282,584	286,058	289,629
J.R. Alford Greenway	045004	-	-	-	-	52,000
Lake Jackson Library	083001	-	259,519	215,744	218,712	221,748
Okeeheepkee Prairie Park	043008	-	12,000	12,000	30,000	30,000
St. Marks Headwaters Greenways	047001	-	-	124,476	124,476	124,476
Tractor of Greenways Maintenance	046007	-	15,092	15,092	15,092	15,092
Woodville Library	081004	-	163,534	154,418	155,729	157,083
Total		\$68,000	\$883,920	\$899,284	\$926,037	\$987,093

Leon County Government
FY 2011/FY 2015 Capital Improvement Program

Culture & Recreation Index

Page	Project	#	Life to Date FY 2009	Adj Bud FY 2010	FY 2011 Budget	FY11 - FY15 Total	Project Total
15-18	Apalachee Parkway Regional Park	045001	1,333,239	285,827	75,000	475,000	2,094,066
15-19	Athletic Field Lighting	046008	303,000	-	160,000	285,000	588,000
15-20	Branch Library Expansion	086055	-	2,867,081	-	-	2,867,081
15-21	Capital Cascades Greenway - Lake Henrietta	042003	423,766	331,400	-	-	755,166
15-22	Eastside Library	085001	31,831	5,280,308	-	-	5,312,139
15-23	Fort Braden Renovations	082003	105,148	-	70,000	70,000	175,148
15-24	Fred George Park	043007	120,697	2,025,750	-	250,000	2,396,447
15-25	Greenways Capital Maintenance	046009	300,397	90,000	125,000	700,000	1,090,397
15-26	Hopkins Crossing Park	042002	455	14,544	-	-	14,999
15-27	Huntington Oaks Community Rooms	043009	-	-	396,000	396,000	396,000
15-28	J.R. Alford Greenway	045004	75,000	-	40,000	615,000	690,000
15-29	Lake Jackson Library	083001	414,283	4,442,201	-	-	4,856,484
15-30	Main Library Improvements	086053	282,115	-	40,000	160,000	442,115
15-31	Miccosukee Community Center	086053	649,072	-	-	500,000	1,149,072
15-32	Okeeheepkee Prairie Park	043008	-	-	265,000	1,115,000	1,115,000
15-33	Parks Capital Maintenance	046001	507,815	230,000	175,000	875,000	1,612,815
15-34	Pedrick Road Pond Walking Trail	045007	-	125,000	-	-	125,000
15-35	Playground Equipment Replacement	046006	-	-	160,000	811,000	811,000
15-36	St. Marks Headwaters Greenways	047001	200,000	-	100,000	535,000	735,000
15-37	Tower Road Park	043003	58,157	184,307	-	165,000	407,464
15-38	Tractor for Greenways Maintenance	046007	115,880	-	-	140,000	255,880
15-39	Woodville Library	081004	-	707,264	-	-	707,264
Culture and Recreation Total:			\$4,920,855	\$16,583,682	\$1,606,000	\$7,092,000	\$28,596,537

The Capital Improvement projects highlighted are fully funded in FY10. It is anticipated that these projects will be carryforward into the next fiscal year.

**Leon County Government
FY 2011/FY 2015 Capital Improvement Program**

Apalachee Parkway Regional Park

Dept/Div:	Parks & Recreation	Comp Plan CIE Project:	N/A
Project #:	045001	Capital Improvement:	N/A
Service Type:	Culture & Recreation	Level of Service Standard:	N/A
Status:	Existing Revised Project	Current Level of Service:	N/A

Project Description/Justification

This project is for the design and construction of an entrance road to the cross country track area and other improvements to the cross county track. The improvements schedule is as follows:

- FY 2011: Design and Permit fees for the road and trail improvements
- FY 2012: Construction of a gravel entrance road
- FY 2013: Trail improvements and electricity to the site
- FY 2014: Trail improvements and electricity to the site
- FY 2015: Revised Master Plan for the park

Financial Summary

Funding Source	Life To Date FY 2009	Adjusted Budget FY 2010	Year To Date FY 2010	FY 2011 Budget	FY 2012 Planned	FY 2013 Planned	FY 2014 Planned	FY 2015 Planned	5 Year Total	Total Project Cost
305 Capital Improvements	0	285,827	265,521	75,000	250,000	50,000	50,000	50,000	475,000	475,000
309 Sales Tax - Extension	839,751	0	0	0	0	0	0	0	0	839,751
401 Solid Waste	493,488	0	0	0	0	0	0	0	0	493,488
	1,333,239	285,827	265,521	75,000	250,000	50,000	50,000	50,000	475,000	1,808,239

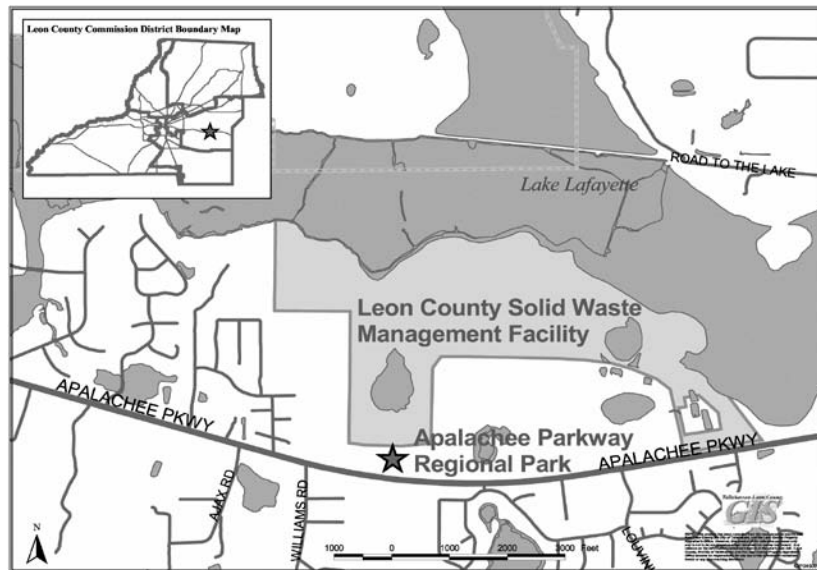
Policy/Comprehensive Plan Information

Parks & Recreation Master Plan (1997)
Parks & Recreation Element of the Comprehensive Plan, Policy 1.1.3, 1.2.1 and 1.2.5

Operating Budget Impact

This project will have annual impact on the Parks and Recreation operating budget. The following are the estimated impacts to the budget beginning in FY 2012:

\$25,000 Road Materials and Supplies



**Leon County
FY 2011/FY 2015 Capital Improvement Program**

Athletic Field Lighting

Dept/Div:	Parks & Recreation	Comp Plan CIE Project:	N/A
Project #:	046008	Capital Improvement:	N/A
Service Type:	Culture & Recreation	Level of Service Standard:	N/A
Status:	Existing Project	Current Level of Service:	N/A

Project Description/Justification

This project is for the lighting of athletic fields at J. Lewis Hall, Park in Woodville. This project will light three additional fields at this location, which are the last fields in the County without lighting. The lighting of the fields allows additional time to complete an evening game or practice during the weekdays. The new lights will be the new musco green lights, which use less energy and meet the goals of the County's Climate Action Plan.

Financial Summary

Funding Source	Life To Date FY 2009	Adjusted Budget FY 2010	Year To Date FY 2010	FY 2011 Budget	FY 2012 Planned	FY 2013 Planned	FY 2014 Planned	FY 2015 Planned	5 Year Total	Total Project Cost
305 Capital Improvements	303,000	0	0	160,000	125,000	0	0	0	285,000	588,000
	303,000	0	0	160,000	125,000	0	0	0	285,000	588,000

Policy/Comprehensive Plan Information

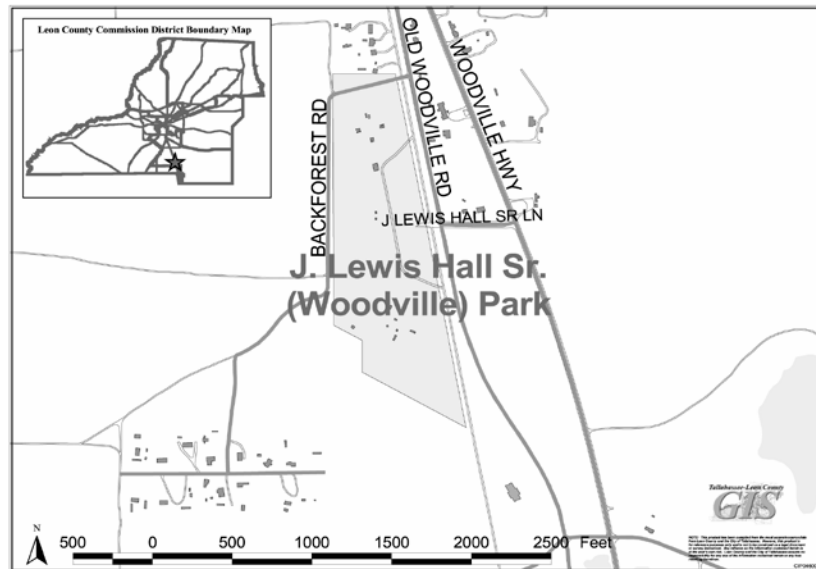
Parks & Recreation Master Plan (1997)
Parks & Recreation Element of the Comprehensive Plan, Policy 1.1.3

Operating Budget Impact

This project will have annual impacts on the Parks & Recreation operating budget once a field has lights. The following are the estimated impacts:

FY 2011
\$10,000 per field for costs such as utilities, repairs/maintenance, etc.

FY 2012 - FY 2015
\$10,000 per field for costs such as utilities, repairs/maintenance, etc.



**Leon County Government
FY 2011/FY 2015 Capital Improvement Program**

Branch Library Expansion

Dept/Div:	Facilities Management	Comp Plan CIE Project:	N/A
Project #:	086055	Capital Improvement:	N/A
Service Type:	Culture & Recreation	Level of Service Standard:	N/A
Status:	Existing Project - Carryforward	Current Level of Service:	N/A

Project Description/Justification

This project is for the expansion of two branch libraries: Northeast Library and BL Perry Library.

Financial Summary

Funding Source	Life To Date FY 2009	Adjusted Budget FY 2010	Year To Date FY 2010	FY 2011 Budget	FY 2012 Planned	FY 2013 Planned	FY 2014 Planned	FY 2015 Planned	5 Year Total	Total Project Cost
305 Capital Improvements	0	2,867,081	691,878	0	0	0	0	0	0	2,867,081
	0	2,867,081	691,878	0	0	0	0	0	0	2,867,081

Policy/Comprehensive Plan Information

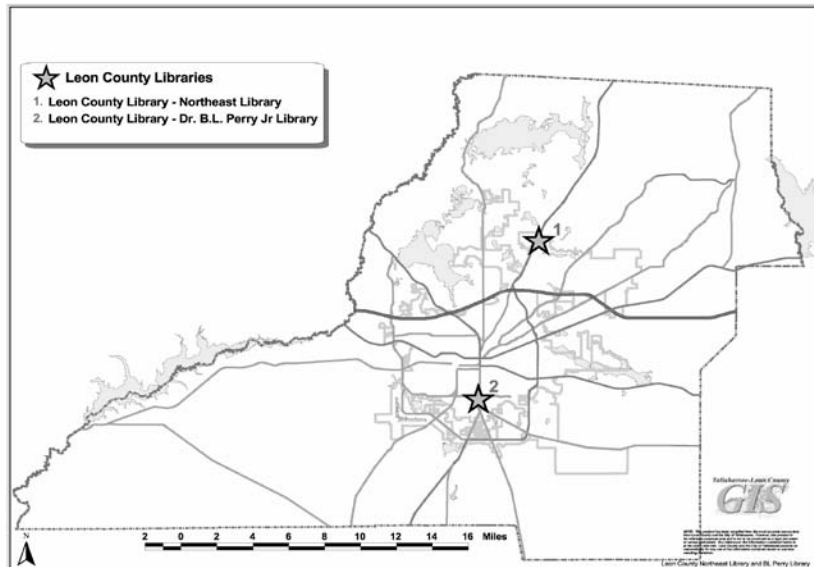
Leon County Code, Appendix C - Special Acts, Chapter 10 - Library
 Florida Statutes, Chapter 257 - Public Libraries and State Archives
 Florida Administrative Code, Chapter 1B-2 - State Aid to Libraries Grant Program

Operating Budget Impact

This project will have annual impacts on the Library Services and Facilities Management operating budgets once the libraries have been expanded. The following are the estimated impacts to the operating budgets:

FY11 - Northeast Library Expansion
 \$4,500 for Library Services costs such as operating supplies and library materials.
 \$30,340 for Facilities Management costs such as utilities, maintenance, security, and repairs.

FY11 - BL Perry Library Expansion
 \$4,500 for Library Services costs such as operating supplies and library materials.
 \$18,660 for Facilities Management costs such as utilities, maintenance, security, and repairs.



Leon County
FY 2011/FY 2015 Capital Improvement Program

Capital Cascades Greenway - Lake Henrietta

Dept/Div:	Parks & Recreation	Comp Plan CIE Project:	N/A
Project #:	042003	Capital Improvement:	N/A
Service Type:	Culture & Recreation	Level of Service Standard:	N/A
Status:	Existing Project - Carryforward	Current Level of Service:	N/A

Project Description/Justification

This project is for the development of a public trail and greenway system along the Lake Henrietta/Lake Munson portion of the master planned Capital Cascades Greenway. This project is also for fencing the property line between the county land and the private homes.

Financial Summary

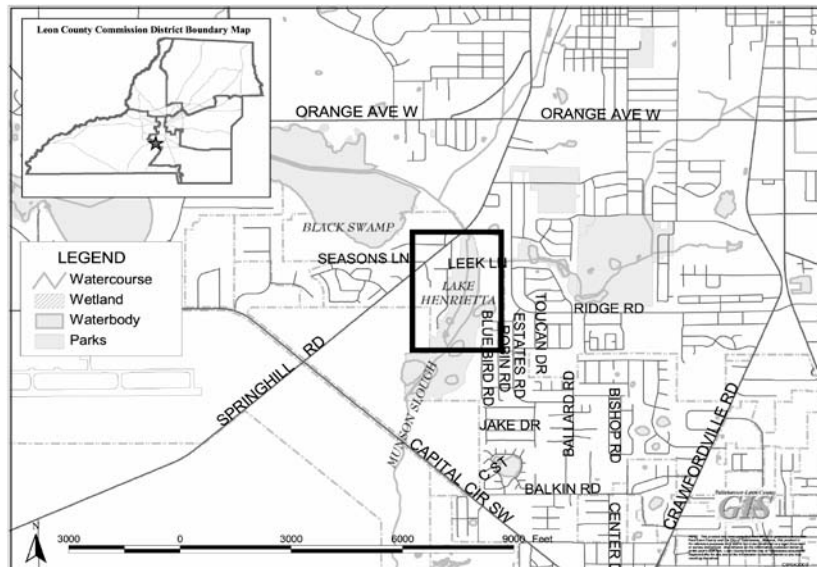
Funding Source	Life To Date FY 2009	Adjusted Budget FY 2010	Year To Date FY 2010	FY 2011 Budget	FY 2012 Planned	FY 2013 Planned	FY 2014 Planned	FY 2015 Planned	5 Year Total	Total Project Cost
125 Grants	180,000	0	0	0	0	0	0	0	0	180,000
305 Capital Improvements	9,598	0	0	0	0	0	0	0	0	9,598
309 Sales Tax - Extension	234,168	331,400	313,847	0	0	0	0	0	0	565,568
	423,766	331,400	313,847	0	0	0	0	0	0	755,166

Policy/Comprehensive Plan Information

Lake Henrietta Master Plan
 Parks & Recreation Element of the Comprehensive Plan, Policy 1.1.3 and 1.1.4 and Objective 1.2

Operating Budget Impact

N/A



**Leon County Government
FY 2011/FY 2015 Capital Improvement Program**

Eastside Library

Dept/Div:	Facilities Management	Comp Plan CIE Project:	N/A
Project #:	085001	Capital Improvement:	N/A
Service Type:	Culture & Recreation	Level of Service Standard:	N/A
Status:	Existing Project - Carryforward	Current Level of Service:	N/A

Project Description/Justification

This project is for the construction of a branch library in the District 5 region of the County. The library will be located near Pedrick Pond off of Mahan. This will be a stand-alone branch and will replace the existing storefront location. The County will apply for a State grant to help offset the costs for construction of the Eastside Library. The project will be done consistent with the Climate Action Plan and will be Leadership in Energy and Environmental Design (LEED) certified.

Financial Summary

Funding Source	Life To Date FY 2009	Adjusted Budget FY 2010	Year To Date FY 2010	FY 2011 Budget	FY 2012 Planned	FY 2013 Planned	FY 2014 Planned	FY 2015 Planned	5 Year Total	Total Project Cost
305 Capital Improvements	31,831	5,280,308	239,180	0	0	0	0	0	0	5,312,139
	31,831	5,280,308	239,180	0	0	0	0	0	0	5,312,139

Policy/Comprehensive Plan Information

Leon County Code, Appendix C - Special Acts, Chapter 10 - Library
 Florida Statutes, Chapter 257 - Public Libraries and State Archives
 Florida Administrative Code, Chapter 1B-2 - State Aid to Libraries Grant Program

Operating Budget Impact

This project will have annual impacts on the Library Services and Facilities Management operating budgets once the library is in operation. The following are the estimated impacts anticipated to begin in FY 2012:

FY 2012 Library Services:

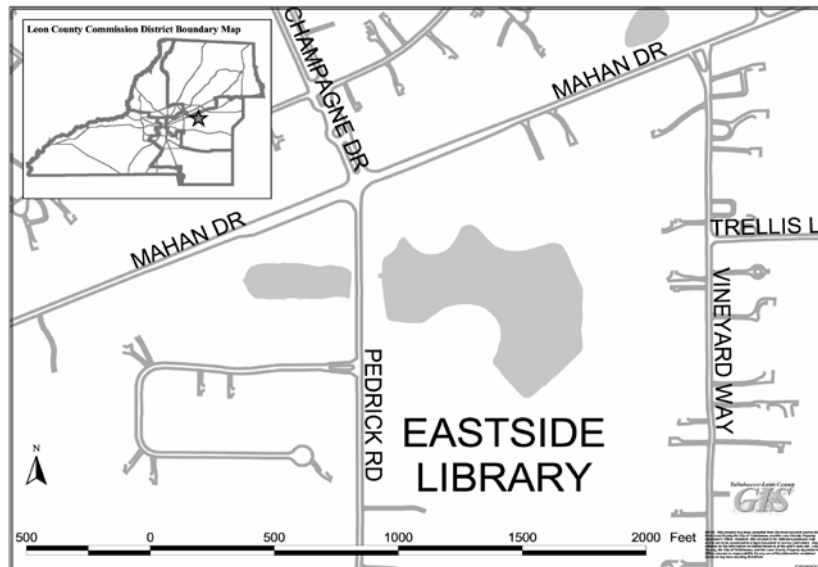
- \$60,000 Library Materials (reference materials, fiction and nonfiction in all media formats, and database subscriptions)
- \$186,693 Personal Expenses associated with three and half additional Full Time positions
- \$10,892 Operating Costs (travel and training, repairs and maintenance, promotional activities, office supplies)

Total \$257,585

FY 2012 Facilities Management:

- \$33,975 Security, Custodial, Grounds, and Repairs and Maintenance
- \$48,265 Utilities

Total \$82,240



**Leon County Government
FY 2011/FY 2015 Capital Improvement Program**

Fort Braden Renovations

Dept/Div: **Facilities Management**
 Project #: **082003**
 Service Type: **Culture & Recreation**
 Status: **Existing Revised Project**

Comp Plan CIE Project: **N/A**
 Capital Improvement: **N/A**
 Level of Service Standard: **N/A**
 Current Level of Service: **N/A**

Project Description/Justification

This project is for the replacement of the windows in Fort Braden Community Center. These windows are the original existing wood sash, which date back to the 1880s. The sash and grids of these units have failed due to age and weather erosion. The new windows will be energy star windows.

Financial Summary

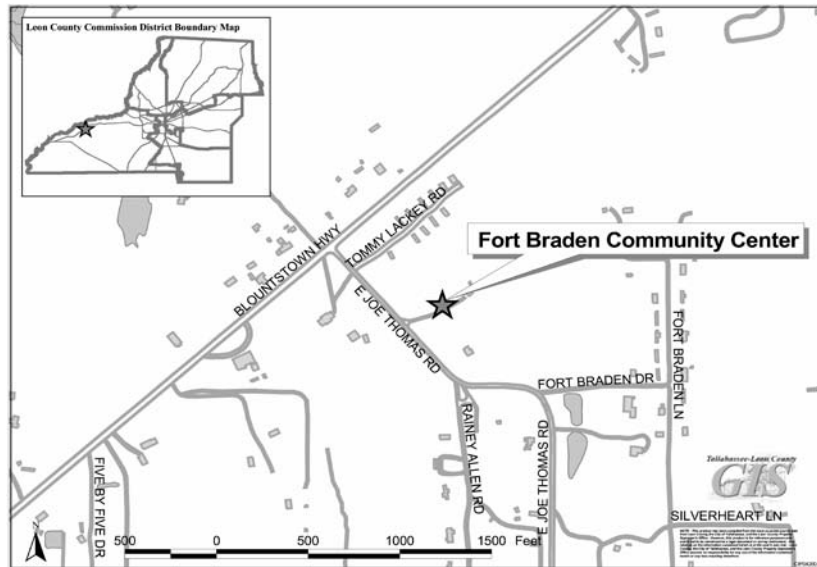
Funding Source	Life To Date FY 2009	Adjusted Budget FY 2010	Year To Date FY 2010	FY 2011 Budget	FY 2012 Planned	FY 2013 Planned	FY 2014 Planned	FY 2015 Planned	5 Year Total	Total Project Cost
305 Capital Improvements	75,148	0	0	0	0	0	0	0	0	75,148
318 Bond Series 1999 Construction	0	0	0	70,000	0	0	0	0	70,000	70,000
325 Bond Series 1998A Construction	30,000	0	0	0	0	0	0	0	0	30,000
	<u>105,148</u>	<u>0</u>	<u>0</u>	<u>70,000</u>	<u>0</u>	<u>0</u>	<u>0</u>	<u>0</u>	<u>70,000</u>	<u>175,148</u>

Policy/Comprehensive Plan Information

N/A

Operating Budget Impact

N/A



**Leon County
FY 2011/FY 2015 Capital Improvement Program**

Fred George Park

Dept/Div:	Parks & Recreation	Comp Plan CIE Project:	N/A
Project #:	043007	Capital Improvement:	N/A
Service Type:	Culture & Recreation	Level of Service Standard:	N/A
Status:	Existing Revised Project	Current Level of Service:	N/A

Project Description/Justification

This project is for the construction of a security fence around the Fred George Park property and the development of a Master Plan for the site. The fence will be built in 2012 and the master site plan will be developed in FY15.

Financial Summary

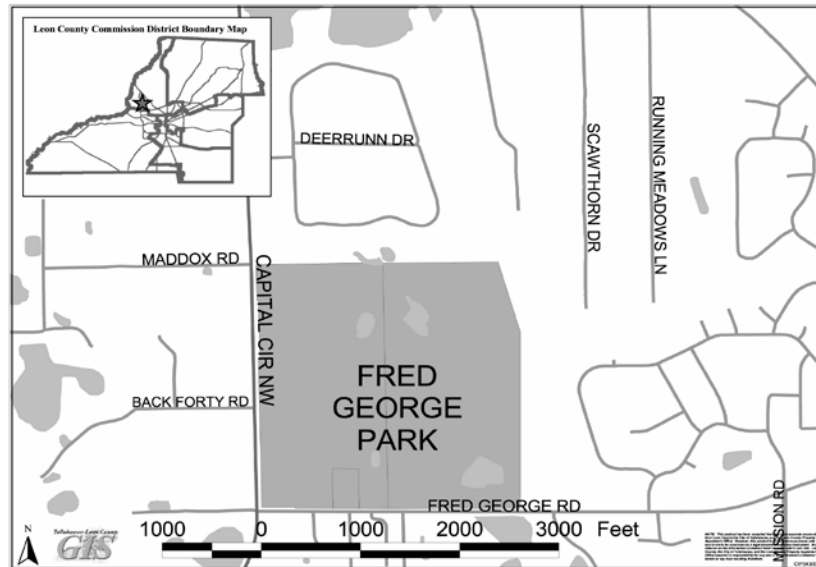
Funding Source	Life To Date FY 2009	Adjusted Budget FY 2010	Year To Date FY 2010	FY 2011 Budget	FY 2012 Planned	FY 2013 Planned	FY 2014 Planned	FY 2015 Planned	5 Year Total	Total Project Cost
125 Grants	120,697	2,025,750	1,629,237	0	0	0	0	0	0	2,146,447
305 Capital Improvements	0	0	0	0	200,000	0	0	50,000	250,000	250,000
	120,697	2,025,750	1,629,237	0	200,000	0	0	50,000	250,000	2,396,447

Policy/Comprehensive Plan Information

Parks & Recreation Element of the Comprehensive Plan, Policy 1.1.3; 1.2.1 and 1.2.5

Operating Budget Impact

N/A



**Leon County
FY 2011/FY 2015 Capital Improvement Program**

Greenways Capital Maintenance

Dept/Div:	Parks & Recreation	Comp Plan CIE Project:	N/A
Project #:	046009	Capital Improvement:	N/A
Service Type:	Culture & Recreation	Level of Service Standard:	N/A
Status:	Existing Project	Current Level of Service:	N/A

Project Description/Justification

This project is for the maintenance of the greenways and green spaces within the Leon County's Park and Recreation system. This project will address maintenance issues that arise within J.R. Alford Greenway, Miccosukee Greenway, and Fred George Greenway.

Financial Summary

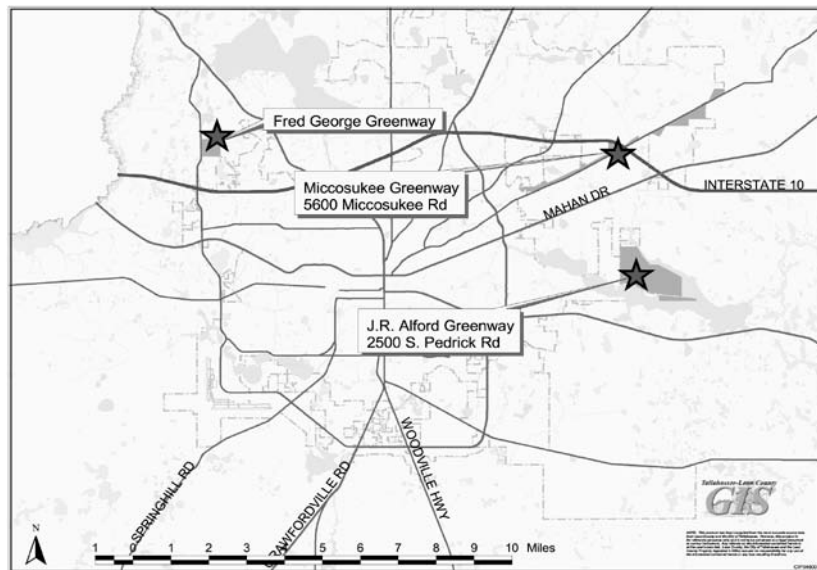
Funding Source	Life To Date FY 2009	Adjusted Budget FY 2010	Year To Date FY 2010	FY 2011 Budget	FY 2012 Planned	FY 2013 Planned	FY 2014 Planned	FY 2015 Planned	5 Year Total	Total Project Cost
125 Grants	95,397	0	0	0	0	0	0	0	0	95,397
305 Capital Improvements	205,000	90,000	89,999	125,000	125,000	150,000	150,000	150,000	700,000	995,000
	<u>300,397</u>	<u>90,000</u>	<u>89,999</u>	<u>125,000</u>	<u>125,000</u>	<u>150,000</u>	<u>150,000</u>	<u>150,000</u>	<u>700,000</u>	<u>1,090,397</u>

Policy/Comprehensive Plan Information

Lease Agreement between Leon County and the Office of Greenway and Trails
 J.R. Alford Greenway Management Plan
 Miccosukee Canopy Road Greenway Management Plan
 Florida Community Trust Management Plan #01-152-FF1
 Parks & Recreation Element of the Comprehensive Plan, Policy 1.1.3 and 1.1.4

Operating Budget Impact

N/A



**Leon County Government
FY 2011/FY 2015 Capital Improvement Program**

Hopkins Crossing Park

Dept/Div:	Parks & Recreation	Comp Plan CIE Project:	N/A
Project #:	042002	Capital Improvement:	N/A
Service Type:	Culture & Recreation	Level of Service Standard:	N/A
Status:	Existing Project - Carryforward	Current Level of Service:	N/A

Project Description/Justification

This project is for the construction of trails and visitor benches at the Hopkins Crossing Park. Hopkins Crossing Park was acquired through the development agreement for the Hopkins Crossing property. The project site is currently inaccessible to the public. Actual construction of these park and recreational facilities is scheduled to take place in two to three years. Funding for this project is a donation requirement from the developer for this specific tract.

Financial Summary

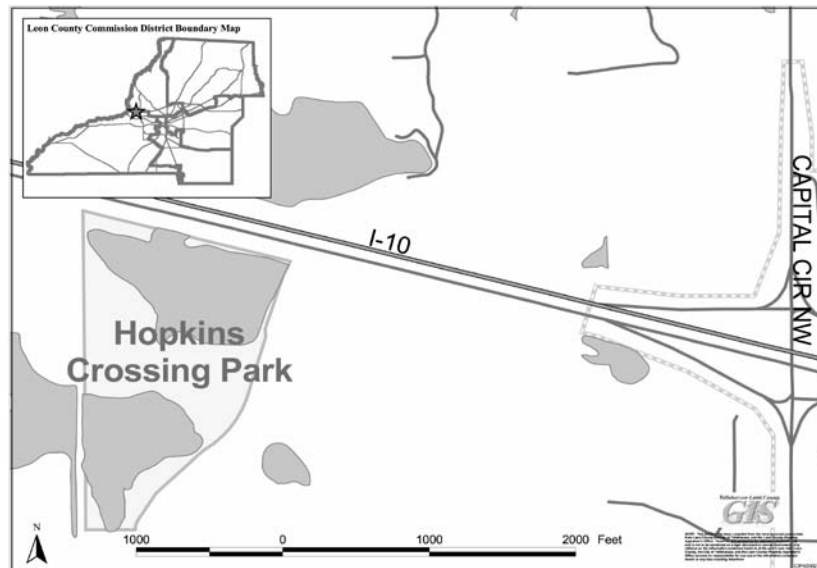
Funding Source	Life To Date FY 2009	Adjusted Budget FY 2010	Year To Date FY 2010	FY 2011 Budget	FY 2012 Planned	FY 2013 Planned	FY 2014 Planned	FY 2015 Planned	5 Year Total	Total Project Cost
305 Capital Improvements	456	14,544	0	0	0	0	0	0	0	15,000
	456	14,544	0	0	0	0	0	0	0	15,000

Policy/Comprehensive Plan Information

Parks & Recreation Element of the Comprehensive Plan, Policy 1.3.3

Operating Budget Impact

N/A



Leon County Government
FY 2011/FY 2015 Capital Improvement Program

Huntington Oaks Community Rooms

Dept/Div: **Facilities Management**
 Project #: **043009**
 Service Type: **Culture & Recreation**
 Status: **New Project**

Comp Plan CIE Project: **N/A**
 Capital Improvement: **N/A**
 Level of Service Standard: **N/A**
 Current Level of Service: **N/A**

Project Description/Justification

This project is for the renovation of retail space at the Huntington Oaks Plaza for community rooms. These community rooms will be located adjacent to the newly expanded Lake Jackson Branch Library.

Financial Summary

Funding Source	Life To Date FY 2009	Adjusted Budget FY 2010	Year To Date FY 2010	FY 2011 Budget	FY 2012 Planned	FY 2013 Planned	FY 2014 Planned	FY 2015 Planned	5 Year Total	Total Project Cost
305 Capital Improvements	0	0	0	396,000	0	0	0	0	396,000	396,000
	0	0	0	396,000	0	0	0	0	396,000	396,000

Policy/Comprehensive Plan Information

N/A

Operating Budget Impact

N/A



**Leon County Government
FY 2011/FY 2015 Capital Improvement Program**

J.R. Alford Greenway

Dept/Div: **Parks & Recreation**
 Project #: **045004**
 Service Type: **Culture & Recreation**
 Status: **Existing Revised Project**

Comp Plan CIE Project: **N/A**
 Capital Improvement: **N/A**
 Level of Service Standard: **N/A**
 Current Level of Service: **N/A**

Project Description/Justification

This project is for the construction of the shop complex at the J.R. Alford Greenway. This facility will store all equipment for all the Greenways managed by Parks and Recreation.

The first phase of this shop complex is a diesel fuelling system. Presently all diesel equipment is fuelled from tanks on the back of two of the trucks. The diesel fuelling system will provide a 2,000 gallon diesel fuel tank at the Greenways with computer controls that keeps an accurate record of which equipment received fuel and the amount of fuel dispensed to each unit. This system will provide Fleet Management with an accurate record of fuel usage by each piece of equipment.

The second phase of this project is for the design and construction of a storage/shop building complex. This complex will consist of a shop with an office, restrooms, equipment storage, and tool storage area, truck/tractor storage sheds, and a fuelling station. This structure will provide a secure area to store the tools and equipment needed for the Greenways as well as provide shelter and office space for employees.

Financial Summary

Funding Source	Life To Date FY 2009	Adjusted Budget FY 2010	Year To Date FY 2010	FY 2011 Budget	FY 2012 Planned	FY 2013 Planned	FY 2014 Planned	FY 2015 Planned	5 Year Total	Total Project Cost
305 Capital Improvements	50,000	0	0	40,000	0	0	75,000	500,000	615,000	665,000
309 Sales Tax - Extension	25,000	0	0	0	0	0	0	0	0	25,000
	<u>75,000</u>	<u>0</u>	<u>0</u>	<u>40,000</u>	<u>0</u>	<u>0</u>	<u>75,000</u>	<u>500,000</u>	<u>615,000</u>	<u>690,000</u>

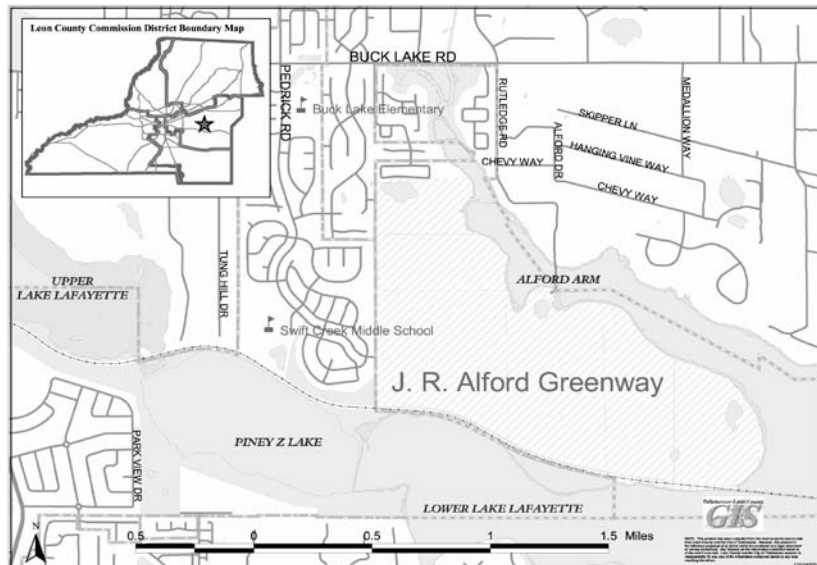
Policy/Comprehensive Plan Information

N/A

Operating Budget Impact

It is anticipated that this project will have an impact on the Parks and Recreation operating budget, specifically relating to the second phase of the project. The first phase is estimated not to impact that operating budget. The following are the estimated impacts to the operating budget:

- FY 2015
- \$2,000 Communications
- \$20,000 Utilities
- \$5,000 Operating Supplies
- \$5,000 Road Materials and Supplies
- \$20,000 Machinery
- Total \$52,000



**Leon County Government
FY 2011/FY 2015 Capital Improvement Program**

Lake Jackson Library

Dept/Div: Facilities Management	Comp Plan CIE Project: N/A	Capital Improvement: N/A
Project #: 083001	Level of Service Standard: N/A	Current Level of Service: N/A
Service Type: Culture & Recreation		
Status: Existing Project - Carryforward		

Project Description/Justification

This project is for the renovation and expansion of a branch library in the Lake Jackson community. During the June 9, 2009 budget workshops, the Board approved the purchase of the Huntington Oaks Shopping Plaza, which the County formally leased space for the branch library. The library will be renovated and expanded in order to provide additional meeting space and library materials. Leon County is the recipient of a state grant in the amount of \$500,000 for the construction of this library.

Financial Summary

Funding Source	Life To Date FY 2009	Adjusted Budget FY 2010	Year To Date FY 2010	FY 2011 Budget	FY 2012 Planned	FY 2013 Planned	FY 2014 Planned	FY 2015 Planned	5 Year Total	Total Project Cost
125 Grants	0	500,000	0	0	0	0	0	0	0	500,000
305 Capital Improvements	414,283	2,886,519	1,793,699	0	0	0	0	0	0	3,300,802
320 Bond Series 2005 Construction	0	1,055,682	1,055,682	0	0	0	0	0	0	1,055,682
	414,283	4,442,201	2,849,381	0	0	0	0	0	0	4,856,484

Policy/Comprehensive Plan Information

Leon County Code, Appendix C - Special Acts, Chapter 10 - Library
 Florida Statutes, Chapter 257 - Public Libraries and State Archives
 Florida Administrative Code, Chapter 1B-2 - State Aid to Libraries Grant Program

Operating Budget Impact

This project will have annual impacts on the Library Services and Facilities Management operating budgets once the library is in operation. The following are the estimated impacts anticipated to begin in FY 2012:

FY 2012 Library Services:

- \$45,000 Library Materials (reference materials, fiction and nonfiction in all media formats, and database subscriptions)
- \$121,757 Personal Expenses associated with three and half additional Full Time positions
- \$10,522 Operating Costs (travel and training, repairs and maintenance, promotional activities, office supplies)

Total \$177,279

FY 2012 Facilities Management:

- \$33,970 Security, Custodial, Groundskeeping, Repairs, and Maintenance
- \$48,270 Utilities

Total \$82,240



Leon County Government
FY 2011/FY 2015 Capital Improvement Program

Main Library Improvements

Dept/Div: **Facilities Management**
 Project #: **086053**
 Service Type: **Culture & Recreation**
 Status: **Existing Revised Project**

Comp Plan CIE Project: **N/A**
 Capital Improvement: **N/A**
 Level of Service Standard: **N/A**
 Current Level of Service: **N/A**

Project Description/Justification

This project is for the renovations of the bathrooms at the main library. The main library services thousands of patrons each year and the bathrooms are in need of renovation to update the fixtures, wall coverings, and floor. This renovation will be a four year process. The six bathrooms on the first floor and the two bathrooms on the second floor will be renovated.

Financial Summary

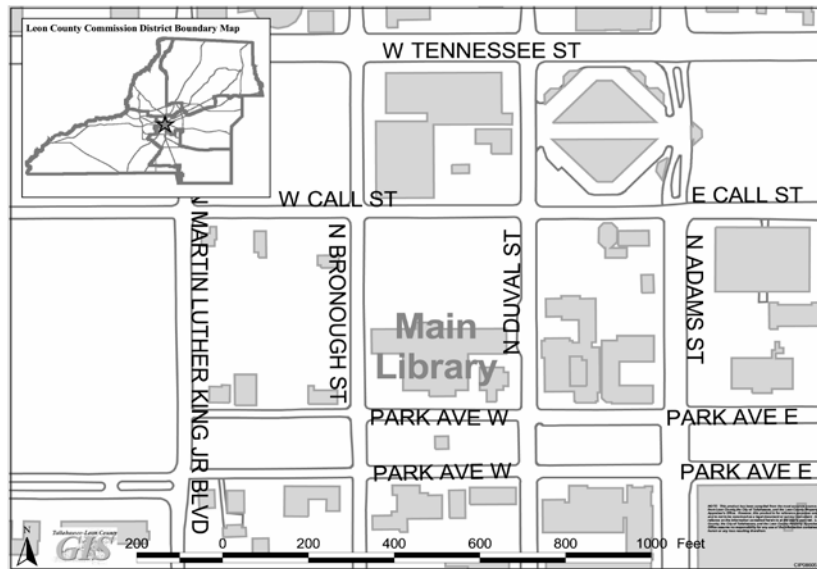
Funding Source	Life To Date FY 2009	Adjusted Budget FY 2010	Year To Date FY 2010	FY 2011 Budget	FY 2012 Planned	FY 2013 Planned	FY 2014 Planned	FY 2015 Planned	5 Year Total	Total Project Cost
305 Capital Improvements	282,115	0	0	40,000	40,000	40,000	40,000	0	160,000	442,115
	282,115	0	0	40,000	40,000	40,000	40,000	0	160,000	442,115

Policy/Comprehensive Plan Information

N/A

Operating Budget Impact

N/A



Leon County Government
FY 2011/FY 2015 Capital Improvement Program

Miccosukee Community Center

Dept/Div: **Facilities Management**
 Project #: **044005**
 Service Type: **Culture & Recreation**
 Status: **Existing Revised Project**

Comp Plan CIE Project: **N/A**
 Capital Improvement: **N/A**
 Level of Service Standard: **N/A**
 Current Level of Service: **N/A**

Project Description/Justification

During the June 22, 2010 budget workshop, the Board directed staff to include \$500,000 in FY 2012 for the funding of the Community Center. The Board also directed staff to make every effort for this project to be 'revenue neutral' by pursuing Community Development Block Grants as well as evaluating the sale of property in the Miccosukee Community currently owned by the County.

Financial Summary

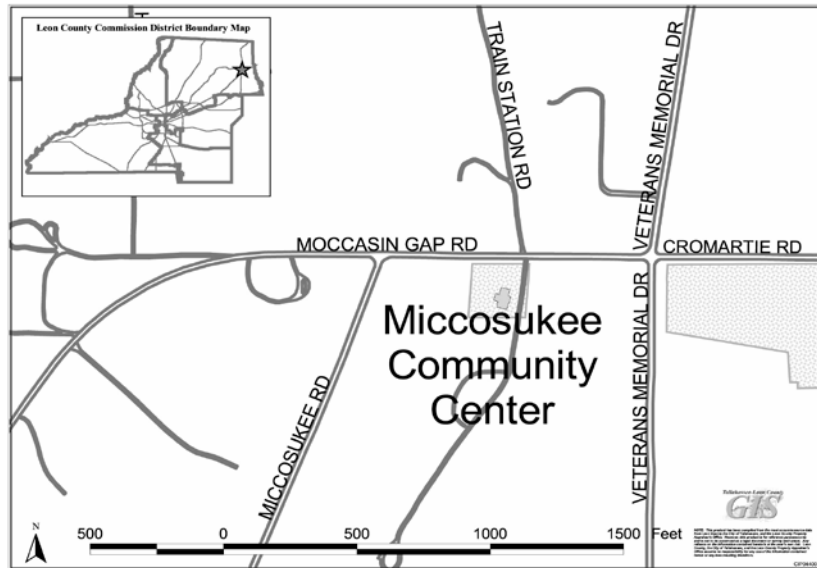
Funding Source	Life To Date FY 2009	Adjusted Budget FY 2010	Year To Date FY 2010	FY 2011 Budget	FY 2012 Planned	FY 2013 Planned	FY 2014 Planned	FY 2015 Planned	5 Year Total	Total Project Cost
305 Capital Improvements	185,370	0	0	0	500,000	0	0	0	500,000	685,370
309 Sales Tax - Extension	353,702	0	0	0	0	0	0	0	0	353,702
318 Bond Series 1999 Construction	110,000	0	0	0	0	0	0	0	0	110,000
	649,072	0	0	0	500,000	0	0	0	500,000	1,149,072

Policy/Comprehensive Plan Information

Parks and Recreation Element of the Comprehensive Plan, Policy 1.1.3 and Objective 1.2

Operating Budget Impact

The operating impacts for this project have not yet been determined. This project will have an operating impact relating to the day to day maintenance of the facility.



**Leon County Government
FY 2011/FY 2015 Capital Improvement Program**

Okeehoopkee Prairie Park

Dept/Div:	Parks & Recreation	Comp Plan CIE Project:	N/A
Project #:	043008	Capital Improvement:	N/A
Service Type:	Culture & Recreation	Level of Service Standard:	N/A
Status:	New Project	Current Level of Service:	N/A

Project Description/Justification

This project is for the construction of recreational facilities in the Okeehoopkee Prairie Park. The Florida Water Management District has completed a large storm water pond at this location that offers the opportunity for a recreational/educational trail in accordance with a grant agreement with the Florida Communities Trust program.

This project will be completed in three phases. The first phase is funding for the design and permitting fees. The second phase is for the parking lot, boat ramp renovations, and the trail around the pond. The final phase will include playground equipment, picnic shelter, signage, and walking trail.

Financial Summary

Funding Source	Life To Date FY 2009	Adjusted Budget FY 2010	Year To Date FY 2010	FY 2011 Budget	FY 2012 Planned	FY 2013 Planned	FY 2014 Planned	FY 2015 Planned	5 Year Total	Total Project Cost
305 Capital Improvements	0	0	0	0	0	77,500	500,000	0	577,500	577,500
318 Bond Series 1999 Construction	0	0	0	265,000	272,500	0	0	0	537,500	537,500
	0	0	0	265,000	272,500	77,500	500,000	0	1,115,000	1,115,000

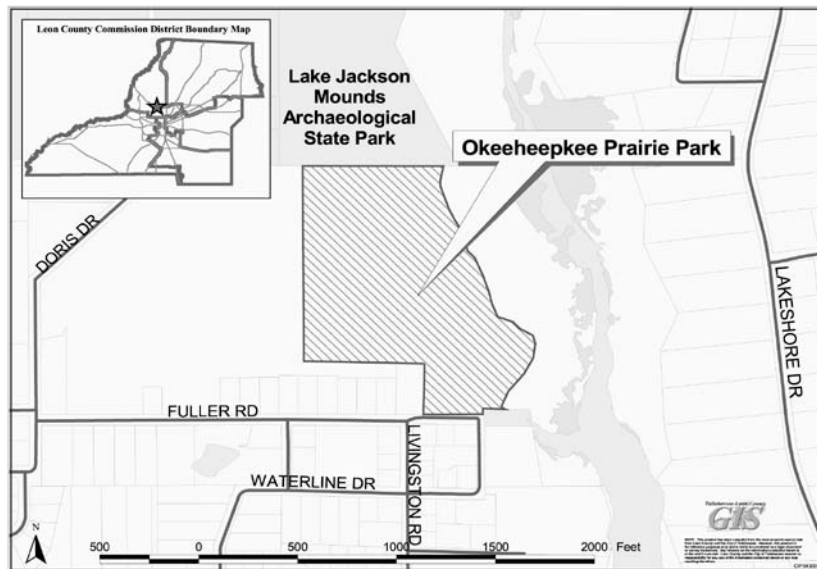
Policy/Comprehensive Plan Information

Florida Community Trust Management Plan
Parks & Recreation Element of the Comprehensive Plan, Policy 1.1.3 and 1.1.4 and Objective 1.2

Operating Budget Impact

It is anticipated that this project will have an impact on the Parks and Recreation operating budget. The following are the estimated impacts to the operating budget:

- FY 2012 - FY 2013
\$12,000 Other Contracting Services for Mowing
- FY 2014 - FY 2015
\$25,000 Other Contracting Services for Mowing
\$2,000 Rental and Leases for a Port-a-let
\$3,000 Operating Supplies



**Leon County Government
FY 2011/FY 2015 Capital Improvement Program**

Parks Capital Maintenance

Dept/Div:	Parks & Recreation	Comp Plan CIE Project:	N/A
Project #:	046001	Capital Improvement:	N/A
Service Type:	Culture & Recreation	Level of Service Standard:	N/A
Status:	Existing Project	Current Level of Service:	N/A

Project Description/Justification

This project is for the replacement of park related items including fencing, safety corrections on equipment, paving, facility maintenance, irrigation, and turf management. This project will allow Parks and Recreation to quickly correct unsafe items and prevent possible injury to the public. The Parks and Recreation Division is in the process of changing out entrance signs to the parks to a uniform design over the next two years.

Financial Summary

Funding Source	Life To Date FY 2009	Adjusted Budget FY 2010	Year To Date FY 2010	FY 2011 Budget	FY 2012 Planned	FY 2013 Planned	FY 2014 Planned	FY 2015 Planned	5 Year Total	Total Project Cost
305 Capital Improvements	507,815	230,000	229,100	175,000	175,000	175,000	175,000	175,000	875,000	1,612,815
	507,815	230,000	229,100	175,000	175,000	175,000	175,000	175,000	875,000	1,612,815

Policy/Comprehensive Plan Information

Parks & Recreation Master Plan (1997)
Parks & Recreation Element of the Comprehensive Plan, Policy 1.1.3

Operating Budget Impact

N/A

**Leon County
FY 2011/FY 2015 Capital Improvement Program**

Pedrick Road Pond Walking Trail

Dept/Div:	Parks & Recreation	Comp Plan CIE Project:	N/A
Project #:	045007	Capital Improvement:	N/A
Service Type:	Culture & Recreation	Level of Service Standard:	N/A
Status:	Existing Project - Carryforward	Current Level of Service:	N/A

Project Description/Justification

This project is for playground equipment at Pedrick Pond Park. This park lies within walking distance to several subdivisions and connects to the new sidewalk along Pedrick Road which connects all of the subdivisions down to Buck Lake Road. With the opening of the new Eastside Branch Library, Parks and Recreation anticipated that the park usage will increase.

Financial Summary

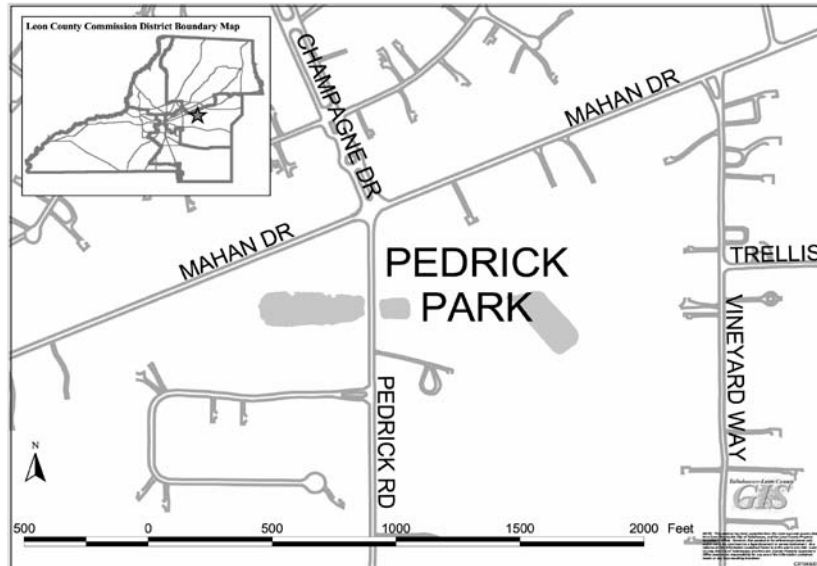
Funding Source	Life To Date FY 2009	Adjusted Budget FY 2010	Year To Date FY 2010	FY 2011 Budget	FY 2012 Planned	FY 2013 Planned	FY 2014 Planned	FY 2015 Planned	5 Year Total	Total Project Cost
305 Capital Improvements	0	125,000	2,295	0	0	0	0	0	0	125,000
	0	125,000	2,295	0	0	0	0	0	0	125,000

Policy/Comprehensive Plan Information

Parks & Recreation Master Plan (1997)
Parks & Recreation Element of the Comprehensive Plan, Policy 1.1.3 and Objective 1.5

Operating Budget Impact

N/A



**Leon County Government
FY 2011/FY 2015 Capital Improvement Program**

Playground Equipment Replacement

Dept/Div:	Parks & Recreation	Comp Plan CIE Project:	N/A
Project #:	046006	Capital Improvement:	N/A
Service Type:	Culture & Recreation	Level of Service Standard:	N/A
Status:	New Project	Current Level of Service:	N/A

Project Description/Justification

This project is for the replacement of playground equipment within the Leon County Parks and Recreation program. In addition, this project will also establish new play areas within the parks system. Previously, playground equipment replacement and additions were budgeted within individual park capital improvement projects. Playground equipment generally has a life span of 15 years unless safety regulations change or unexpected damage occurs. This replacement program will include the purchase, installation, and rubber safety surface under the equipment. All playground equipment in county parks is inspected several times a year by licensed playground inspectors to ensure safety requirements are being met. Funding in FY12 includes matching funds for the FRDAP grants for Daniel B Chaires Park and Tower Road Park.

Financial Summary

Funding Source	Life To Date FY 2009	Adjusted Budget FY 2010	Year To Date FY 2010	FY 2011 Budget	FY 2012 Planned	FY 2013 Planned	FY 2014 Planned	FY 2015 Planned	5 Year Total	Total Project Cost
305 Capital Improvements	0	0	0	160,000	160,000	163,000	163,000	165,000	811,000	811,000
	0	0	0	160,000	160,000	163,000	163,000	165,000	811,000	811,000

Policy/Comprehensive Plan Information

Parks & Recreation Master Plan (1997)
Parks & Recreation Element of the Comprehensive Plan, Policy 1.1.3

Operating Budget Impact

N/A

Leon County Government
FY 2011/FY 2015 Capital Improvement Program

St. Marks Headwaters Greenways

Dept/Div:	Parks & Recreation	Comp Plan CIE Project:	N/A
Project #:	047001	Capital Improvement:	N/A
Service Type:	Culture & Recreation	Level of Service Standard:	N/A
Status:	Existing Project	Current Level of Service:	N/A

Project Description/Justification

This project is for the construction of a parking lots, trail systems, boardwalks, viewing areas, and shelters to comply with the State Management Plan for these areas.

Financial Summary

Funding Source	Life To Date FY 2009	Adjusted Budget FY 2010	Year To Date FY 2010	FY 2011 Budget	FY 2012 Planned	FY 2013 Planned	FY 2014 Planned	FY 2015 Planned	5 Year Total	Total Project Cost
305 Capital Improvements	150,000	0	0	100,000	100,000	135,000	100,000	100,000	535,000	685,000
309 Sales Tax - Extension	50,000	0	0	0	0	0	0	0	0	50,000
	<u>200,000</u>	<u>0</u>	<u>0</u>	<u>100,000</u>	<u>100,000</u>	<u>135,000</u>	<u>100,000</u>	<u>100,000</u>	<u>535,000</u>	<u>735,000</u>

Policy/Comprehensive Plan Information

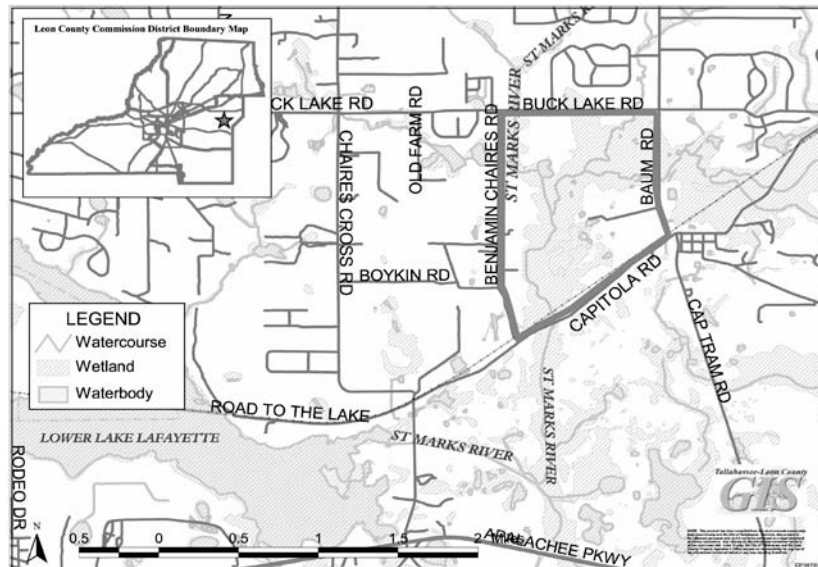
St. Marks Headwaters Greenway Management Plan approved by the Florida Community Trust.
Parks and Recreation Element of the Comp Plan Policy 1.1.3, 1.1.4.

Operating Budget Impact

This project will have annual impacts on the Parks & Recreation operating budget. The following are the estimated impacts:

- FY 2013
\$46,840 One Full-Time Position and Training
\$25,000 Other Contractual Services
\$32,636 Supplies for Road Material, Operating Supplies, Fuel and Oil, and Rentals
\$20,000 Machinery and Equipment

Total \$124,476



**Leon County Government
FY 2011/FY 2015 Capital Improvement Program**

Tower Road Park

Dept/Div:	Parks & Recreation	Comp Plan CIE Project:	N/A
Project #:	043003	Capital Improvement:	N/A
Service Type:	Culture & Recreation	Level of Service Standard:	N/A
Status:	Existing Project	Current Level of Service:	N/A

Project Description/Justification

This project is for the improvements to the Tower Road Park. Bathroom improvements are currently being made in the park. The funding in FY 2013 is for the replacement of the parking lot. Currently the parking lot does not meet the needs for the park.

Financial Summary

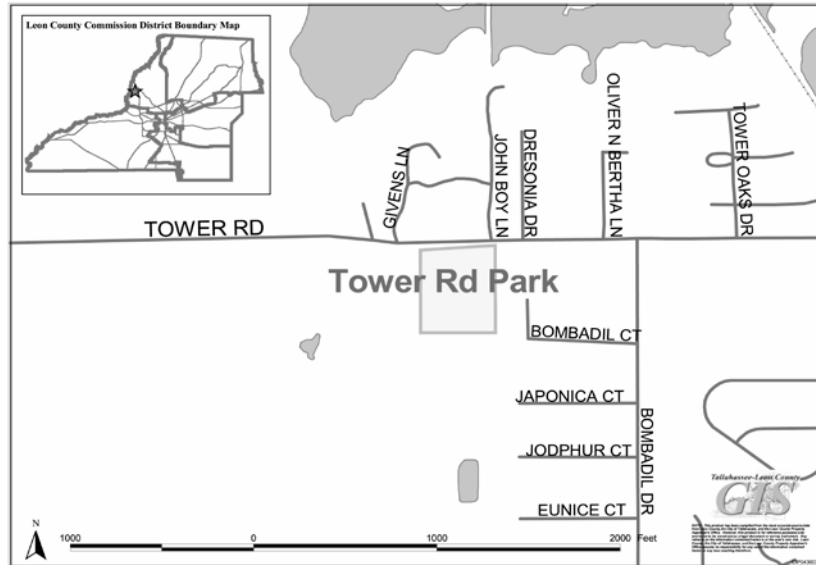
Funding Source	Life To Date FY 2009	Adjusted Budget FY 2010	Year To Date FY 2010	FY 2011 Budget	FY 2012 Planned	FY 2013 Planned	FY 2014 Planned	FY 2015 Planned	5 Year Total	Total Project Cost
305 Capital Improvements	8,158	184,307	26,584	0	0	165,000	0	0	165,000	357,465
318 Bond Series 1999 Construction	49,999	0	0	0	0	0	0	0	0	49,999
	<u>58,157</u>	<u>184,307</u>	<u>26,584</u>	<u>0</u>	<u>0</u>	<u>165,000</u>	<u>0</u>	<u>0</u>	<u>165,000</u>	<u>407,464</u>

Policy/Comprehensive Plan Information

Parks & Recreation Master Plan (1997)
Parks & Recreation Element of the Comprehensive Plan, Policy 1.1.3 and 1.1.5

Operating Budget Impact

N/A



**Leon County Government
FY 2011/FY 2015 Capital Improvement Program**

Tractor for Greenways Maintenance

Dept/Div:	Parks & Recreation	Comp Plan CIE Project:	N/A
Project #:	046007	Capital Improvement:	N/A
Service Type:	Culture & Recreation	Level of Service Standard:	N/A
Status:	Existing Project	Current Level of Service:	N/A

Project Description/Justification

This project is for the purchase of one 165 PTO horse power tractor (FY 12). The greenways and open spaces program has grown dramatically in recent years. It is anticipated that the growth will continue. In the past year, the Greenways crew has relied on equipment on loan from other divisions to complete the work required. With the increase in acreage and no increase in manpower to maintain the greenways, new ways to maintain the greenways with decreased man-hours must be used. A second large tractor allows grass mowing with two tractors pulling 20' mowers in less time than one tractor with a 20' and one with a 6' mower.

Financial Summary

<u>Funding Source</u>	<u>Life To Date FY 2009</u>	<u>Adjusted Budget FY 2010</u>	<u>Year To Date FY 2010</u>	<u>FY 2011 Budget</u>	<u>FY 2012 Planned</u>	<u>FY 2013 Planned</u>	<u>FY 2014 Planned</u>	<u>FY 2015 Planned</u>	<u>5 Year Total</u>	<u>Total Project Cost</u>
305 Capital Improvements	115,880	0	0	0	140,000	0	0	0	140,000	255,880
	115,880	0	0	0	140,000	0	0	0	140,000	255,880

Policy/Comprehensive Plan Information

"Park & Recreation Master Plan (1997)
Parks & Recreation Element of the Comprehensive Plan, Policy 1.1.3
State of Florida Division of Forestry "Best Management Practices"

Operating Budget Impact

This project will have annual impacts on the Parks & Recreation operating budget once the vehicles have been purchased. The following are the estimated impacts anticipated to begin in FY12:

\$15,092 for costs such as vehicle coverage, preventative maintenance and fuel/oil.

**Leon County
FY 2011/FY 2015 Capital Improvement Program**

Woodville Library

Dept/Div:	Facilities Management	Comp Plan CIE Project:	N/A
Project #:	081004	Capital Improvement:	N/A
Service Type:	Culture & Recreation	Level of Service Standard:	N/A
Status:	Existing Project - Carryforward	Current Level of Service:	N/A

Project Description/Justification

This project is for the construction of a branch library in the Woodville Community. The County is co-locating the branch library with the Woodville Community Center. In September 2, 2008, the Board approved the purchase of land for this project.

Financial Summary

Funding Source	Life To Date FY 2009	Adjusted Budget FY 2010	Year To Date FY 2010	FY 2011 Budget	FY 2012 Planned	FY 2013 Planned	FY 2014 Planned	FY 2015 Planned	5 Year Total	Total Project Cost
305 Capital Improvements	0	707,264	24,556	0	0	0	0	0	0	707,264
	0	707,264	24,556	0	0	0	0	0	0	707,264

Policy/Comprehensive Plan Information

Leon County Code, Appendix C - Special Acts, Chapter 10 - Library
 Florida Statutes, Chapter 257 - Public Libraries and State Archives
 Florida Administrative Code, Chapter 1B-2 - State Aid to Libraries Grant Program

Operating Budget Impact

This project will have annual impacts on the Library Services and Facilities Management operating budgets once the library is in operation. The following are the estimated impacts anticipated to begin in FY 2012:

FY 2012 Library Services:

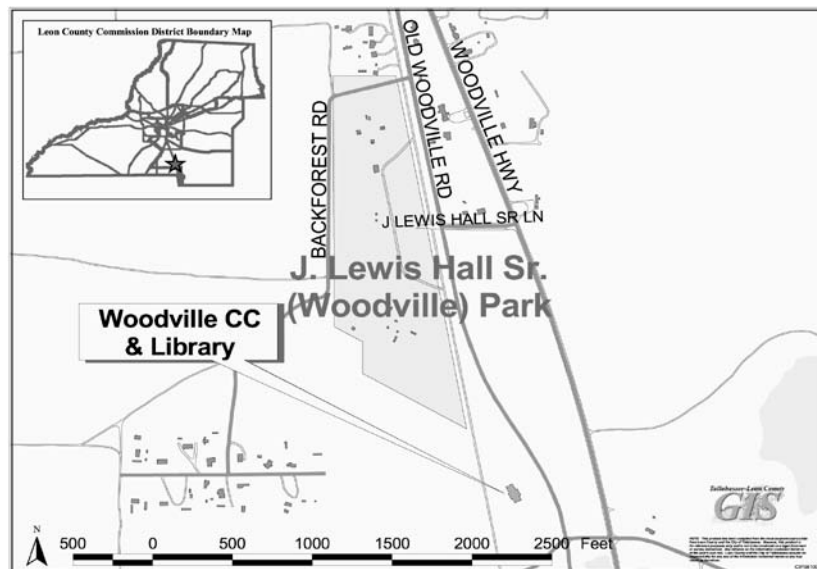
- \$12,000 Library Materials (reference materials, fiction and nonfiction in all media formats, and database subscriptions)
- \$131,189 Personal Expenses associated with three additional Full Time positions
- \$7,230 Operating Costs (travel and training, repairs and maintenance, promotional activities, office supplies)

Total \$150,419

FY 2012 Facilities Management:

- \$5,085 Security, Custodial, Repairs, and Maintenance
- \$8,030 Utilities

Total \$13,115



General Government Overview

The General Government Section contains capital improvement projects designed to facilitate the provision of services by the legislative and administrative branches of Leon County government. Major General Government Capital Projects funded in FY11 include: Elections Equipment, General County Maintenance, Main Library Bathroom Renovations, and Management Information Service upgrades.

Managing Departments:

Table 15.10 shows that Management Information Services will manage the majority of the FY11 general government capital improvement projects. Management Information Services will manage 43% of the total General Government budget for FY11. Facilities Management will manage 37%, Fleet Management will manage 8%, and the Supervisor of Elections will manage 12%.

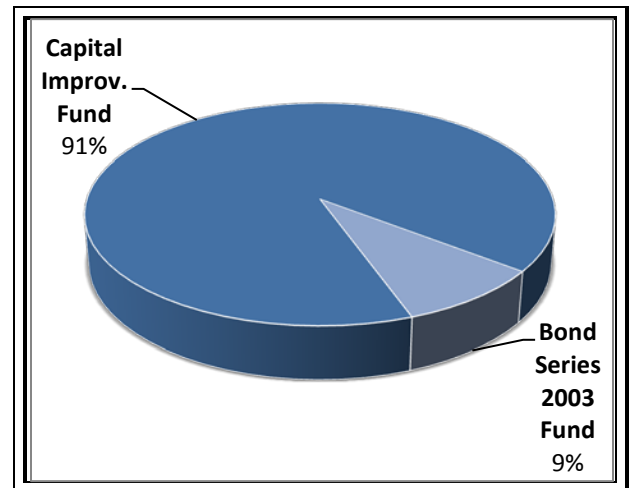
Table 15.10
FY11 General Government Projects
By Managing Department

Managing Department	# of Projects	FY11 Budget
Facilities Management	8	\$1,259,000
Fleet Management	1	\$270,000
Management Information Services	12	\$1,461,000
Supervisor of Elections	1	\$400,000
Total	22	\$3,390,000

Funding Sources:

Figure 15.5 shows that 91% (\$3,084,000) of General Government projects are funded in FY11 by the Capital Improvements Fund (Fund 305). The Bond Series 2003A and 2008B Construction Fund is funding 9% (\$306,000) of the General Government Projects in FY11.

Figure 15.5
FY11 General Government Projects
By Funding Source



Operating Budget Impacts:

Table 15.11 shows the estimated impacts that some General Government projects have on the operating budget. Impacts are shown in the fiscal year which they are anticipated to begin as well as the out-years that are affected by additional operating costs. These impacts are only estimates and are subject to change.

Table 15.11
FY11 General Government Operating Budget Impacts

Project	Project #	FY11 Estimate	FY12 Estimate	FY13 Estimate	FY14 Estimate	FY15 Estimate
Elevator Generator Upgrades	086037	(30,000)	(30,000)	(30,000)	(30,000)	(30,000)
Filer Server Upgrades	076008	(10,000)	(10,000)	(10,000)	(10,000)	(10,000)
Total		(40,000)	(40,000)	(40,000)	(40,000)	(40,000)

**Leon County Government
FY 2011/FY 2015 Capital Improvement Program**

General Government Index

Page	Project	#	Life to Date FY 2009	Adj Bud FY 2010	FY 2011 Budget	FY11-FY15 Total	Project Total
15-42	Accessibility Improvements	086010	1,934,865	30,000	-	-	1,964,865
15-43	Architectural and Engineering Services	086011	163,172	60,000	60,000	300,000	523,172
15-44	BoA Building Acquisition/Renovations	086025	18,792,651	972,426	-	-	19,765,077
15-45	Centralized Storage Facility	086054	156,570	33,431	-	200,000	390,001
15-46	Common Area Furnishings	086017	241,762	53,566	33,000	165,000	460,328
15-47	Courthouse Renovations	086027	7,832,209	87,562	-	-	7,919,771
15-48	Courthouse Repairs	086024	5,458,952	131,200	306,000	371,000	5,961,152
15-49	Courtroom Minor Renovations	086007	131,625	50,000	50,000	350,000	531,625
15-50	Courtroom Technology	076023	488,004	145,856	50,000	250,000	883,860
15-51	Data Wiring	076003	341,294	33,203	25,000	125,000	499,497
15-52	Election Equipment	096015	1,250,527	1,302,473	400,000	2,350,000	4,903,000
15-53	Electronic Timesheets	076048	121,944	22,745	-	-	144,689
15-54	Elevator Generator Upgrades	086037	27,142	592,527	325,000	975,000	1,594,669
15-55	File Server Maintenance	076008	380,877	305,494	250,000	1,250,000	1,936,371
15-56	Financial Hardware and Software	076001	145,910	-	30,000	30,000	175,910
15-57	Gen. County Maintenance & Renovations	086057	21,800	5,120	15,000	75,000	101,920
15-58	Gen. Vehicle & Equipment Replacement	026003	1,627,796	492,000	270,000	2,595,675	4,715,471
15-59	Geographic Information Systems	076009	3,812,615	230,280	230,280	1,183,400	5,226,295
15-60	GIS Incremental Basemap Update	076060	1,056,165	258,500	258,500	1,772,500	3,087,165
15-61	Huntington Oaks Plaza Renovations	083002	-	-	454,000	454,000	454,000
15-62	Local Economic Stimulus Program*	096019	-	755,000	-	-	755,000
15-63	Network Backbone Upgrade	076018	372,969	209,178	150,000	470,000	1,052,147
15-64	Parking Lot Maintenance	086033	10,000	89,118	16,000	80,000	179,118
15-65	Permit & Enforcement Tracking System	076015	-	166,255	82,220	374,440	540,695
15-66	Property Appraiser Technology	076045	-	550,000	-	-	550,000
15-67	Public Defender Technology	076051	113,304	52,804	30,000	150,000	316,108
15-68	Records Management	076061	-	-	-	325,000	325,000
15-69	State Attorney Technology	076047	71,727	30,000	30,000	150,000	251,727
15-70	Supervisor of Elections Technology	076005	115,793	25,000	25,000	125,000	265,793
15-71	User Computer Upgrades	076024	1,763,554	445,843	300,000	1,500,000	3,709,397
15-72	Work Order Management	076042	288,007	115,122	-	-	403,129
General Government Total			\$46,721,234	\$7,244,703	\$3,390,000	\$15,621,015	\$69,586,952

The Capital Improvement projects highlighted are fully funded in FY10. It is anticipated that these projects will be carryforward into the next fiscal year.

*Note: This project was approved by the Board on June 9, 2009 as part of a Local Economic Stimulus Package. Subsequently, this project was amended during the June 22, 2010 budget workshop to fund capital projects such as Transportation and Stormwater Improvements and equipment for the Public Works Department.

**Leon County Government
FY 2011/FY 2015 Capital Improvement Program**

Accessibility Improvements

Dept/Div:	Facilities Management	Comp Plan CIE Project:	N/A
Project #:	086010	Capital Improvement:	N/A
Service Type:	General Government	Level of Service Standard:	N/A
Status:	Existing Project - Carryforward	Current Level of Service:	N/A

Project Description/Justification

This project is for accessibility improvements at various County facilities. The following are the different phases and completion dates of this project:
 Phase 1: Courthouse (Completed FY04)
 Phase 2: Main Library (Completed FY06)
 Phase 3: Level II Facilities - Health Departments, Branch Libraries, Amtrak, Jail Showers, and Ag Center (Completed FY07)
 Phase 4: Level II Facilities - Landfill, Facilities Management, and Mosquito Control (Completed FY08)
 Phase 5: Level III Facilities - Parks, Public Works, Community Centers, Volunteer Fire Departments, Emergency Medical Services, Dental Clinic, and the Welcome Center (Completed FY09)
 Phase 6: Courthouse Annex/Bank of America (Estimated Completion end of FY10/beginning of FY11)

Financial Summary

Funding Source	Life To Date FY 2009	Adjusted Budget FY 2010	Year To Date FY 2010	FY 2011 Budget	FY 2012 Planned	FY 2013 Planned	FY 2014 Planned	FY 2015 Planned	5 Year Total	Total Project Cost
305 Capital Improvements	171,542	30,000	8,578	0	0	0	0	0	0	201,542
318 Bond Series 1999 Construction	1,763,323	0	0	0	0	0	0	0	0	1,763,323
	<u>1,934,865</u>	<u>30,000</u>	<u>8,578</u>	<u>0</u>	<u>0</u>	<u>0</u>	<u>0</u>	<u>0</u>	<u>0</u>	<u>1,964,865</u>

Policy/Comprehensive Plan Information

American with Disabilities Act (Section 504)
 Chapter 11 of the Florida Building Code

Operating Budget Impact

N/A

**Leon County Government
FY 2011/FY 2015 Capital Improvement Program**

Architectural & Engineering Services

Dept/Div:	Facilities Management	Comp Plan CIE Project:	N/A
Project #:	086011	Capital Improvement:	N/A
Service Type:	General Government	Level of Service Standard:	N/A
Status:	Existing Project	Current Level of Service:	N/A

Project Description/Justification

This project is for architectural and engineering services that occur routinely throughout the year and are necessary to insure the safety and consistency of operations in County buildings. Routine operating maintenance of County buildings occasionally involves the discovery of structural deterioration and mechanical or electrical failures that warrant an immediate investigative action and proposed course to solution.

Financial Summary

Funding Source	Life To Date FY 2009	Adjusted Budget FY 2010	Year To Date FY 2010	FY 2011 Budget	FY 2012 Planned	FY 2013 Planned	FY 2014 Planned	FY 2015 Planned	5 Year Total	Total Project Cost
305 Capital Improvements	163,172	60,000	705	60,000	60,000	60,000	60,000	60,000	300,000	523,172
	163,172	60,000	705	60,000	60,000	60,000	60,000	60,000	300,000	523,172

Policy/Comprehensive Plan Information

Florida Statutes 479, 480, 481 and 489 - compliance with licensing requirements for certain classes of planning and design activity

Operating Budget Impact

N/A

**Leon County Government
FY 2011/FY 2015 Capital Improvement Program**

Bank of America Building Acquisition/Renovations

Dept/Div:	Facilities Management	Comp Plan CIE Project:	N/A
Project #:	086025	Capital Improvement:	N/A
Service Type:	General Government	Level of Service Standard:	N/A
Status:	Existing Project - Carryforward	Current Level of Service:	N/A

Project Description/Justification

This project is for completion of the renovation, mechanical, and electrical upgrades and safety improvements to the Bank of America building acquired by the County. Renovations included the relocation of the Supervisor of Elections, Property Appraiser, Guardian Ad Litem, Tax Collector, the Official Records, Finance Office of the Clerk, and the Leon County Human Resource Department.

Financial Summary

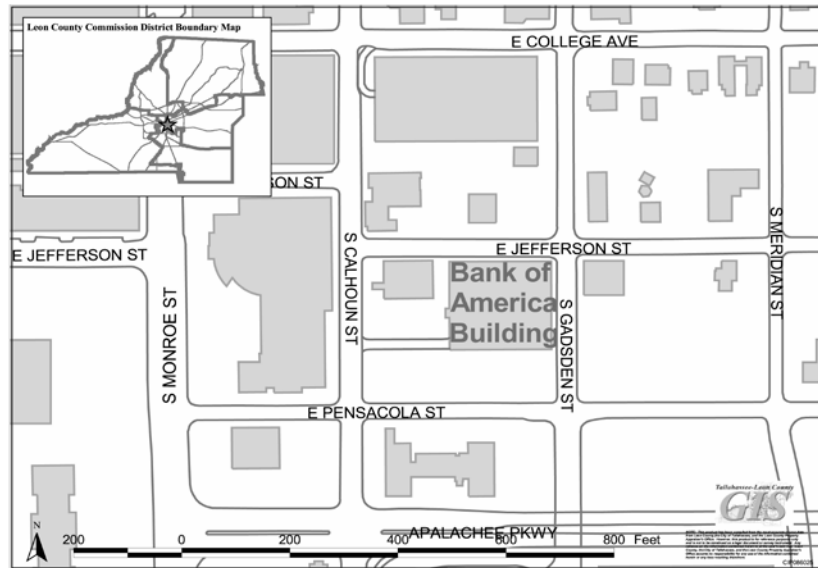
Funding Source	Life To Date FY 2009	Adjusted Budget FY 2010	Year To Date FY 2010	FY 2011 Budget	FY 2012 Planned	FY 2013 Planned	FY 2014 Planned	FY 2015 Planned	5 Year Total	Total Project Cost
305 Capital Improvements	0	500,481	795	0	0	0	0	0	0	500,481
311 Bond Series 2003A & 2003B Construction	16,173,025	471,945	350,441	0	0	0	0	0	0	16,644,970
318 Bond Series 1999 Construction	2,619,626	0	0	0	0	0	0	0	0	2,619,626
	18,792,651	972,426	351,236	0	0	0	0	0	0	19,765,077

Policy/Comprehensive Plan Information

Florida Statute 29.008(A) - designation of facilities for all Court related functions as a county responsibility

Operating Budget Impact

N/A



Leon County Government
FY 2011/FY 2015 Capital Improvement Program

Centralized Storage Facility

Dept/Div: **Facilities Management**
 Project #: **086054**
 Service Type: **General Government**
 Status: **Existing Revised Project**

Comp Plan CIE Project: **N/A**
 Capital Improvement: **N/A**
 Level of Service Standard: **N/A**
 Current Level of Service: **N/A**

Project Description/Justification

This project will provide for the consolidation of archive record storage in addition to surplus furniture. The Tharpe Street building will provide for consolidated secure storage of archive records for Board offices, Clerk of Courts, Public Defender, and State Attorney. Additionally bulk storage will be provided for Facilities Management.

Financial Summary

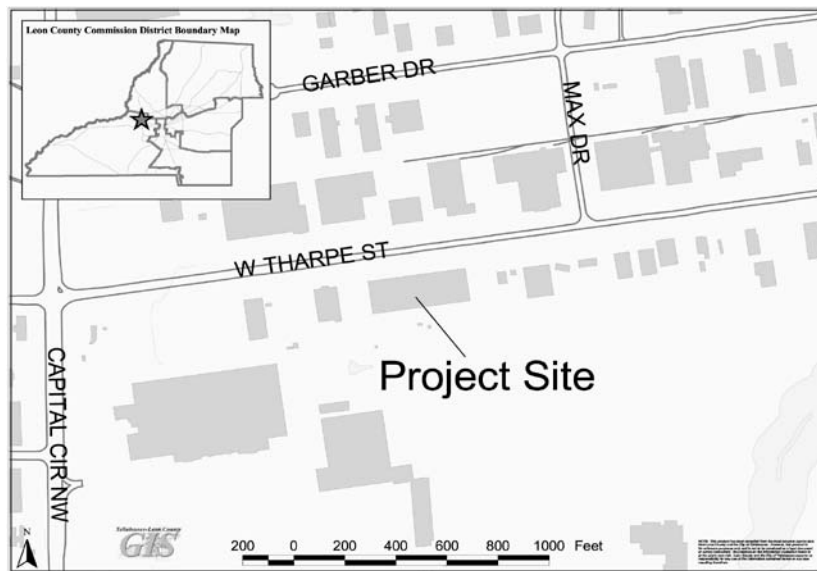
Funding Source	Life To Date FY 2009	Adjusted Budget FY 2010	Year To Date FY 2010	FY 2011 Budget	FY 2012 Planned	FY 2013 Planned	FY 2014 Planned	FY 2015 Planned	5 Year Total	Total Project Cost
305 Capital Improvements	156,570	33,431	1,900	0	50,000	50,000	50,000	50,000	200,000	390,001
	156,570	33,431	1,900	0	50,000	50,000	50,000	50,000	200,000	390,001

Policy/Comprehensive Plan Information

N/A

Operating Budget Impact

N/A



**Leon County Government
FY 2011/FY 2015 Capital Improvement Program**

Common Area Furnishings

Dept/Div:	Facilities Management	Comp Plan CIE Project:	N/A
Project #:	086017	Capital Improvement:	N/A
Service Type:	General Government	Level of Service Standard:	N/A
Status:	Existing Project	Current Level of Service:	N/A

Project Description/Justification

This project is for the renewal and replacement of common area furnishings at major County buildings, including the Main Library.

Financial Summary

<u>Funding Source</u>	<u>Life To Date FY 2009</u>	<u>Adjusted Budget FY 2010</u>	<u>Year To Date FY 2010</u>	<u>FY 2011 Budget</u>	<u>FY 2012 Planned</u>	<u>FY 2013 Planned</u>	<u>FY 2014 Planned</u>	<u>FY 2015 Planned</u>	<u>5 Year Total</u>	<u>Total Project Cost</u>
305 Capital Improvements	241,762	53,566	4,559	33,000	33,000	33,000	33,000	33,000	165,000	460,328
	241,762	53,566	4,559	33,000	33,000	33,000	33,000	33,000	165,000	460,328

Policy/Comprehensive Plan Information

N/A

Operating Budget Impact

N/A

Leon County Government
FY 2011/FY 2015 Capital Improvement Program

Courthouse Renovations

Dept/Div: **Facilities Management**
 Project #: **086027**
 Service Type: **General Government**
 Status: **Existing Project - Carryforward**

Comp Plan CIE Project: **N/A**
 Capital Improvement: **N/A**
 Level of Service Standard: **N/A**
 Current Level of Service: **N/A**

Project Description/Justification

This project is for the renovation and furnishing of Courthouse spaces as County departments and constitutional officers relocated to the Bank of America building. These renovations also included building system updates. The vacated spaces in the Courthouse are being utilized by the Courts.

Financial Summary

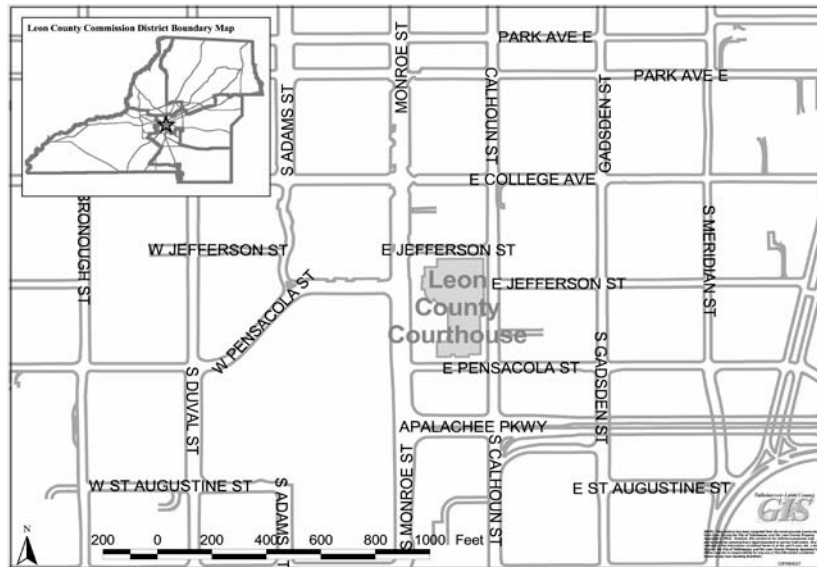
Funding Source	Life To Date FY 2009	Adjusted Budget FY 2010	Year To Date FY 2010	FY 2011 Budget	FY 2012 Planned	FY 2013 Planned	FY 2014 Planned	FY 2015 Planned	5 Year Total	Total Project Cost
305 Capital Improvements	1,027,789	87,562	62,958	0	0	0	0	0	0	1,115,351
311 Bond Series 2003A & 2003B Construction	401,710	0	0	0	0	0	0	0	0	401,710
320 Bond Series 2005 Construction	6,402,710	0	0	0	0	0	0	0	0	6,402,710
	7,832,209	87,562	62,958	0	0	0	0	0	0	7,919,771

Policy/Comprehensive Plan Information

Florida Statute 29.008(A) - designation of facilities for all court related functions as a county responsibility

Operating Budget Impact

N/A



Leon County Government
FY 2011/FY 2015 Capital Improvement Program

Courthouse Repairs

Dept/Div: **Facilities Management**
 Project #: **086024**
 Service Type: **General Government**
 Status: **Existing Project**

Comp Plan CIE Project: **N/A**
 Capital Improvement: **N/A**
 Level of Service Standard: **N/A**
 Current Level of Service: **N/A**

Project Description/Justification

This project will provide exterior maintenance, window resealing, and parapet capping of the Courthouse. The windows at the Courthouse have not been resealed since the Courthouse was built. The reseat will prevent water intrusion and the window ledges will be realigned. The roof parapet will be capped to prevent water getting into the building structure. Funding in FY12 is for additional roof recoating due to maintenance requirements.

Financial Summary

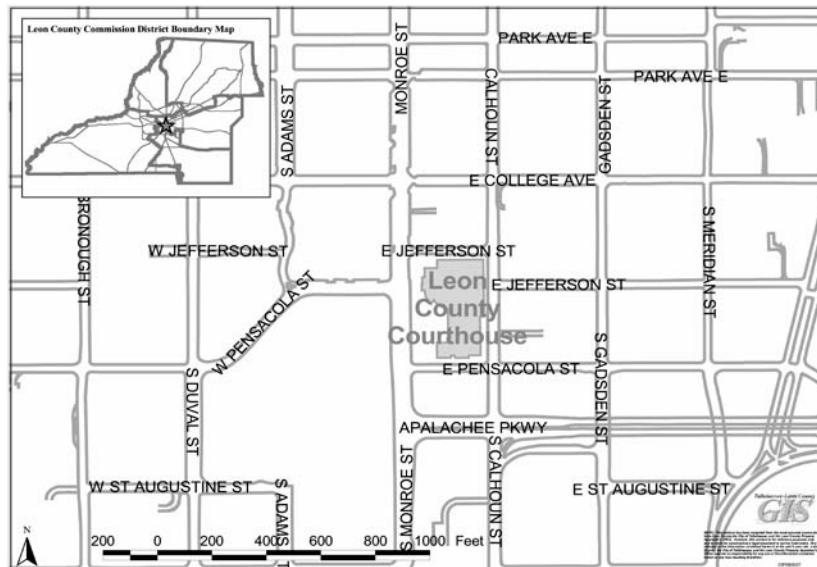
Funding Source	Life To Date FY 2009	Adjusted Budget FY 2010	Year To Date FY 2010	FY 2011 Budget	FY 2012 Planned	FY 2013 Planned	FY 2014 Planned	FY 2015 Planned	5 Year Total	Total Project Cost
305 Capital Improvements	500,000	103,200	73,062	0	0	0	0	0	0	603,200
311 Bond Series 2003A & 2003B Construction	1,878,277	0	0	306,000	65,000	0	0	0	371,000	2,249,277
318 Bond Series 1999 Construction	2,418,675	28,000	28,000	0	0	0	0	0	0	2,446,675
325 Bond Series 1998A Construction	662,000	0	0	0	0	0	0	0	0	662,000
	5,458,952	131,200	101,062	306,000	65,000	0	0	0	371,000	5,961,152

Policy/Comprehensive Plan Information

N/A

Operating Budget Impact

N/A



Leon County Government
FY 2011/FY 2015 Capital Improvement Program

Courtroom Minor Renovations

Dept/Div: **Facilities Management**
 Project #: **086007**
 Service Type: **General Government**
 Status: **Existing Project**

Comp Plan CIE Project: **N/A**
 Capital Improvement: **N/A**
 Level of Service Standard: **N/A**
 Current Level of Service: **N/A**

Project Description/Justification

This project is for items such as bench replacements, cosmetic upgrades, reupholstering of jury chairs, new attorney tables, witness stands, minor office renovations and restroom alterations for courtrooms on the third floor northwest wing of the Courthouse. FY 2013 includes \$ 150,000 of funding for the renovation of the Leon County Jail courtroom.

Financial Summary

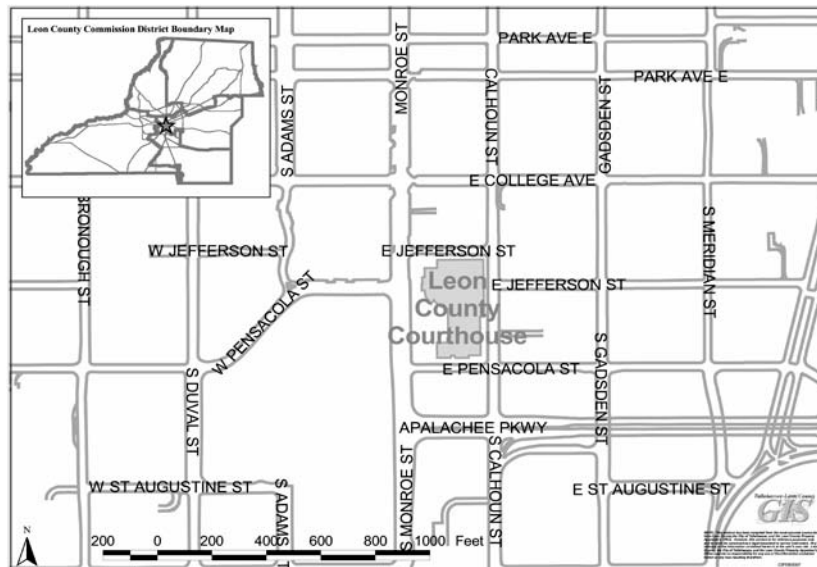
Funding Source	Life To Date FY 2009	Adjusted Budget FY 2010	Year To Date FY 2010	FY 2011 Budget	FY 2012 Planned	FY 2013 Planned	FY 2014 Planned	FY 2015 Planned	5 Year Total	Total Project Cost
305 Capital Improvements	131,625	50,000	16,417	50,000	50,000	150,000	50,000	50,000	350,000	531,625
	131,625	50,000	16,417	50,000	50,000	150,000	50,000	50,000	350,000	531,625

Policy/Comprehensive Plan Information

Article V (HB 113A of the 2003 legislation and SB 2960 of the 2004 session) - designation of courtroom space as a county responsibility

Operating Budget Impact

N/A



Leon County Government
FY 2011/FY 2015 Capital Improvement Program

Courtroom Technology

Dept/Div:	Management Information Services	Comp Plan CIE Project:	N/A
Project #:	076023	Capital Improvement:	N/A
Service Type:	General Government	Level of Service Standard:	N/A
Status:	Existing Project	Current Level of Service:	N/A

Project Description/Justification

This project is for technology needs for the Courtrooms.

Financial Summary

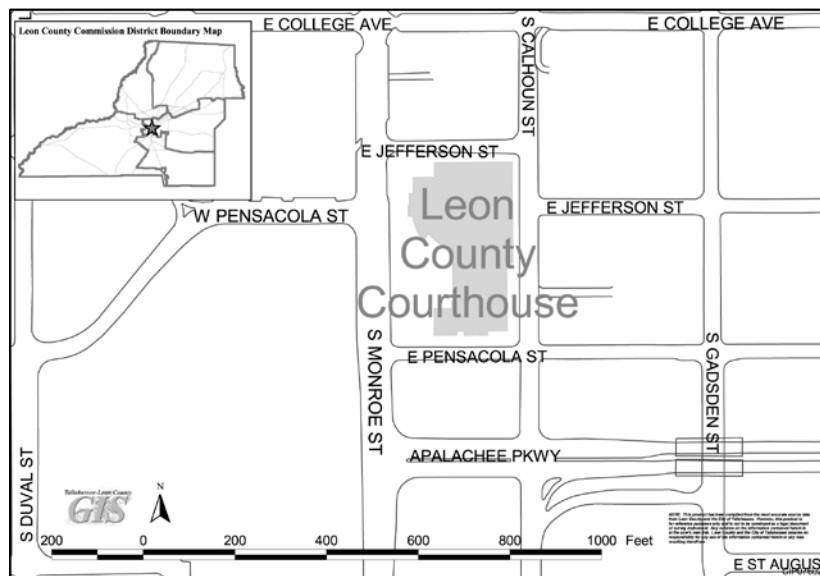
Funding Source	Life To Date FY 2009	Adjusted Budget FY 2010	Year To Date FY 2010	FY 2011 Budget	FY 2012 Planned	FY 2013 Planned	FY 2014 Planned	FY 2015 Planned	5 Year Total	Total Project Cost
305 Capital Improvements	368,947	145,856	296,595	50,000	50,000	50,000	50,000	50,000	250,000	764,803
318 Bond Series 1999 Construction	119,057	0	0	0	0	0	0	0	0	119,057
	<u>488,004</u>	<u>145,856</u>	<u>296,595</u>	<u>50,000</u>	<u>50,000</u>	<u>50,000</u>	<u>50,000</u>	<u>50,000</u>	<u>250,000</u>	<u>883,860</u>

Policy/Comprehensive Plan Information

Florida Statute 29.08 - designates courtroom space and associated technology as a county responsibility

Operating Budget Impact

N/A



**Leon County Government
FY 2011/FY 2015 Capital Improvement Program**

Data Wiring

Dept/Div:	Management Information Services	Comp Plan CIE Project:	N/A
Project #:	076003	Capital Improvement:	N/A
Service Type:	General Government	Level of Service Standard:	N/A
Status:	Existing Project	Current Level of Service:	N/A

Project Description/Justification

This project is for the continued replacement of the computer wiring at various County facilities. These replacements will be coordinated with any building and/or renovation changes that are planned through Facilities Management.

Financial Summary

<u>Funding Source</u>	<u>Life To Date FY 2009</u>	<u>Adjusted Budget FY 2010</u>	<u>Year To Date FY 2010</u>	<u>FY 2011 Budget</u>	<u>FY 2012 Planned</u>	<u>FY 2013 Planned</u>	<u>FY 2014 Planned</u>	<u>FY 2015 Planned</u>	<u>5 Year Total</u>	<u>Total Project Cost</u>
305 Capital Improvements	341,294	33,203	31,794	25,000	25,000	25,000	25,000	25,000	125,000	499,497
	341,294	33,203	31,794	25,000	25,000	25,000	25,000	25,000	125,000	499,497

Policy/Comprehensive Plan Information

N/A

Operating Budget Impact

N/A

**Leon County Government
FY 2011/FY 2015 Capital Improvement Program**

Election Equipment

Dept/Div:	Miscellaneous	Comp Plan CIE Project:	N/A
Project #:	096015	Capital Improvement:	N/A
Service Type:	General Government	Level of Service Standard:	N/A
Status:	Existing Project	Current Level of Service:	N/A

Project Description/Justification

This project is for the replacement of election equipment. In 1992, the current optical scan voting system was first purchased. Over the past 16 years, the units have been upgraded and repaired; however the equipment has reached its maximum use and needs to be replaced. The current OS technology is being phased out and will not be available after 2010. The replacement technology, OSX, allows for higher reading capacity which is needed for large precincts, absentee ballot counting and early voting. Over the next three fiscal years, 50 OSX units will be purchased each year in order to replace all the old OS units by the 2012 Presidential Preference Primary in January. In FY 2013, the replacement units for the touch screens with ADA compliant ballot marking devices will be purchased in order to meet the deadline mandated by statute.

Financial Summary

Funding Source	Life To Date FY 2009	Adjusted Budget FY 2010	Year To Date FY 2010	FY 2011 Budget	FY 2012 Planned	FY 2013 Planned	FY 2014 Planned	FY 2015 Planned	5 Year Total	Total Project Cost
305 Capital Improvements	1,150,777	1,054,645	23,525	400,000	300,000	1,650,000	0	0	2,350,000	4,555,422
318 Bond Series 1999 Construction	99,750	247,828	138,694	0	0	0	0	0	0	347,578
	<u>1,250,527</u>	<u>1,302,473</u>	<u>162,219</u>	<u>400,000</u>	<u>300,000</u>	<u>1,650,000</u>	<u>0</u>	<u>0</u>	<u>2,350,000</u>	<u>4,903,000</u>

Policy/Comprehensive Plan Information

Chapter 101.56075 F.S. Requires all voting systems are required to utilize paper ballots and all ADA voting systems must be compliant by January 1, 2016.

Operating Budget Impact

It is anticipated that there will be little to no impact on the operating budget, except for annual increases to license and maintenance contracts.

**Leon County Government
FY 2011/FY 2015 Capital Improvement Program**

Electronic Timesheets

Dept/Div:	Management Information Services	Comp Plan CIE Project:	N/A
Project #:	076048	Capital Improvement:	N/A
Service Type:	General Government	Level of Service Standard:	N/A
Status:	Existing Project - Carryforward	Current Level of Service:	N/A

Project Description/Justification

This project is for the implementation of electronic timesheets for employees. Electronic timesheets will eliminate the printing of multiform timesheets and streamline the collection of time information into the payroll system.

Financial Summary

Funding Source	Life To Date FY 2009	Adjusted Budget FY 2010	Year To Date FY 2010	FY 2011 Budget	FY 2012 Planned	FY 2013 Planned	FY 2014 Planned	FY 2015 Planned	5 Year Total	Total Project Cost
305 Capital Improvements	121,944	22,745	0	0	0	0	0	0	0	144,689
	121,944	22,745	0	0	0	0	0	0	0	144,689

Policy/Comprehensive Plan Information

N/A

Operating Budget Impact

N/A

Leon County Government
FY 2011/FY 2015 Capital Improvement Program

Elevator Generator Upgrades

Dept/Div: **Facilities Management**
 Project #: **086037**
 Service Type: **General Government**
 Status: **Existing Project**

Comp Plan CIE Project: **N/A**
 Capital Improvement: **N/A**
 Level of Service Standard: **N/A**
 Current Level of Service: **N/A**

Project Description/Justification

This project is for the modernization of elevator generator motors and accompanying electric drive systems. An average of three elevators a year will be modernized. Emergency replacement costs are very high and the down-time for repair affects the buildings. The current generator motors and drive systems are large alternating current systems that run 24 hours a day and 7 days a week. These units are no longer manufactured or marketed by the elevator companies. The new technology is a variable frequency direct current system, which is more efficient and operates only on demand.

Financial Summary

Funding Source	Life To Date FY 2009	Adjusted Budget FY 2010	Year To Date FY 2010	FY 2011 Budget	FY 2012 Planned	FY 2013 Planned	FY 2014 Planned	FY 2015 Planned	5 Year Total	Total Project Cost
305 Capital Improvements	27,142	592,527	374,988	325,000	325,000	325,000	0	0	975,000	1,594,669
	27,142	592,527	374,988	325,000	325,000	325,000	0	0	975,000	1,594,669

Policy/Comprehensive Plan Information

N/A

Operating Budget Impact

This project will have an estimated annual decrease of \$10,000 per upgraded elevator in the Facilities Management operating budget for the reduced electrical consumption and number of repair calls.



**Leon County Government
FY 2011/FY 2015 Capital Improvement Program**

File Server Maintenance

Dept/Div:	Management Information Services	Comp Plan CIE Project:	N/A
Project #:	076008	Capital Improvement:	N/A
Service Type:	General Government	Level of Service Standard:	N/A
Status:	Existing Project	Current Level of Service:	N/A

Project Description/Justification

This project is for the replacement of file servers for planned obsolescence and standardization. Consolidation and upgrading of servers is an ongoing process to sustain desktop and communication functionalities and specialized applications for County staff and services. Upgrading of servers improves performance and reliability of systems and backup solutions. In addition, a virtualization solution for file servers will be used to improve support of applications, test environments, and maintenance, as previously described. The virtualization will minimize space requirements and cut energy costs in the data center, maximize technical staff resources, and provide for disaster recovery and business continuity of services.

Financial Summary

Funding Source	Life To Date FY 2009	Adjusted Budget FY 2010	Year To Date FY 2010	FY 2011 Budget	FY 2012 Planned	FY 2013 Planned	FY 2014 Planned	FY 2015 Planned	5 Year Total	Total Project Cost
305 Capital Improvements	380,877	305,494	255,299	250,000	250,000	250,000	250,000	250,000	1,250,000	1,936,371
	380,877	305,494	255,299	250,000	250,000	250,000	250,000	250,000	1,250,000	1,936,371

Policy/Comprehensive Plan Information

This project produces an annual energy costs savings of approximately \$10,000 in electrical and air conditioning expenses. These energy savings in the data center were achieved by replacing nearly 250 servers with eight enterprise system servers that utilize virtualization and Storage Area Network (SAN) technology. These technologies provide on demand computing services through shared resources.

**Leon County Government
FY 2011/FY 2015 Capital Improvement Program**

Financial Hardware and Software

Dept/Div:	Management Information Services	Comp Plan CIE Project:	N/A
Project #:	076001	Capital Improvement:	N/A
Service Type:	General Government	Level of Service Standard:	N/A
Status:	Existing Revised Project	Current Level of Service:	N/A

Project Description/Justification

This project is for the purchase of financial hardware and software technology.

Financial Summary

<u>Funding Source</u>	<u>Life To Date FY 2009</u>	<u>Adjusted Budget FY 2010</u>	<u>Year To Date FY 2010</u>	<u>FY 2011 Budget</u>	<u>FY 2012 Planned</u>	<u>FY 2013 Planned</u>	<u>FY 2014 Planned</u>	<u>FY 2015 Planned</u>	<u>5 Year Total</u>	<u>Total Project Cost</u>
305 Capital Improvements	145,910	0	0	30,000	0	0	0	0	30,000	175,910
	145,910	0	0	30,000	0	0	0	0	30,000	175,910

Policy/Comprehensive Plan Information

Leon County Policy No. 92-4: Accounting and Reporting
Leon County Policy No. 93-44: Fiscal Planning

Operating Budget Impact

N/A

**Leon County Government
FY 2011/FY 2015 Capital Improvement Program**

General County Maintenance and Minor Renovations

Dept/Div:	Facilities Management	Comp Plan CIE Project:	N/A
Project #:	086057	Capital Improvement:	N/A
Service Type:	General Government	Level of Service Standard:	N/A
Status:	Existing Project	Current Level of Service:	N/A

Project Description/Justification

This project will allow Leon County to provide maintenance and minor renovations to County Facilities.

Financial Summary

<u>Funding Source</u>	<u>Life To Date FY 2009</u>	<u>Adjusted Budget FY 2010</u>	<u>Year To Date FY 2010</u>	<u>FY 2011 Budget</u>	<u>FY 2012 Planned</u>	<u>FY 2013 Planned</u>	<u>FY 2014 Planned</u>	<u>FY 2015 Planned</u>	<u>5 Year Total</u>	<u>Total Project Cost</u>
305 Capital Improvements	0	21,800	5,120	15,000	15,000	15,000	15,000	15,000	75,000	101,920
	0	21,800	5,120	15,000	15,000	15,000	15,000	15,000	75,000	101,920

Policy/Comprehensive Plan Information

N/A

Operating Budget Impact

N/A

**Leon County Government
FY 2011/FY 2015 Capital Improvement Program**

General Vehicle & Equipment Replacement

Dept/Div:	Fleet Management	Comp Plan CIE Project:	N/A
Project #:	026003	Capital Improvement:	N/A
Service Type:	General Government	Level of Service Standard:	N/A
Status:	Existing Project	Current Level of Service:	N/A

Project Description/Justification

This project is for the replacement of County vehicles and equipment. In accordance with the Climate Action Plan, all vehicles will be replaced with hybrids when appropriate. The following is the FY11 replacement schedule:

Unit	Year/Make	Description	Mileage	Acquis.	Repair	Replace	Surplus	Dept/Div
752	1986 MASTERCRAFT	FORK LIFT	1,403	\$22,989	\$17,675	\$55,000	\$3,000	PW FLEET
1265	1997 FORD	1/2 TON 4X4	109,771	\$20,836	\$8,934	\$32,000	\$3,000	PW MOSQ CONTROL
1425	1999 DODGE	1/2 TON 4X4	104,500	\$19,632	\$8,726	\$32,000	\$3,500	MGMT SVS FAC MGMT
1459	1999 DODGE	1/2 TON 4X2	105,201	\$13,824	\$9,721	\$29,500	\$2,500	MGMT SVS FAC MGMT
1514	2000 FORD	1/2 TON 4X2	123,871	\$17,707	\$9,808	\$29,500	\$3,950	MGMT SVS FAC MGMT
1534	2000 FORD	3/4 TON 4X2	132,901	\$23,975	\$10,958	\$29,500	\$4,500	MGMT SVS FAC MGMT
1545	2001 JOHN DEERE	ALL TERRAIN	1,351	\$6,801	\$6,071	\$15,000	\$1,100	PW PARKS & REC
1666	2003 FORD	EXPLORER	92,242	\$21,599	\$5,989	\$29,500	\$2,800	PW PARKS & REC

Financial Summary

Funding Source	Life To Date FY 2009	Adjusted Budget FY 2010	Year To Date FY 2010	FY 2011 Budget	FY 2012 Planned	FY 2013 Planned	FY 2014 Planned	FY 2015 Planned	5 Year Total	Total Project Cost
305 Capital Improvements	1,627,796	492,000	411,533	270,000	550,000	605,000	544,500	626,175	2,595,675	4,715,471
	1,627,796	492,000	411,533	270,000	550,000	605,000	544,500	626,175	2,595,675	4,715,471

Policy/Comprehensive Plan Information

N/A

Operating Budget Impact

N/A

**Leon County Government
FY 2011/FY 2015 Capital Improvement Program**

Geographic Information Systems

Dept/Div:	Management Information Services	Comp Plan CIE Project:	N/A
Project #:	076009	Capital Improvement:	N/A
Service Type:	General Government	Level of Service Standard:	N/A
Status:	Existing Project	Current Level of Service:	N/A

Project Description/Justification

This project is for the funding of the City of Tallahassee and Leon County Interlocal Project involving the Permit Enforcement & Tracking System (PETS) and the Geographic Information System (GIS). The City contributes 50% towards the cost of the GIS portion.

GIS Interlocal Project:

\$ 52,000	SDE Server Replacements
\$ 48,000	ArcGIS Server and ArcIMS Server Replacements
\$ 42,418	Infrastructure Improvements
\$ 22,862	ESRI Professional Services
\$ 65,000	ESRI EEAP & Geodatabase Upgrade Support

\$ 230,280 TOTAL (50% to be reimbursed by the City)

Financial Summary

Funding Source	Life To Date FY 2009	Adjusted Budget FY 2010	Year To Date FY 2010	FY 2011 Budget	FY 2012 Planned	FY 2013 Planned	FY 2014 Planned	FY 2015 Planned	5 Year Total	Total Project Cost
305 Capital Improvements	3,812,615	230,280	156,741	230,280	238,280	238,280	238,280	238,280	1,183,400	5,226,295
	3,812,615	230,280	156,741	230,280	238,280	238,280	238,280	238,280	1,183,400	5,226,295

Policy/Comprehensive Plan Information

Geographic Information System City of Tallahassee/Leon County Interlocal Agreement (1990)

The Comprehensive Plan mandates that a series of map layers be compiled and maintained for use in Comprehensive Plan implementation.

The environmental component of both the City and County land development ordinances contain clauses mandating that protected natural features be mapped pursuant to applications for development.

The Florida Department of Revenue requires that all property appraisers' offices in the State of Florida compile and maintain digital Cadastres that meet specific guidelines governing methodologies to be used and the layers to be compiled. Required layers include platted lots, tax parcels, right-of-ways, and legal dimensions.

Operating Budget Impact

N/A

Geographic Information Systems Incremental Basemap Update

Dept/Div:	Management Information Services	Comp Plan CIE Project:	N/A
Project #:	076060	Capital Improvement:	N/A
Service Type:	General Government	Level of Service Standard:	N/A
Status:	Existing Project	Current Level of Service:	N/A

Project Description/Justification

This project is for the incremental update of the Tallahassee-Leon County Geographic Information System, TLC GIS, basemap. The basemap includes orthophotography, planimetrics and a digital elevation model with contours. These elements are essential in providing timely and accurate basemap information which provides positional control for other critical Geographic Information System information and the analysis opportunities they support. They are the foundation for geo-referencing (tying to coincident geographic features for accurate and reliable referencing) many of the Geographic Information System data layers. Leon County is divided into nine zones. In June 2008 the Florida Department of Revenue, FDOR, was directed under Chapter 195.002 Florida Statutes, to provide each County Property Appraiser's Office with digital orthophotography every three years and charge county office for the cost of that service and product delivery. However, each county was given a 'no opt-out' opportunity if the county office was participating in a program which secured the digital orthophotography at the minimum specifications and a copy of the data was provided to FDOR. The Leon County Property Appraiser's Office has notified FDOR that they will not participate in their effort. Therefore, TLC GIS was required to adjust the existing data collection effort to meet this new demand. In working with the vendor and leveraging the latest technology, TLC GIS was successful in developing a new methodology for collecting, compiling, and releasing the basemap data. In order to accomplish this task, TLC GIS has successfully negotiated an alternative 3 year action plan:

Year 1 - Complete Data Capture and Delivery of 1' Digital Orthophotography
 *Complete Data Capture and Delivery of Color Infrared Orthophotography CIR
 **Complete Data Capture of LiDAR

Year 2 & 3 - Complete LiDAR processing
 ***Complete Data Capture and Delivery of 6" GSD Obliques for 200 Square Miles
 Complete Planimetric Update

*Note: The color infrared (CIR) photography is an additional product that is provided under the new plan. The CIR will support efforts such as wetland delineation.

In order to maintain the basemap, Tallahassee-Leon County GIS will be required to secure funding beyond Year 3. The continued funding will allow TLC GIS to enter into the second cycle of data capture without an increase in the annual funding amount.

Financial Summary

Funding Source	Life To Date FY 2009	Adjusted Budget FY 2010	Year To Date FY 2010	FY 2011 Budget	FY 2012 Planned	FY 2013 Planned	FY 2014 Planned	FY 2015 Planned	5 Year Total	Total Project Cost
305 Capital Improvements	1,056,165	258,500	258,309	258,500	378,500	378,500	378,500	378,500	1,772,500	3,087,165
	<u>1,056,165</u>	<u>258,500</u>	<u>258,309</u>	<u>258,500</u>	<u>378,500</u>	<u>378,500</u>	<u>378,500</u>	<u>378,500</u>	<u>1,772,500</u>	<u>3,087,165</u>

Policy/Comprehensive Plan Information

Geographic Information System City of Tallahassee/Leon County Interlocal Agreement (1990); Permit Enforcement & Tracking System City of Tallahassee/Leon County Interlocal Agreement (1993)

The Comprehensive Plan mandates that a series of map layers be compiled and maintained for use in Comprehensive Plan implementation. The environmental component of both the City and County land development ordinances contain clauses mandating that protected natural features be mapped pursuant to applications for development.

Florida Department of Revenue requires that all property appraisers' offices in the State of Florida compile and maintain digital Cadastres that meet specific guidelines governing methodologies to be used and the layers to be compiled. Required layers include platted lots, tax parcels, right-of-ways, and legal dimensions.

Operating Budget Impact

N/A

**Leon County Government
FY 2011/FY 2015 Capital Improvement Program**

Huntington Oaks Plaza Renovations

Dept/Div: **Facilities Management**
 Project #: **083002**
 Service Type: **General Government**
 Status: **New Project**

Comp Plan CIE Project: **N/A**
 Capital Improvement: **N/A**
 Level of Service Standard: **N/A**
 Current Level of Service: **N/A**

Project Description/Justification

This project is for the facade renovations at Huntington Oaks Plaza.

Financial Summary

Funding Source	Life To Date FY 2009	Adjusted Budget FY 2010	Year To Date FY 2010	FY 2011 Budget	FY 2012 Planned	FY 2013 Planned	FY 2014 Planned	FY 2015 Planned	5 Year Total	Total Project Cost
305 Capital Improvements	0	0	0	454,000	0	0	0	0	454,000	454,000
	0	0	0	454,000	0	0	0	0	454,000	454,000

Policy/Comprehensive Plan Information

N/A

Operating Budget Impact

N/A



**Leon County Government
FY 2011/FY 2015 Capital Improvement Program**

Local Economic Stimulus Program

Dept/Div:	Miscellaneous	Comp Plan CIE Project:	N/A
Project #:	096019	Capital Improvement:	N/A
Service Type:	General Government	Level of Service Standard:	N/A
Status:	Existing Project - Carryforward	Current Level of Service:	N/A

Project Description/Justification

This project provides matching grant funds for the American Recovery and Reinvestment Act (ARRA) of 2009. The County has been actively monitoring the ARRA, as well as coordinating with regional partners to identify possible projects for funding consideration. On April 21, 2009, the Board accepted a status report on the ARRA, including funding for additional lobbying efforts to gain grant funding.

Subsequently, this project was amended during the June 22, 2010 budget workshop to fund capital projects such as Transportation and Stormwater Improvements and equipment for the Public Works Department. Currently, \$755,000 is appropriated to strengthen the County's position when trying to leverage state and federal funds.

Financial Summary

<u>Funding Source</u>	<u>Life To Date FY 2009</u>	<u>Adjusted Budget FY 2010</u>	<u>Year To Date FY 2010</u>	<u>FY 2011 Budget</u>	<u>FY 2012 Planned</u>	<u>FY 2013 Planned</u>	<u>FY 2014 Planned</u>	<u>FY 2015 Planned</u>	<u>5 Year Total</u>	<u>Total Project Cost</u>
305 Capital Improvements	0	755,000	0	0	0	0	0	0	0	755,000
	0	755,000	0	0	0	0	0	0	0	755,000

Policy/Comprehensive Plan Information

American Recovery and Reinvestment Act of 2009: Matching grant funds

Operating Budget Impact

N/A

**Leon County Government
FY 2011/FY 2015 Capital Improvement Program**

Network Backbone Upgrade

Dept/Div:	Management Information Services	Comp Plan CIE Project:	N/A
Project #:	076018	Capital Improvement:	N/A
Service Type:	General Government	Level of Service Standard:	N/A
Status:	Existing Project	Current Level of Service:	N/A

Project Description/Justification

This project is for the continual maintenance and upgrading of the network connectivity of County offices to provide uninterrupted service with high speed and increased bandwidth to support existing and growing applications requiring graphics and document images. Redundant links to critical offices will continue to be implemented each year to prepare for disaster recovery and business continuity needs. Included are the following costs:

\$ 80,000	Replacements of Network Devices
\$ 60,000	Network Links and Connections & Fiber Multiplexer for Major Links
\$ 10,000	Software
<u>\$150,000</u>	TOTAL

Financial Summary

<u>Funding Source</u>	<u>Life To Date FY 2009</u>	<u>Adjusted Budget FY 2010</u>	<u>Year To Date FY 2010</u>	<u>FY 2011 Budget</u>	<u>FY 2012 Planned</u>	<u>FY 2013 Planned</u>	<u>FY 2014 Planned</u>	<u>FY 2015 Planned</u>	<u>5 Year Total</u>	<u>Total Project Cost</u>
305 Capital Improvements	372,969	209,178	204,823	150,000	80,000	80,000	80,000	80,000	470,000	1,052,147
	<u>372,969</u>	<u>209,178</u>	<u>204,823</u>	<u>150,000</u>	<u>80,000</u>	<u>80,000</u>	<u>80,000</u>	<u>80,000</u>	<u>470,000</u>	<u>1,052,147</u>

Policy/Comprehensive Plan Information

N/A

Operating Budget Impact

N/A

**Leon County
FY 2011/FY 2015 Capital Improvement Program**

Parking Lot Maintenance

Dept/Div: **Facilities Management**
 Project #: **086033**
 Service Type: **General Government**
 Status: **Existing Project**

Comp Plan CIE Project: **N/A**
 Capital Improvement: **N/A**
 Level of Service Standard: **N/A**
 Current Level of Service: **N/A**

Project Description/Justification

This project is for the maintenance of County parking lots including the purchase of replacement gate arms, ticket readers, and parking lot stripping and repair. The main lots anticipated to be updated over the next three years include Bronough Street, Main Library, Gadsden Street, and the Courthouse garage.

Financial Summary

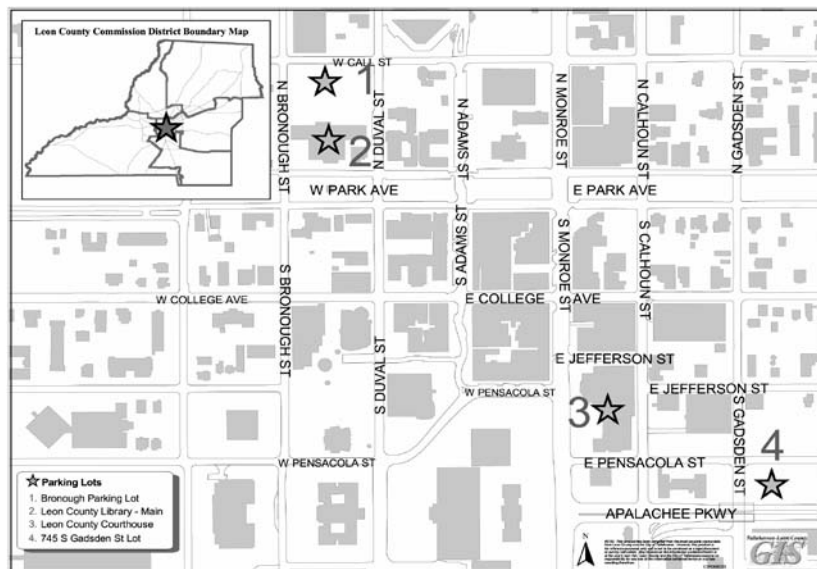
Funding Source	Life To Date FY 2009	Adjusted Budget FY 2010	Year To Date FY 2010	FY 2011 Budget	FY 2012 Planned	FY 2013 Planned	FY 2014 Planned	FY 2015 Planned	5 Year Total	Total Project Cost
305 Capital Improvements	10,000	89,118	0	16,000	16,000	16,000	16,000	16,000	80,000	179,118
	10,000	89,118	0	16,000	16,000	16,000	16,000	16,000	80,000	179,118

Policy/Comprehensive Plan Information

N/A

Operating Budget Impact

N/A



**Leon County Government
FY 2011/FY 2015 Capital Improvement Program**

Permit & Enforcement Tracking System

Dept/Div:	Management Information Services	Comp Plan CIE Project:	N/A
Project #:	076015	Capital Improvement:	N/A
Service Type:	General Government	Level of Service Standard:	N/A
Status:	Existing Project	Current Level of Service:	N/A

Project Description/Justification

This project is for the funding the County's share of the City of Tallahassee and Leon County Interlocal Project involving the Permit Enforcement & Tracking System (PETS).

Financial Summary

Funding Source	Life To Date FY 2009	Adjusted Budget FY 2010	Year To Date FY 2010	FY 2011 Budget	FY 2012 Planned	FY 2013 Planned	FY 2014 Planned	FY 2015 Planned	5 Year Total	Total Project Cost
305 Capital Improvements	0	166,255	0	82,220	82,220	70,000	70,000	70,000	374,440	540,695
	0	166,255	0	82,220	82,220	70,000	70,000	70,000	374,440	540,695

Policy/Comprehensive Plan Information

Interlocal Agreement with City of Tallahassee (Amended October 17, 2003)
Permit Enforcement and Tracking System Interlocal Agreement with the City (1993)

Operating Budget Impact

It is anticipated that the implementation of PETS will not significantly increase current funding allocations for annualized maintenance costs of hardware, software, and support services.

**Leon County Government
FY 2011/FY 2015 Capital Improvement Program**

Property Appraiser Technology

Dept/Div:	Management Information Services	Comp Plan CIE Project:	N/A
Project #:	076045	Capital Improvement:	N/A
Service Type:	General Government	Level of Service Standard:	N/A
Status:	Existing Project - Carryforward	Current Level of Service:	N/A

Project Description/Justification

This project is for technology improvements for the Property Appraiser's property assessment and appraisal system.

Financial Summary

<u>Funding Source</u>	<u>Life To Date FY 2009</u>	<u>Adjusted Budget FY 2010</u>	<u>Year To Date FY 2010</u>	<u>FY 2011 Budget</u>	<u>FY 2012 Planned</u>	<u>FY 2013 Planned</u>	<u>FY 2014 Planned</u>	<u>FY 2015 Planned</u>	<u>5 Year Total</u>	<u>Total Project Cost</u>
305 Capital Improvements	0	550,000	164,500	0	0	0	0	0	0	550,000
	0	550,000	164,500	0	0	0	0	0	0	550,000

Policy/Comprehensive Plan Information

N/A

Operating Budget Impact

The technology upgrades to the existing property assessment and appraisal system will provide an estimated \$100,000 in annualized savings.

**Leon County Government
FY 2011/FY 2015 Capital Improvement Program**

Public Defender Technology

Dept/Div:	Management Information Services	Comp Plan CIE Project:	N/A
Project #:	076051	Capital Improvement:	N/A
Service Type:	General Government	Level of Service Standard:	N/A
Status:	Existing Project	Current Level of Service:	N/A

Project Description/Justification

This project is for technology needs for the Public Defender's Office.

Financial Summary

<u>Funding Source</u>	<u>Life To Date FY 2009</u>	<u>Adjusted Budget FY 2010</u>	<u>Year To Date FY 2010</u>	<u>FY 2011 Budget</u>	<u>FY 2012 Planned</u>	<u>FY 2013 Planned</u>	<u>FY 2014 Planned</u>	<u>FY 2015 Planned</u>	<u>5 Year Total</u>	<u>Total Project Cost</u>
305 Capital Improvements	113,304	52,804	51,685	30,000	30,000	30,000	30,000	30,000	150,000	316,108
	113,304	52,804	51,685	30,000	30,000	30,000	30,000	30,000	150,000	316,108

Policy/Comprehensive Plan Information

Article V - legislation requiring counties to fund technology needs for the Public Defender's Office.

Operating Budget Impact

N/A

**Leon County Government
FY 2011/FY 2015 Capital Improvement Program**

Records Management

Dept/Div:	Management Information Services	Comp Plan CIE Project:	N/A
Project #:	076061	Capital Improvement:	N/A
Service Type:	General Government	Level of Service Standard:	N/A
Status:	New Project	Current Level of Service:	N/A

Project Description/Justification

This project is for the development of a records management strategy and implementation plan for information storage, management, and discovery throughout the departments of the Leon County Board. Information will include all paper, microfilm, and electronically stored items such as emails, video, digital photos, maps, databases. This project will also define the technical requirements for supporting the strategy and implementation plan within the existing Documentum solution. A process framework will be based on Florida statutes and developed to define 1) how and when to organize and store information, 2) how to comply with the Florida retention schedule for information, 3) how to destroy information, and 4) how to access information. Another outcome of the project is to define the software and hardware for an archiving solution for emails and other documents. As paper and electronic documents and processes are the integral to the work of the County government, management of those documents and processes are critical to the success of the government.

Financial Summary

Funding Source	Life To Date FY 2009	Adjusted Budget FY 2010	Year To Date FY 2010	FY 2011 Budget	FY 2012 Planned	FY 2013 Planned	FY 2014 Planned	FY 2015 Planned	5 Year Total	Total Project Cost
305 Capital Improvements	0	0	0	0	175,000	50,000	50,000	50,000	325,000	325,000
	0	0	0	0	175,000	50,000	50,000	50,000	325,000	325,000

Policy/Comprehensive Plan Information

The State of Florida dictates the retention of records and requires the transparency of data through the Sunshine Law. Establishment of a records management strategy and implementation plan will support the County government in complying with the State requirements.

Operating Budget Impact

N/A

**Leon County Government
FY 2011/FY 2015 Capital Improvement Program**

State Attorney Technology

Dept/Div:	Management Information Services	Comp Plan CIE Project:	N/A
Project #:	076047	Capital Improvement:	N/A
Service Type:	General Government	Level of Service Standard:	N/A
Status:	Existing Project	Current Level of Service:	N/A

Project Description/Justification

This project is for other technology needs for the State Attorney's Office.

Financial Summary

<u>Funding Source</u>	<u>Life To Date FY 2009</u>	<u>Adjusted Budget FY 2010</u>	<u>Year To Date FY 2010</u>	<u>FY 2011 Budget</u>	<u>FY 2012 Planned</u>	<u>FY 2013 Planned</u>	<u>FY 2014 Planned</u>	<u>FY 2015 Planned</u>	<u>5 Year Total</u>	<u>Total Project Cost</u>
305 Capital Improvements	71,727	30,000	23,753	30,000	30,000	30,000	30,000	30,000	150,000	251,727
	71,727	30,000	23,753	30,000	30,000	30,000	30,000	30,000	150,000	251,727

Policy/Comprehensive Plan Information

Article V - legislation requiring counties to fund technology needs for the State Attorney's Office

Operating Budget Impact

N/A

**Leon County Government
FY 2011/FY 2015 Capital Improvement Program**

Supervisor of Elections Technology

Dept/Div:	Management Information Services	Comp Plan CIE Project:	N/A
Project #:	076005	Capital Improvement:	N/A
Service Type:	General Government	Level of Service Standard:	N/A
Status:	Existing Project	Current Level of Service:	N/A

Project Description/Justification

This project is for technology improvements for the Supervisor of Elections.

Financial Summary

<u>Funding Source</u>	<u>Life To Date FY 2009</u>	<u>Adjusted Budget FY 2010</u>	<u>Year To Date FY 2010</u>	<u>FY 2011 Budget</u>	<u>FY 2012 Planned</u>	<u>FY 2013 Planned</u>	<u>FY 2014 Planned</u>	<u>FY 2015 Planned</u>	<u>5 Year Total</u>	<u>Total Project Cost</u>
305 Capital Improvements	115,793	25,000	21,421	25,000	25,000	25,000	25,000	25,000	125,000	265,793
	115,793	25,000	21,421	25,000	25,000	25,000	25,000	25,000	125,000	265,793

Policy/Comprehensive Plan Information

N/A

Operating Budget Impact

N/A

**Leon County Government
FY 2011/FY 2015 Capital Improvement Program**

User Computer Upgrades

Dept/Div:	Management Information Services	Comp Plan CIE Project:	N/A
Project #:	076024	Capital Improvement:	N/A
Service Type:	General Government	Level of Service Standard:	N/A
Status:	Existing Project	Current Level of Service:	N/A

Project Description/Justification

This project is for the replacement of old user computers, printers, and peripherals. A replacement schedule is extremely important due to advances in software, deterioration of hardware, the inability to obtain replacement parts for old equipment and the increased cost of maintenance of old equipment. Currently, computers are on a five year replacement cycle plan. However, users with specialty software needs, such as engineers and GIS staff, are in a three year replacement cycle. The computers that are replaced every three years are recycled to County users with standardized needs. All older machines are recycled to the Goodwill's electronics store. A virtualized desktop solution is being deployed for Board users over a 4 year plan, which will prolong the life of the desktop to over 5 years.

Financial Summary

<u>Funding Source</u>	<u>Life To Date FY 2009</u>	<u>Adjusted Budget FY 2010</u>	<u>Year To Date FY 2010</u>	<u>FY 2011 Budget</u>	<u>FY 2012 Planned</u>	<u>FY 2013 Planned</u>	<u>FY 2014 Planned</u>	<u>FY 2015 Planned</u>	<u>5 Year Total</u>	<u>Total Project Cost</u>
305 Capital Improvements	1,763,554	445,843	214,397	300,000	300,000	300,000	300,000	300,000	1,500,000	3,709,397
	1,763,554	445,843	214,397	300,000	300,000	300,000	300,000	300,000	1,500,000	3,709,397

Policy/Comprehensive Plan Information

N/A

Operating Budget Impact

N/A

**Leon County Government
FY 2011/FY 2015 Capital Improvement Program**

Work Order Management

Dept/Div:	Management Information Services	Comp Plan CIE Project:	N/A
Project #:	076042	Capital Improvement:	N/A
Service Type:	General Government	Level of Service Standard:	N/A
Status:	Existing Project - Carryforward	Current Level of Service:	N/A

Project Description/Justification

This project is for the consolidation of work order management functions into one system. Consolidation of several Public Works systems to the Hansen Work Order Management System will allow for a comprehensive method to review work activities. Mobile field collection services will allow for data entry and access in the field improving work efficiencies.

Financial Summary

Funding Source	Life To Date FY 2009	Adjusted Budget FY 2010	Year To Date FY 2010	FY 2011 Budget	FY 2012 Planned	FY 2013 Planned	FY 2014 Planned	FY 2015 Planned	5 Year Total	Total Project Cost
305 Capital Improvements	108,760	47,622	30,384	0	0	0	0	0	0	156,382
306 Transportation Improvements	179,247	67,500	62,722	0	0	0	0	0	0	246,747
	288,007	115,122	93,106	0	0	0	0	0	0	403,129

Policy/Comprehensive Plan Information

N/A

Operating Budget Impact

N/A



Health & Safety Overview

The Health and Safety Section contains capital improvement projects designed to facilitate the provision of services by the legislative and administrative branches of Leon County government. Major Health and Safety Capital Projects funded in FY11 include: Emergency Medical Equipment, and Robert Stevens Health Clinic maintenance.

Managing Departments:

Table 15.12 shows that Emergency Medical Services will manage the majority of the FY11 Health and Safety capital improvement projects. Emergency Medical Services will manage 9.7% of the total health and safety budget for FY11. Fleet Management will manage 64.5%, Facilities will manage 24.7%, and Management Information Services will manage less than 1.1%.

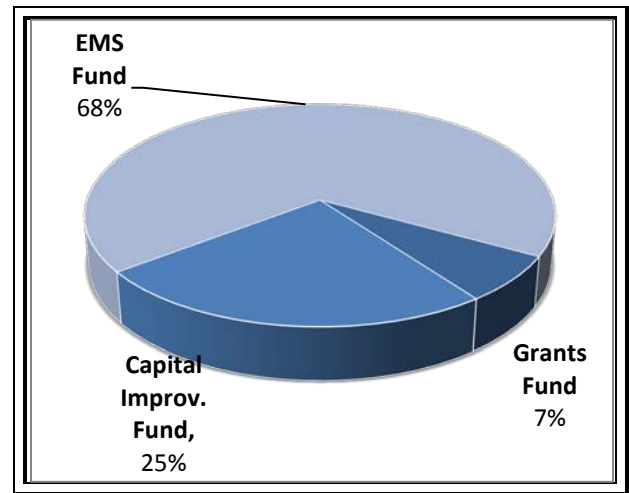
Table 15.12
FY11 Health & Safety Projects
By Managing Department

Managing Department	# of Projects	FY11 Budget
Emergency Medical Services	2	\$113,500
Facilities Management	1	\$290,000
Fleet Management	1	\$756,000
Management Information Services	1	\$12,500
Total	5	\$1,172,000

Funding Sources:

Figure 15.6 shows that the Emergency Medical Services MSTU Fund (Fund 135) funds 68% (\$802,000), the Capital Improvement Fund funds 25% (\$290,000) and the Grants Fund (Fund 125) funds 7% (\$80,000).

Figure 15.6
FY11 Health & Safety Projects
By Funding Source



Operating Budget Impacts:

Table 15.13 shows the estimated impacts that some Health and Safety projects have on the operating budget. Impacts are shown in the fiscal year which they are anticipated to begin as well as the out-years that are affected by additional operating costs. These impacts are only estimates and are subject to change.

Table 15.13
FY11 Health & Safety Operating Budget Impacts

Project	Project #	FY11 Estimate	FY12 Estimate	FY13 Estimate	FY14 Estimate	FY15 Estimate
Additional Ambulance & Equipment	096013	-	316,415	-	316,415	0
Emergency Medical Services Vehicle	096017	3,000	3,000	3,000	3,000	3,000
Total		\$3,000	\$319,415	\$3,000	\$319,415	\$3,000

Leon County Government
FY 2011/FY 2015 Capital Improvement Program

Health & Safety Index

Page	Project	#	Life to Date FY 2009	Adj Bud FY 2010	FY 2011 Budget	FY11-FY15 Total	Project Cost Total
15-75	Additional Ambulance & Equipment	096013	166,263	5,545	-	400,300	572,108
15-76	Emergency Medical Services Equipment	096010	285,584	105,178	80,000	400,000	790,762
15-77	Emergency Medical Services Facility	096008	8,275	8,273,545	-	-	8,281,820
15-78	Emergency Medical Services Technology	076058	32,114	19,975	12,500	62,500	114,589
15-79	Emergency Medical Services Vehicle	096017	41,969	-	33,500	33,500	75,469
15-80	EMS Vehicle & Equipment Replacement	026014	1,839,383	514,254	756,000	3,385,740	5,739,377
15-81	Jail Roof Replacement	086031	32,720	3,570,996	-	-	3,603,716
15-82	Public Safety Complex	096016	69,373	16,423,159	-	-	16,492,532
15-83	Robert Stevens Health Clinic Maintenance	086056	3,074	126,073	290,000	290,000	419,147
Health and Safety Total			\$2,478,755	\$29,038,725	\$1,172,000	\$4,572,040	\$36,089,520

The Capital Improvement projects highlighted are fully funded in FY10. It is anticipated that these projects will be carryforward into the next fiscal year.

**Leon County Government
FY 2011/FY 2015 Capital Improvement Program**

Additional Ambulance & Equipment

Dept/Div: Miscellaneous	Comp Plan CIE Project: N/A
Project #: 096013	Capital Improvement: N/A
Service Type: Health & Safety	Level of Service Standard: N/A
Status: Existing Project	Current Level of Service: N/A

Project Description/Justification

This project is for the purchase of additional medium duty ambulances and the associated equipment. The purchase of additional ambulances is needed in order to increase the level of service associated with the rise of emergency response calls and patient transports.

Financial Summary

Funding Source	Life To Date FY 2009	Adjusted Budget FY 2010	Year To Date FY 2010	FY 2011 Budget	FY 2012 Planned	FY 2013 Planned	FY 2014 Planned	FY 2015 Planned	5 Year Total	Total Project Cost
135 Emergency Medical Services MSTU	166,263	5,546	5,546	0	194,250	0	206,050	0	400,300	572,109
	166,263	5,546	5,546	0	194,250	0	206,050	0	400,300	572,109

Policy/Comprehensive Plan Information

N/A

Operating Budget Impact

This project will have annual impacts on the Emergency Medical Services operating budget once the vehicles have been purchased. The following are the estimated impacts anticipated:

FY12
 \$215,845 Personal costs for an additional 4.0 Full Time positions
 \$22,370 Vehicle coverage, preventative maintenance, and fuel/oil
 \$74,400 Machinery and equipment
 \$3,800 Uniforms and Physicals

TOTAL \$316,415

FY14
 \$215,845 Personal costs for an additional 4.0 Full Time positions
 \$22,370 Vehicle coverage, preventative maintenance, and fuel/oil
 \$74,400 Machinery and equipment
 \$3,800 Uniforms and Physicals

TOTAL \$316,415

**Leon County Government
FY 2011/FY 2015 Capital Improvement Program**

Emergency Medical Services Equipment

Dept/Div:	Miscellaneous	Comp Plan CIE Project:	N/A
Project #:	096010	Capital Improvement:	N/A
Service Type:	Health & Safety	Level of Service Standard:	N/A
Status:	Existing Project	Current Level of Service:	N/A

Project Description/Justification

This project is for the purchase of new and replacement Emergency Medical Services equipment. Included in this project is personal protective equipment for EMS personnel, automated external defibrillators, replacement splinting and patient moving devices such as stretchers and special operations/mass casualty preparedness equipment. This project is funded by a Florida Department of Health grant.

Financial Summary

Funding Source	Life To Date FY 2009	Adjusted Budget FY 2010	Year To Date FY 2010	FY 2011 Budget	FY 2012 Planned	FY 2013 Planned	FY 2014 Planned	FY 2015 Planned	5 Year Total	Total Project Cost
125 Grants	136,524	105,178	29,333	80,000	80,000	80,000	80,000	80,000	400,000	641,702
135 Emergency Medical Services MSTU	149,060	0	0	0	0	0	0	0	0	149,060
	285,584	105,178	29,333	80,000	80,000	80,000	80,000	80,000	400,000	790,762

Policy/Comprehensive Plan Information

N/A

Operating Budget Impact

N/A

Leon County Government
FY 2011/FY 2015 Capital Improvement Program

Emergency Medical Services Facility

Dept/Div:	Facilities Management	Comp Plan CIE Project:	N/A
Project #:	096008	Capital Improvement:	N/A
Service Type:	Health & Safety	Level of Service Standard:	N/A
Status:	Existing Project - Carryforward	Current Level of Service:	N/A

Project Description/Justification

This project is for the construction of a permanent Emergency Medical Services facility. The facility will be a co-located with the Fire Administration Buildings according to the Interlocal Agreement between Leon County and the City of Tallahassee for the functional consolidation of EMS and Fire Services. The facility will be part of the Public Safety Complex that will house the Joint Dispatch Center, Traffic Management Center, and Emergency Operations Center. Critical functions of this building will be constructed to resist weather related disasters and include a protected ambulance storage facility.

Financial Summary

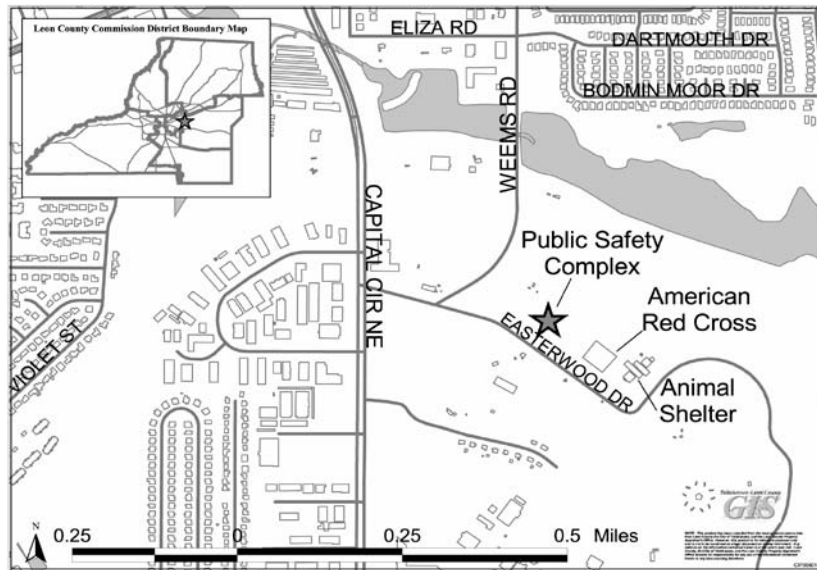
Funding Source	Life To Date FY 2009	Adjusted Budget FY 2010	Year To Date FY 2010	FY 2011 Budget	FY 2012 Planned	FY 2013 Planned	FY 2014 Planned	FY 2015 Planned	5 Year Total	Total Project Cost
135 Emergency Medical Services MSTU	8,275	0	0	0	0	0	0	0	0	8,275
305 Capital Improvements	0	8,273,545	0	0	0	0	0	0	0	8,273,545
	<u>8,275</u>	<u>8,273,545</u>	<u>0</u>	<u>0</u>	<u>0</u>	<u>0</u>	<u>0</u>	<u>0</u>	<u>0</u>	<u>8,281,820</u>

Policy/Comprehensive Plan Information

Interlocal Agreement between Leon County and the City of Tallahassee for the functional consolidation of the Emergency Medical and Fire Services.

Operating Budget Impact

The estimated annual impacts that this project will have on the operating budget once the facility is in operation have not been determined due to the fact that the specifics of the project have not been finalized. Operating impacts will be determined during FY11.



**Leon County Government
FY 2011/FY 2015 Capital Improvement Program**

Emergency Medical Services Technology

Dept/Div:	Management Information Services	Comp Plan CIE Project:	N/A
Project #:	076058	Capital Improvement:	N/A
Service Type:	Health & Safety	Level of Service Standard:	N/A
Status:	Existing Project	Current Level of Service:	N/A

Project Description/Justification

This project is for the technological needs of Leon County's Emergency Medical Services Division. Funding is provided for the replacement of five radios per year over the next five years.

Financial Summary

Funding Source	Life To Date FY 2009	Adjusted Budget FY 2010	Year To Date FY 2010	FY 2011 Budget	FY 2012 Planned	FY 2013 Planned	FY 2014 Planned	FY 2015 Planned	5 Year Total	Total Project Cost
135 Emergency Medical Services MSTU	32,114	19,975	11,331	12,500	12,500	12,500	12,500	12,500	62,500	114,589
	32,114	19,975	11,331	12,500	12,500	12,500	12,500	12,500	62,500	114,589

Policy/Comprehensive Plan Information

N/A

Operating Budget Impact

N/A

**Leon County Government
FY 2011/FY 2015 Capital Improvement Program**

Emergency Medical Services Vehicle

Dept/Div:	Miscellaneous	Comp Plan CIE Project:	N/A
Project #:	096017	Capital Improvement:	N/A
Service Type:	Health & Safety	Level of Service Standard:	N/A
Status:	Existing Revised Project	Current Level of Service:	N/A

Project Description/Justification

This project is for the purchase of a sports utility vehicle for the Emergency Medical Services Division. This vehicle will be used as a pool vehicle for the Emergency Medical Services staff at public education events, for meeting attendance, and special event coverage.

Financial Summary

Funding Source	Life To Date FY 2009	Adjusted Budget FY 2010	Year To Date FY 2010	FY 2011 Budget	FY 2012 Planned	FY 2013 Planned	FY 2014 Planned	FY 2015 Planned	5 Year Total	Total Project Cost
135 Emergency Medical Services MSTU	41,969	0	0	33,500	0	0	0	0	33,500	75,469
	41,969	0	0	33,500	0	0	0	0	33,500	75,469

Policy/Comprehensive Plan Information

N/A

Operating Budget Impact

This project will have annual impacts on the Emergency Medical Services operating budget once the vehicle has been purchased. The following are estimated impacts anticipated to begin in FY11:

\$750 Vehicle repair and coverage
\$2,250 Fuel and Oil

Total \$3,000

**Leon County Government
FY 2011/FY 2015 Capital Improvement Program**

Emergency Medical Services Vehicle & Equipment Replacement

Dept/Div:	Fleet Management	Comp Plan CIE Project:	N/A
Project #:	026014	Capital Improvement:	N/A
Service Type:	Health & Safety	Level of Service Standard:	N/A
Status:	Existing Project	Current Level of Service:	N/A

Project Description/Justification

This project is for the replacement of Emergency Medical Services vehicles and equipment. Existing light duty ambulances will be replaced with medium duty ambulances. The County has a seven year replacement schedule for every ambulance, which is based on anticipated mileage of the vehicle. The following is the FY11 replacement schedule:

Unit	Year/Make	Description	Mileage	Acquis.	Repair	Replace	Surplus	Dept/Div
4030	2005 FORD F-350	AMBULANCE	153,776	\$87,008	\$59,664	\$189,000	\$4,500	EMS
4037	2006 GMC 3500	AMBULANCE	117,771	\$93,925	\$53,590	\$189,000	\$7,500	EMS
4038	2006 GMC 3500	AMBULANCE	125,224	\$93,925	\$45,967	\$189,000	\$7,000	EMS
4039	2006 GMC 3500	AMBULANCE	129,662	\$93,925	\$36,955	\$189,000	\$7,000	EMS

Financial Summary

Funding Source	Life To Date FY 2009	Adjusted Budget FY 2010	Year To Date FY 2010	FY 2011 Budget	FY 2012 Planned	FY 2013 Planned	FY 2014 Planned	FY 2015 Planned	5 Year Total	Total Project Cost
135 Emergency Medical Services MSTU	1,839,383	514,254	514,025	756,000	612,250	514,292	633,798	869,400	3,385,740	5,739,377
	<u>1,839,383</u>	<u>514,254</u>	<u>514,025</u>	<u>756,000</u>	<u>612,250</u>	<u>514,292</u>	<u>633,798</u>	<u>869,400</u>	<u>3,385,740</u>	<u>5,739,377</u>

Policy/Comprehensive Plan Information

N/A

Operating Budget Impact

N/A

**Leon County Government
FY 2011/FY 2015 Capital Improvement Program**

Jail Roof Replacement

Dept/Div: **Facilities Management**
 Project #: **086031**
 Service Type: **Health & Safety**
 Status: **Existing Project - Carryforward**

Comp Plan CIE Project: **N/A**
 Capital Improvement: **N/A**
 Level of Service Standard: **N/A**
 Current Level of Service: **N/A**

Project Description/Justification

This project is for preventive maintenance and ultimate replacement of the roof at the Leon County Jail and Annex.

Financial Summary

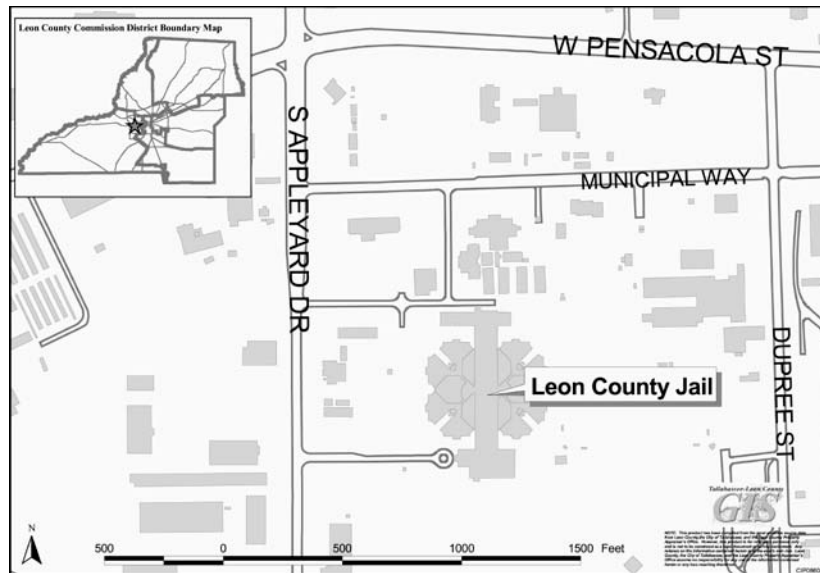
Funding Source	Life To Date FY 2009	Adjusted Budget FY 2010	Year To Date FY 2010	FY 2011 Budget	FY 2012 Planned	FY 2013 Planned	FY 2014 Planned	FY 2015 Planned	5 Year Total	Total Project Cost
305 Capital Improvements	4,440	0	0	0	0	0	0	0	0	4,440
308 Sales Tax	28,280	3,570,996	0	0	0	0	0	0	0	3,599,276
	32,720	3,570,996	0	0	0	0	0	0	0	3,603,716

Policy/Comprehensive Plan Information

N/A

Operating Budget Impact

N/A



**Leon County Government
FY 2011/FY 2015 Capital Improvement Program**

Public Safety Complex

Dept/Div: Facilities Management	Comp Plan CIE Project: N/A	Capital Improvement: N/A
Project #: 096016	Level of Service Standard: N/A	Current Level of Service: N/A
Service Type: Health & Safety		
Status: Existing Project - Carryforward		

Project Description/Justification

This project is for the construction of a Leon County, City of Tallahassee, and Leon County Sheriff's Office Public Safety Complex. The establishment of a Public Safety Communication Board (PSCB) was approved by the County Commission on April 25, 2006 and by the City Commission on April 26, 2006.

Leon County, City of Tallahassee, and Leon County Sheriff's Office have agreed to pursue the public safety communication project and are moving forward with the consolidation of dispatching law enforcement and emergency personnel. A facility will be constructed that will include the dispatch services for the Leon County Sheriff's Office, the Tallahassee Police Department, Leon County Emergency Medical Services, and the Tallahassee Fire Department. The dispatch services will be co-located in the Public Safety Complex with the City of Tallahassee Transportation Management Center, Emergency Medical Services and Fire Administration, and Leon County's Emergency Operations Center. Construction is scheduled to start in late FY11. The new American Red Cross building is located on the same property in order to create a campus environment.

Financial Summary

Funding Source	Life To Date FY 2009	Adjusted Budget FY 2010	Year To Date FY 2010	FY 2011 Budget	FY 2012 Planned	FY 2013 Planned	FY 2014 Planned	FY 2015 Planned	5 Year Total	Total Project Cost
125 Grants	0	2,533,705	129,742	0	0	0	0	0	0	2,533,705
305 Capital Improvements	69,373	13,889,454	155,905	0	0	0	0	0	0	13,958,827
	<u>69,373</u>	<u>16,423,159</u>	<u>285,647</u>	<u>0</u>	<u>0</u>	<u>0</u>	<u>0</u>	<u>0</u>	<u>0</u>	<u>16,492,532</u>

Policy/Comprehensive Plan Information

December 13, 2006 - Memorandum of Agreement

Operating Budget Impact

The estimated annual impacts that this project will have on the operating budget once the facility is in operation have not been determined due to the fact that the specifics of the project have not been finalized. Operating impacts will be determined during FY11.

**Leon County Government
FY 2011/FY 2015 Capital Improvement Program**

Robert Stevens Health Clinic Maintenance

Dept/Div:	Facilities Management	Comp Plan CIE Project:	N/A
Project #:	086056	Capital Improvement:	N/A
Service Type:	Health & Safety	Level of Service Standard:	N/A
Status:	Existing Project	Current Level of Service:	N/A

Project Description/Justification

This project is for the replacement of the air condition/heating system. The current system has begun to show signs of failure and requires large amounts of staff time to repair and maintain. Funding in FY10 was for architectural and engineering assessment with replacement occurring in FY11.

Financial Summary

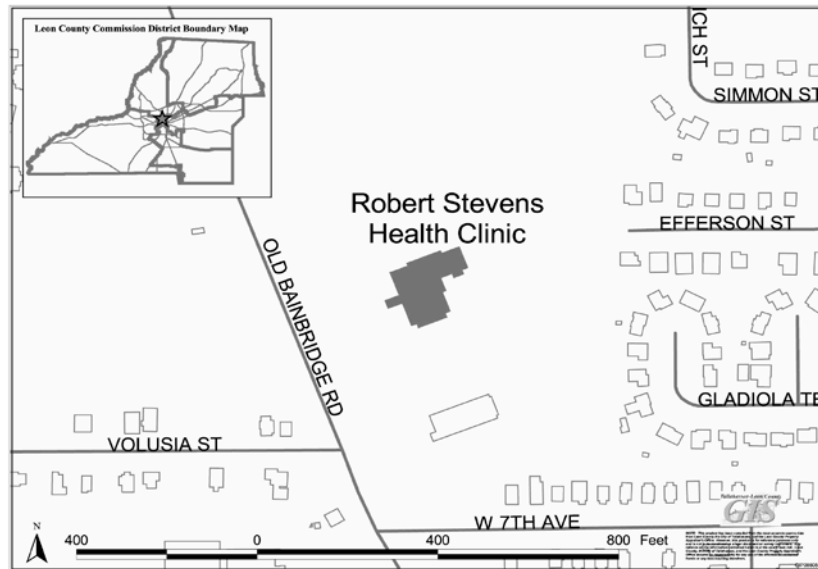
Funding Source	Life To Date FY 2009	Adjusted Budget FY 2010	Year To Date FY 2010	FY 2011 Budget	FY 2012 Planned	FY 2013 Planned	FY 2014 Planned	FY 2015 Planned	5 Year Total	Total Project Cost
305 Capital Improvements	3,074	126,073	29,226	290,000	0	0	0	0	290,000	419,147
	3,074	126,073	29,226	290,000	0	0	0	0	290,000	419,147

Policy/Comprehensive Plan Information

N/A

Operating Budget Impact

N/A





Physical Environment Overview

The Physical Environment Section combines the previous Solid Waste and Stormwater Sections. This section contains capital improvement projects designed to facilitate the provision of services by the branches of Leon County government. Major Physical Environment Capital Projects funded in FY11 include: Solid Waste Management Learning Facility, Solid Waste Master Plan, machinery and equipment replacement for Solid Waste Management and Stormwater, and Lakeview Bridge.

Managing Departments:

Table 15.14 shows that Solid Waste Management will manage the majority of the FY11 Physical Environment capital improvement projects. Solid Waste Management will manage 32% of the total physical environment budget for FY11. Fleet Management will manage 33%, Engineering Services will manage 30%, and Public Works Operations will manage 5%.

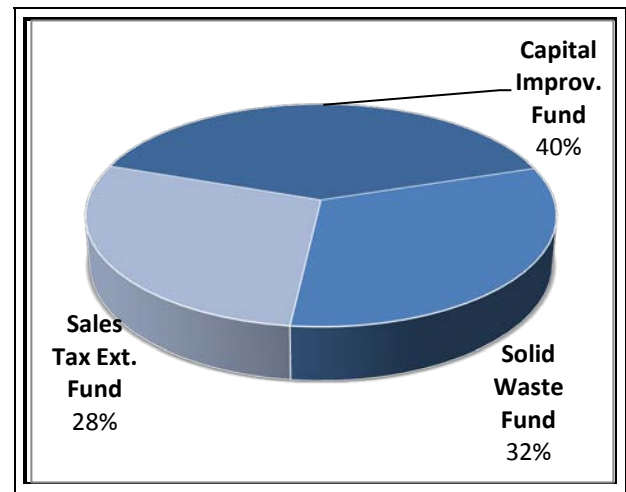
Funding Sources:

Figure 15.7 shows that the Capital Improvement Fund (Fund 305) funds 40% (\$980,000) of the Physical Environment projects are funded in FY11. The Solid Waste Management Fund (Fund 401) funds 32% (\$780,000) and the Sales Tax Extension Fund (Fund 309) funds 28% (\$700,000).

Table 15.14
FY11 Physical Environment Projects
By Managing Department

Managing Department	# of Projects	FY11 Budget
Engineering Services	2	\$750,000
Fleet Management	1	\$800,000
Public Works: Operations	1	\$130,000
Solid Waste Management	8	\$780,000
Total	12	\$2,460,000

Figure 15.7
FY11 Physical Environment Projects
By Funding Source



Operating Budget Impacts:

Table 15.15 shows the estimated impacts that some Physical Environment projects have on the operating budget. Impacts are shown in the fiscal year which they are anticipated to begin as well as the out-years that are affected by additional operating costs. These impacts are only estimates and are subject to change.

Table 15.15
FY11 Physical Environment Operating Budget Impacts

Project	Project #	FY11 Estimate	FY12 Estimate	FY13 Estimate	FY14 Estimate	FY15 Estimate
Household Hazardous Waste Collection Center	036019	2,400	2,400	2,400	2,400	2,400
Solid Waste Trolley	036031	1,900	1,900	1,900	1,900	1,900
Total		\$4,300	\$4,300	\$4,300	\$4,300	\$4,300

Note: The majority of Stormwater projects do not result in new operating impacts. These projects are corrections to conditions that have required maintenance in the past. When completed, these projects will alleviate several maintenance needs.

**Leon County Government
FY 2011/FY 2015 Capital Improvement Program**

Physical Environment Index

Page	Project	#	Life to Date FY 2009	Adj Bud FY 2010	FY 2011 Budget	FY11-FY15 Total	Project Total
15-86	Blue Print 2000 Water Quality Enhancements	067002	756,508	3,046,977	-	-	3,803,485
15-87	Bradfordville Pond 4 Outfall Stabilization	064005	8,342	388,894	-	-	397,236
15-88	Bradfordville Pond 6 Rehabilitation	064004	30,803	70,437	-	-	101,240
15-89	CARDS Stormwater Program: Start-Up	066001	-	190,000	50,000	250,000	440,000
15-90	Equipment Service Bay	036014	-	-	-	190,000	190,000
15-91	Gum Road Target Planning Area	062005	-	175,000	-	5,180,000	5,355,000
15-92	Killearn Acres Flood Mitigation	064001	481,081	2,229,316	-	-	2,710,397
15-93	Killearn Lakes Plantation Stormwater	064006	65,914	420,214	-	1,000,000	1,486,128
15-94	Lafayette Street Stormwater	065001	65,715	2,393,015	-	-	2,458,730
15-95	Lake Munson Restoration	062001	2,491,756	338,110	-	-	2,829,866
15-96	Lakeview Bridge	062002	133,542	75,934	700,000	700,000	909,476
15-97	Landfill Improvements	036002	702,831	174,334	100,000	500,000	1,377,165
15-98	Lexington Pond Retrofit	063005	1,708	5,596,723	-	-	5,598,431
15-99	Longwood Subdivision Retrofit	062004	790	224,119	-	-	224,909
15-100	SW Heavy Equip/Vehicle Replacement	036003	1,370,171	376,397	175,000	3,428,981	5,175,549
15-101	Solid Waste Learning Center	036030	-	-	105,000	105,000	105,000
15-102	Solid Waste Master Plan	036028	-	-	100,000	100,000	100,000
15-103	Solid Waste Technology Enhancements	036008	10,235	-	45,000	45,000	55,235
15-104	Solid Waste Trolley	036031	-	-	45,000	45,000	45,000
15-105	Stormwater Maintenance Filter Replacement	066026	262,636	215,294	130,000	550,000	1,027,930
15-106	Stormwater Vehicle & Equipment Replacement	026004	2,961,337	498,500	800,000	4,988,933	8,448,770
15-107	Transfer Station Heavy Equipment Replacement	036010	1,053,465	435,000	160,000	2,093,500	3,581,965
15-108	Transfer Station Improvements	036023	5,498	579,303	50,000	450,000	1,034,801
Physical Environment Index			\$10,402,332	\$17,958,567	\$2,460,000	\$19,626,414	\$47,637,313

The Capital Improvement projects highlighted are fully funded in FY10. It is anticipated that these projects will be carryforward into the next fiscal year.

**Leon County Government
FY 2011/FY 2015 Capital Improvement Program**

Blue Print 2000 Water Quality Enhancements

Dept/Div:	Engineering Services	Comp Plan CIE Project:	N/A
Project #:	067002	Capital Improvement:	N/A
Service Type:	Physical Environment	Level of Service Standard:	N/A
Status:	Existing Project - Carryforward	Current Level of Service:	N/A

Project Description/Justification

This project is for the implementation of the \$5 million set-aside from the Sales Tax Extension to retrofit existing County stormwater facilities and enhance their function. Funding is provided by the Blueprint 2000 Intergovernmental Agency from the 80% share of the Sales Tax Extension dedicated to the Agency. The following projects are included:

Lake Munson Dam Replacement - This project addresses reconstruction of the dam structure at an adjacent County-owned location in order to address structural weaknesses and foundation instabilities at the existing dam that are currently being monitored. The new dam will recreate the existing hydraulic conditions so that no change occurs in lake level or downstream discharge. Currently estimated to cost \$1 million.

Sharer Road Outfall Stabilization - This project addresses the significant erosion of the outfall channel from Sharer Road to the Brandon Woods Pond. Unsafe conditions and lack of maintenance access will be addressed by concrete lining approximately 600 linear feet of the channel. The drainage easement has eroded to greater than 7 feet in portions of the channel. Steep sides and heavy tree growth limit access for maintenance and prevent use of standard stabilization methods. Currently estimated to cost \$250,000.

Lake Heritage Outfall - This project addresses the replacement of the lake outfall structure to discharge directly into the main channel rather than the emergency flow-way through the subdivision. The lake berm will be stabilized to protect downstream structures. Currently estimated to cost \$250,000.

Financial Summary

Funding Source	Life To Date FY 2009	Adjusted Budget FY 2010	Year To Date FY 2010	FY 2011 Budget	FY 2012 Planned	FY 2013 Planned	FY 2014 Planned	FY 2015 Planned	5 Year Total	Total Project Cost
309 Sales Tax - Extension	756,508	3,046,977	185,991	0	0	0	0	0	0	3,803,485
	756,508	3,046,977	185,991	0	0	0	0	0	0	3,803,485

Policy/Comprehensive Plan Information

Sales Tax Extension Referendum, Comprehensive Plan Reference: STORMWATER MANAGEMENT GOALS, OBJECTIVES AND POLICIES: Goal 1: Provide a stormwater management system which protects the health, welfare and safety of the general public by reducing damage and inconvenience from flooding and protects surface water and groundwater quality.

Operating Budget Impact

These projects do not result in new operating impacts. They are corrections to conditions that have required maintenance in the past and will alleviate some maintenance needs.

Leon County Government
FY 2011/FY 2015 Capital Improvement Program

Bradfordville Pond 4 Outfall Stabilization

Dept/Div:	Engineering Services	Comp Plan CIE Project:	N/A
Project #:	064005	Capital Improvement:	N/A
Service Type:	Physical Environment	Level of Service Standard:	N/A
Status:	Existing Project - Carryforward	Current Level of Service:	N/A

Project Description/Justification

This project is for the replacement of the outfall pipeline at the Bradfordville Pond, constructed by the Florida Department of Transportation as a part of the Thomasville Road widening project. The joints in the concrete structures comprising the outfall system, as well as the primary control structure, have minor cracking which needs to be repaired for the pond to function as designed.

Financial Summary

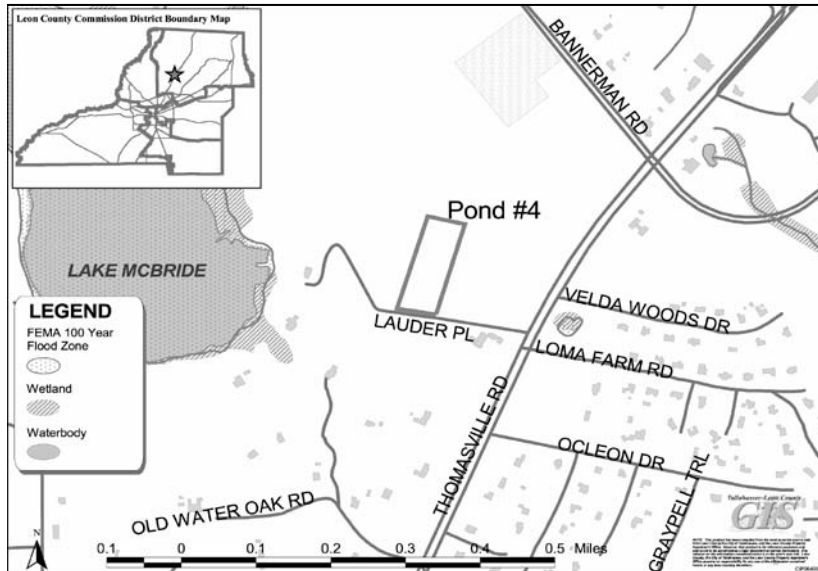
Funding Source	Life To Date FY 2009	Adjusted Budget FY 2010	Year To Date FY 2010	FY 2011 Budget	FY 2012 Planned	FY 2013 Planned	FY 2014 Planned	FY 2015 Planned	5 Year Total	Total Project Cost
306 Transportation Improvements	8,342	388,894	23,754	0	0	0	0	0	0	397,236
	8,342	388,894	23,754	0	0	0	0	0	0	397,236

Policy/Comprehensive Plan Information

Comprehensive Plan Reference: STORMWATER MANAGEMENT GOALS, OBJECTIVES AND POLICIES: Goal 1: provide a stormwater management system which protects the health, welfare and safety of the general public by reducing damage and inconvenience from flooding and protects surface water and groundwater quality.

Operating Budget Impact

The existing pond requires intensive maintenance. The proposed pond can be maintained routinely and will result in reduced operating costs.



**Leon County
FY 2011/FY 2015 Capital Improvement Program**

Bradfordville Pond 6 Rehabilitation

Dept/Div:	Engineering Services	Comp Plan CIE Project:	N/A
Project #:	064004	Capital Improvement:	N/A
Service Type:	Physical Environment	Level of Service Standard:	N/A
Status:	Existing Project - Carryforward	Current Level of Service:	N/A

Project Description/Justification

This project is for improvements to the Bradfordville Pond that serves the new roadway system and Target store in the area and was originally constructed by the Florida Department of Transportation as a part of the Thomasville Road widening project. Minor cracking of the retaining wall needs to be sealed to prevent the seepage of treated stormwater from the facility. The pond was retrofitted to meet the new Bradfordville 4-inch standard; increasing the time that stormwater is retained in the facility. Water levels have not receded despite extended dry conditions and work cannot be done to correct the seepage cracks until it does. Funding is also provided for the investigation of the overall pond and irrigation system to determine why pond levels have not receded.

Financial Summary

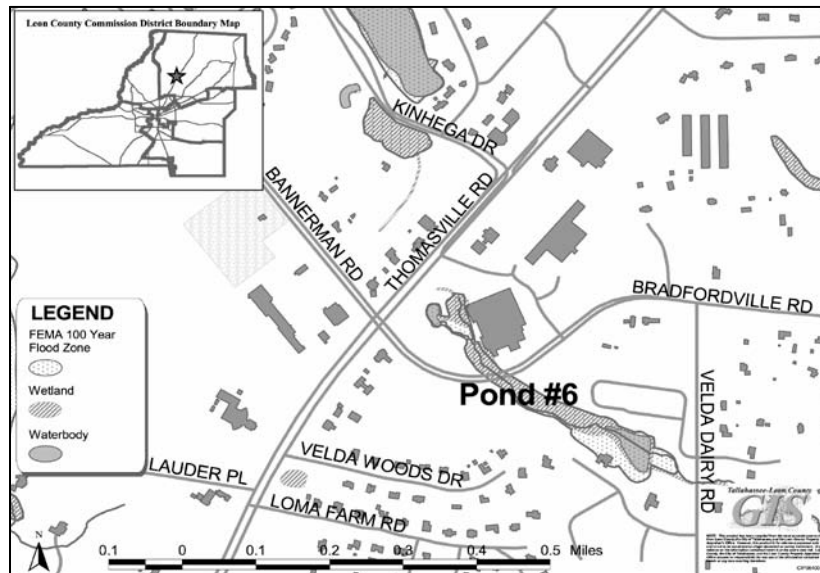
Funding Source	Life To Date FY 2009	Adjusted Budget FY 2010	Year To Date FY 2010	FY 2011 Budget	FY 2012 Planned	FY 2013 Planned	FY 2014 Planned	FY 2015 Planned	5 Year Total	Total Project Cost
306 Transportation Improvements	30,803	70,437	56,180	0	0	0	0	0	0	101,240
	30,803	70,437	56,180	0	0	0	0	0	0	101,240

Policy/Comprehensive Plan Information

Comprehensive Plan Reference: STORMWATER MANAGEMENT GOALS, OBJECTIVES AND POLICIES: Goal 1: provide a stormwater management system which protects the health, welfare and safety of the general public by reducing damage and inconvenience from flooding and protects surface water and groundwater quality.

Operating Budget Impact

N/A



**Leon County Government
FY 2011/FY 2015 Capital Improvement Program**

CARDS Stormwater Program: Start Up Costs

Dept/Div:	Stormwater Maintenance	Comp Plan CIE Project:	N/A
Project #:	066001	Capital Improvement:	N/A
Service Type:	Physical Environment	Level of Service Standard:	N/A
Status:	Existing Project	Current Level of Service:	N/A

Project Description/Justification

On January 29, 2009 the Board conducted a Workshop to address the need for Transportation and/or Stormwater projects to mitigate or alleviate community impacts during and after major storm events. In that Workshop, later ratified, the Board directed that a new program be enacted to aid areas that are impacted by flooding during major storms. The new program was to be similar to the County's on-going 2/3 Program, with the difference being that the petition requirement was reduced to 60% and that the County would contribute 20% of the project costs, subject to the availability of funds. During the Workshop, the Board also approved a new acronym for the existing 2/3 Program and the new program, CARDS, which stands for County Acquisition of Roads and Drainage Systems. On March 19, 2009, the Board conducted the First and Only Public Hearing to adopt a new ordinance creating the new CARDS program. This ordinance is now located in Chapter 18, Article IV, Division 2 of the Leon County Code of Laws. The original 2/3 Program remains as a separate Capital Improvement program under the new name of CARDS Transportation Program: Start Up Costs.

Financial Summary

Funding Source	Life To Date FY 2009	Adjusted Budget FY 2010	Year To Date FY 2010	FY 2011 Budget	FY 2012 Planned	FY 2013 Planned	FY 2014 Planned	FY 2015 Planned	5 Year Total	Total Project Cost
305 Capital Improvements	0	190,000	0	50,000	50,000	50,000	50,000	50,000	250,000	440,000
	0	190,000	0	50,000	50,000	50,000	50,000	50,000	250,000	440,000

Policy/Comprehensive Plan Information

Comprehensive Plan Reference: STORMWATER MANAGEMENT GOALS, OBJECTIVES AND POLICIES: Goal 1: Provide a stormwater management system which protects the health, welfare and safety of the general public by reducing damage and inconvenience from flooding and protects surface water and groundwater quality. Comprehensive Plan Levels of Service for Stormwater conveyance requires that no floodwaters enter a residence in a 100-year storm.

Operating Budget Impact

N/A

Leon County Government
FY 2011/FY 2015 Capital Improvement Program

Equipment Service Bay

Dept/Div:	Solid Waste	Comp Plan CIE Project:	N/A
Project #:	036014	Capital Improvement:	N/A
Service Type:	Physical Environment	Level of Service Standard:	N/A
Status:	Existing Revised Project	Current Level of Service:	N/A

Project Description/Justification

This project is for the replacement of the open service bay at the Solid Waste Management Facility with an enclosed service bay in order to be able to service heavy equipment in all weather conditions. The existing service bay is subjecting staff and equipment to blowing dust and extreme weather. The enclosed service bay will minimize equipment down time and provide a safer work environment for staff.

Financial Summary

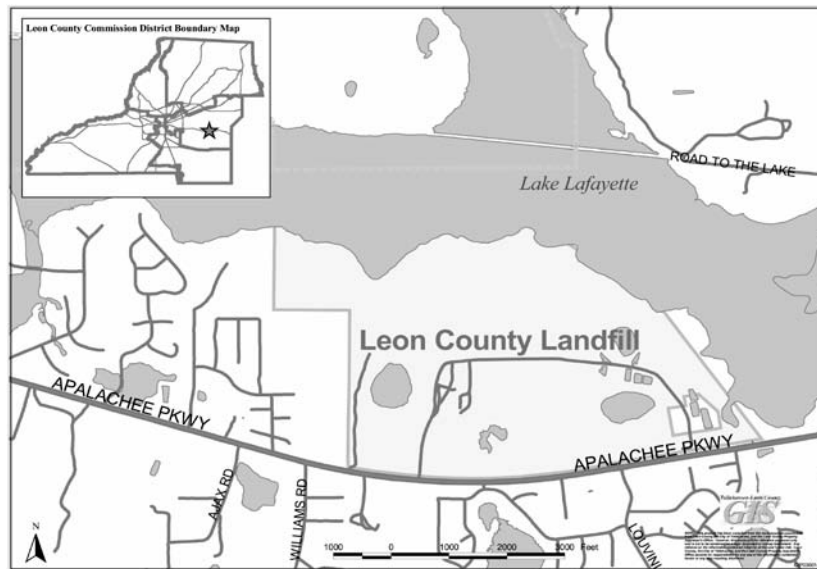
Funding Source	Life To Date FY 2009	Adjusted Budget FY 2010	Year To Date FY 2010	FY 2011 Budget	FY 2012 Planned	FY 2013 Planned	FY 2014 Planned	FY 2015 Planned	5 Year Total	Total Project Cost
401 Solid Waste	0	0	0	0	0	0	190,000	0	190,000	190,000
	0	0	0	0	0	0	190,000	0	190,000	190,000

Policy/Comprehensive Plan Information

N/A

Operating Budget Impact

N/A



**Leon County Government
FY 2011/FY 2015 Capital Improvement Program**

Gum Road Target Planning Area

Dept/Div:	Engineering Services	Comp Plan CIE Project:	N/A
Project #:	062005	Capital Improvement:	N/A
Service Type:	Physical Environment	Level of Service Standard:	Yes
Status:	New Project	Current Level of Service:	A

Project Description/Justification

This project is for planning, design/permitting and construction of flood attenuation storage in the Gum Road Target Planning Area (TPA). The project was adopted as part of the 2002 Gum Road Watershed Management Plan to reduce 100-year flood levels in the TPA, allowing more extensive commercial development in the area.

Financial Summary

Funding Source	Life To Date FY 2009	Adjusted Budget FY 2010	Year To Date FY 2010	FY 2011 Budget	FY 2012 Planned	FY 2013 Planned	FY 2014 Planned	FY 2015 Planned	5 Year Total	Total Project Cost
309 Sales Tax - Extension	0	175,000	0	0	1,980,000	3,200,000	0	0	5,180,000	5,355,000
	0	175,000	0	0	1,980,000	3,200,000	0	0	5,180,000	5,355,000

Policy/Comprehensive Plan Information

Comprehensive Plan Reference: STORMWATER MANAGEMENT GOALS, OBJECTIVES AND POLICIES: Policy 2.7.7:[C](Leon County) Local government shall develop a program for retrofitting developed areas which lack adequate facilities for treating stormwater runoff by defining and implementing a sequence of intermediate milestones necessary to achieve the retrofit objective. Local government shall fund and initiate a work program to quantify water quality problems, costs and mitigation methods. Using this information it shall develop more specific retrofit objectives with due consideration to costs, methodology and the community's willingness to financially support implementation. Policies shall be adopted into the comprehensive plan that reflects these objectives including program funding targets. Local government shall then develop, fund, and initiate a water quality enhancement program which will achieve the retrofit goals on the established schedule.

Comprehensive Plan Reference: STORMWATER MANAGEMENT GOALS, OBJECTIVES AND POLICIES: Goal 1: provide a stormwater management system which protects the health, welfare and safety of the general public by reducing damage and inconvenience from flooding and protects surface water and groundwater quality.

Gum Road Target Planning Area

Operating Budget Impact

Operating budget impacts will be negligible because the project proposes enlarging an existing stormwater facility that already includes operating costs. The expanded facility will not add significant additional operating costs.

Leon County Government
FY 2011/FY 2015 Capital Improvement Program

Killearn Acres Flood Mitigation

Dept/Div: **Engineering Services**
 Project #: **064001**
 Service Type: **Physical Environment**
 Status: **Existing Project - Carryforward**

Comp Plan CIE Project: **Yes**
 Capital Improvement: **Stormwater**
 Level of Service Standard: **N/A**
 Current Level of Service: **D**

Project Description/Justification

This project is for the improvement of long standing residential flooding adjacent to the primary drainage system within the Killearn Acres Subdivision. Included are two separate drainage improvement projects within the subdivision. Phase I (Killearn Acres Lower Drainage Improvements) is located downstream of Lake Saratoga and includes cross drain enlargements, construction of a stormwater treatment facility and improvements within the outfall channel to Lake Kanturk. Phase II (Killearn Acres Upper Drainage Improvements) consists of several cross drain/driveway culvert enlargements coupled with channel improvements along a section of Whirlaway Trail and Forward Pass Trail. The two phases were consolidated as a single phase and completed. Phase III was identified as a result of Tropical Storm Fay and will be completed as part of this project.

Financial Summary

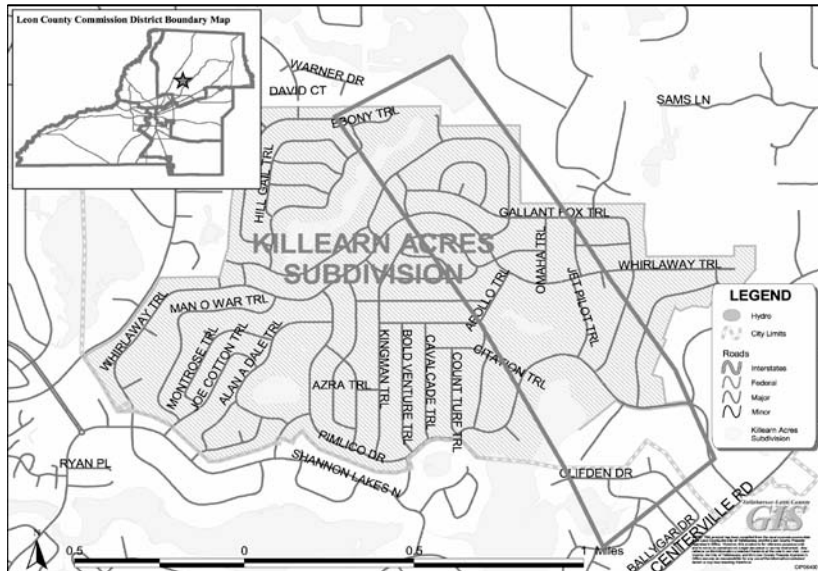
Funding Source	Life To Date FY 2009	Adjusted Budget FY 2010	Year To Date FY 2010	FY 2011 Budget	FY 2012 Planned	FY 2013 Planned	FY 2014 Planned	FY 2015 Planned	5 Year Total	Total Project Cost
309 Sales Tax - Extension	21,580	2,229,316	534,690	0	0	0	0	0	0	2,250,896
314 Bond Series 1997 Construction	50,000	0	0	0	0	0	0	0	0	50,000
318 Bond Series 1999 Construction	409,501	0	0	0	0	0	0	0	0	409,501
	481,081	2,229,316	534,690	0	0	0	0	0	0	2,710,397

Policy/Comprehensive Plan Information

Comprehensive Plan Reference: STORMWATER MANAGEMENT GOALS, OBJECTIVES AND POLICIES: Goal 1: Provide a stormwater management system which protects the health, welfare and safety of the general public by reducing damage and inconvenience from flooding and protects surface water and groundwater quality. Comprehensive Plan Levels of Service for Stormwater conveyance requires that no floodwaters enter a residence in a 100-year storm.

Operating Budget Impact

New stormwater treatment facilities will impact the operating budget of the Division of Operations.



Killearn Lakes Plantation Stormwater

Dept/Div: Engineering Services	Comp Plan CIE Project: N/A	Capital Improvement: N/A
Project #: 064006	Level of Service Standard: N/A	Current Level of Service: N/A
Service Type: Physical Environment		
Status: Existing Revised Project		

Project Description/Justification

This project is for the detailed analysis, design, and construction of a stormwater system to serve Killearn Lakes Plantation Units 1, 2, and 3. The stormwater system will identify stormwater outfalls primarily located within existing green spaces that convey stormwater from residential properties. These outfalls will be redesigned to maximize performance until such time as funding is available for a conventional stormwater system. This project will also provide for enhanced redirection of stormwater from densely developed residential areas to the outfalls in the green spaces. Design will focus on using available resources and facilities, such as the utilization of roadways as conveyances for stormwater, and protection of residential properties where roads must be used as stormwater conveyances.

Financial Summary

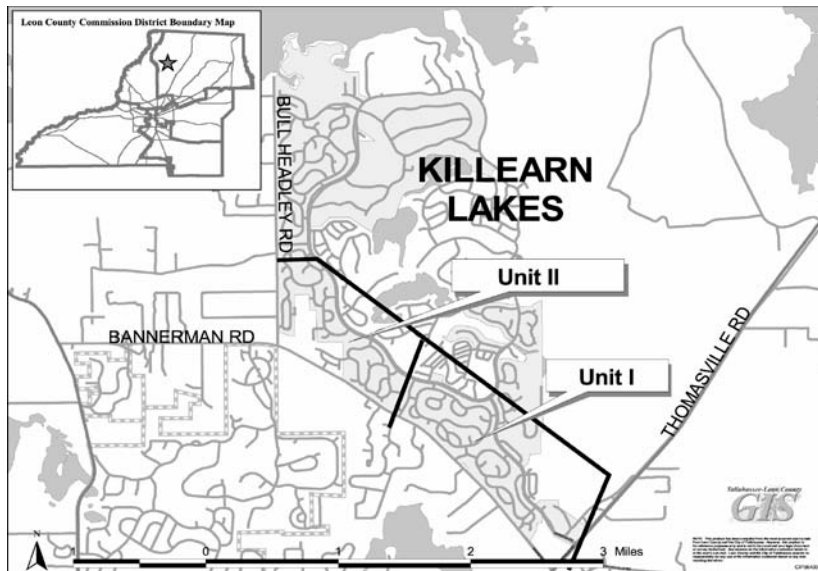
Funding Source	Life To Date FY 2009	Adjusted Budget FY 2010	Year To Date FY 2010	FY 2011 Budget	FY 2012 Planned	FY 2013 Planned	FY 2014 Planned	FY 2015 Planned	5 Year Total	Total Project Cost
309 Sales Tax - Extension	65,914	420,214	217,088	0	1,000,000	0	0	0	1,000,000	1,486,128
	65,914	420,214	217,088	0	1,000,000	0	0	0	1,000,000	1,486,128

Policy/Comprehensive Plan Information

Comprehensive Plan Reference: STORMWATER MANAGEMENT GOALS, OBJECTIVES AND POLICIES: Goal 1: provide a stormwater management system which protects the health, welfare and safety of the general public by reducing damage and inconvenience from flooding and protects surface water and groundwater quality.

Operating Budget Impact

Successful completion of this project will result in a reduction in operating costs. Staff will no longer have to conduct a significant number of inspections and evaluations or spend a great amount of time and resources necessary to design and implement temporary water redirection solutions.



Leon County Government
FY 2011/FY 2015 Capital Improvement Program

Lafayette Street Stormwater

Dept/Div: **Engineering Services**
 Project #: **065001**
 Service Type: **Physical Environment**
 Status: **Existing Project - Carryforward**

Comp Plan CIE Project: **Yes**
 Capital Improvement: **Stormwater**
 Level of Service Standard: **N/A**
 Current Level of Service: **D**

Project Description/Justification

This project is for the construction of a drainage system for Lafayette Street from Suwannee Street to Seminole Drive. The construction is being coordinated with the reconstruction of Lafayette Street required for the Blueprint 2000 Capital Cascade Trail project from Suwannee to the Railroad. The segment from the railroad to Seminole is being developed as a County Project.

Financial Summary

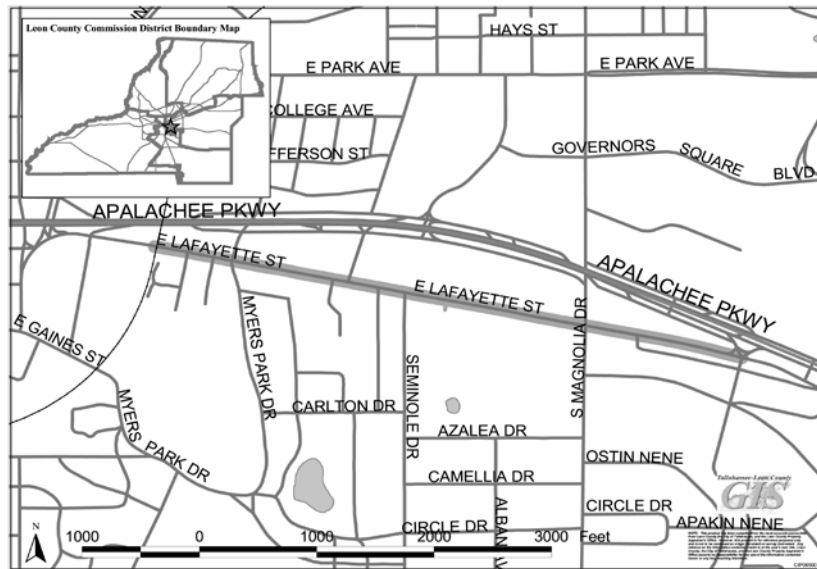
Funding Source	Life To Date FY 2009	Adjusted Budget FY 2010	Year To Date FY 2010	FY 2011 Budget	FY 2012 Planned	FY 2013 Planned	FY 2014 Planned	FY 2015 Planned	5 Year Total	Total Project Cost
309 Sales Tax - Extension	65,715	2,393,015	9,616	0	0	0	0	0	0	2,458,730
	65,715	2,393,015	9,616	0	0	0	0	0	0	2,458,730

Policy/Comprehensive Plan Information

This project is in compliance with policy determined by the Blueprint 2000 referendum.

Operating Budget Impact

Improvements to correct the deficiencies in this road and drainage system will result in reduced operational/maintenance costs as compared to the existing facilities.



Leon County Government
FY 2011/FY 2015 Capital Improvement Program

Lake Munson Restoration

Dept/Div: **Engineering Services**
 Project #: **062001**
 Service Type: **Physical Environment**
 Status: **Existing Project - Carryforward**

Comp Plan CIE Project: **N/A**
 Capital Improvement: **N/A**
 Level of Service Standard: **N/A**
 Current Level of Service: **N/A**

Project Description/Justification

This project is for the improvement of the southern section of Munson Slough adjacent to Lake Munson. This area has experienced some bank erosion that may eventually lead to the undermining of several large Cypress trees located along the bank. To correct the problem large rock rubble will be placed along the slough bank to armor the shore line and protect the trees. This project is also intended to be used for in-lake restoration efforts that directly benefits wildlife and lake water quality such as minor sediment removal, water quality testing, and silt fence maintenance at Lake Henrietta.

Financial Summary

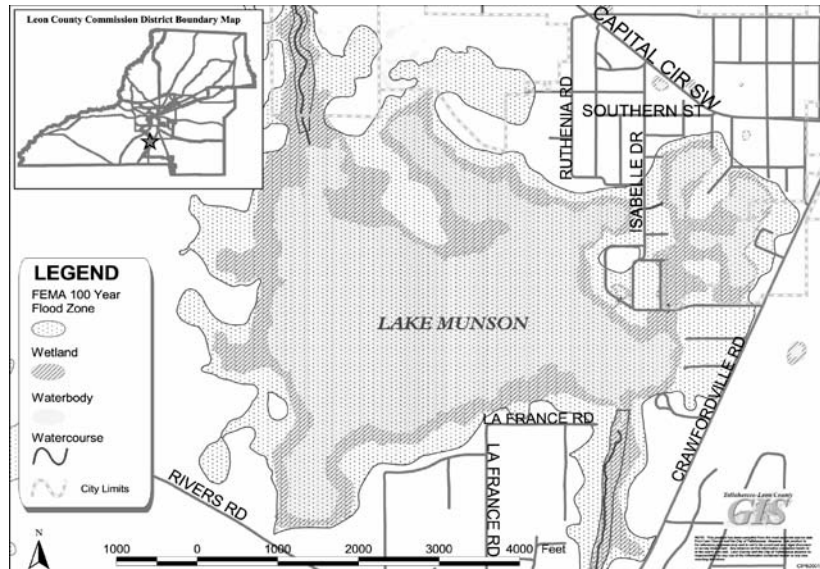
Funding Source	Life To Date FY 2009	Adjusted Budget FY 2010	Year To Date FY 2010	FY 2011 Budget	FY 2012 Planned	FY 2013 Planned	FY 2014 Planned	FY 2015 Planned	5 Year Total	Total Project Cost
305 Capital Improvements	507,114	0	0	0	0	0	0	0	0	507,114
309 Sales Tax - Extension	69,642	338,110	59,288	0	0	0	0	0	0	407,752
314 Bond Series 1997 Construction	1,899,874	0	0	0	0	0	0	0	0	1,899,874
318 Bond Series 1999 Construction	15,126	0	0	0	0	0	0	0	0	15,126
	2,491,756	338,110	58,288	0	0	0	0	0	0	2,829,866

Policy/Comprehensive Plan Information

Comprehensive Plan Reference: STORMWATER MANAGEMENT GOALS, OBJECTIVES AND POLICIES: Goal 1: Provide a stormwater management system which protects the health, welfare and safety of the general public by reducing damage and inconvenience from flooding and protects surface water and groundwater quality.

Operating Budget Impact

N/A



**Leon County Government
FY 2011/FY 2015 Capital Improvement Program**

Lakeview Bridge

Dept/Div: **Engineering Services**
 Project #: **062002**
 Service Type: **Physical Environment**
 Status: **Existing Project**

Comp Plan CIE Project: **Yes**
 Capital Improvement: **Stormwater**
 Level of Service Standard: **N/A**
 Current Level of Service: **D**

Project Description/Justification

This project is for the improvement of the creek crossing between Lake Bradford and Grassy Lake in order to ensure that Lakeview Drive remains passable up through a 10-year storm event. Final design and construction will begin in FY11 following the completion of the Capital Circle Southwest Corridor Study. The current design indicates that the crossing can be best accomplished with a culvert system.

Financial Summary

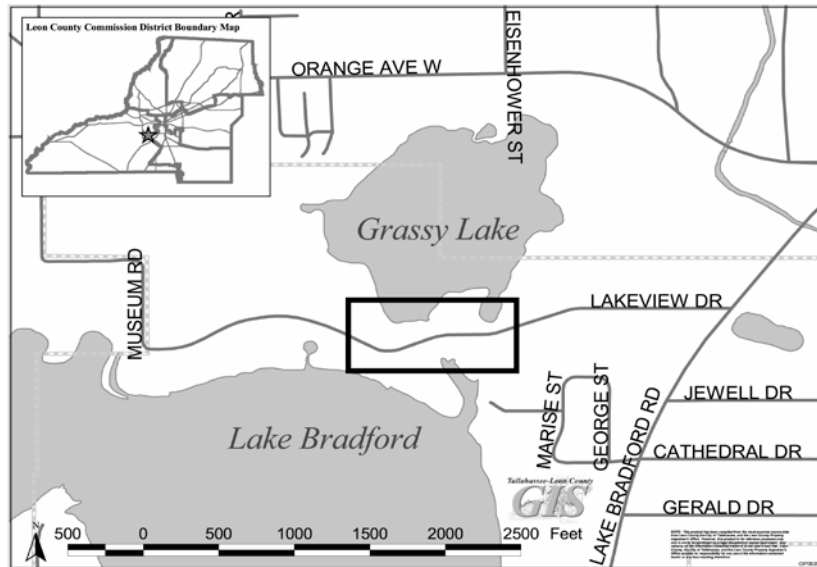
Funding Source	Life To Date FY 2009	Adjusted Budget FY 2010	Year To Date FY 2010	FY 2011 Budget	FY 2012 Planned	FY 2013 Planned	FY 2014 Planned	FY 2015 Planned	5 Year Total	Total Project Cost
309 Sales Tax - Extension	33,384	75,934	3,007	700,000	0	0	0	0	700,000	809,318
318 Bond Series 1999 Construction	100,158	0	0	0	0	0	0	0	0	100,158
	133,542	75,934	3,007	700,000	0	0	0	0	700,000	909,476

Policy/Comprehensive Plan Information

Comprehensive Plan Reference: STORMWATER MANAGEMENT GOALS, OBJECTIVES AND POLICIES: Goal 1: Provide a stormwater management system which protects the health, welfare and safety of the general public by reducing damage and inconvenience from flooding and protects surface water and groundwater quality. Comprehensive Plan Levels of Service for Stormwater conveyance requires that no floodwaters enter a residence in a 100-year storm.

Operating Budget Impact

Improvements to correct the deficiencies in this road and drainage system will result in reduced operational/maintenance costs as compared to the existing facilities.



**Leon County Government
FY 2011/FY 2015 Capital Improvement Program**

Landfill Improvements

Dept/Div:	Solid Waste	Comp Plan CIE Project:	N/A
Project #:	036002	Capital Improvement:	N/A
Service Type:	Physical Environment	Level of Service Standard:	N/A
Status:	Existing Project	Current Level of Service:	N/A

Project Description/Justification

This project is for the ongoing improvements to the landfill at the Solid Waste Management Facility. Improvements include laying sod, resurfacing haul roads, dirt coverage, and other post closure activities.

Financial Summary

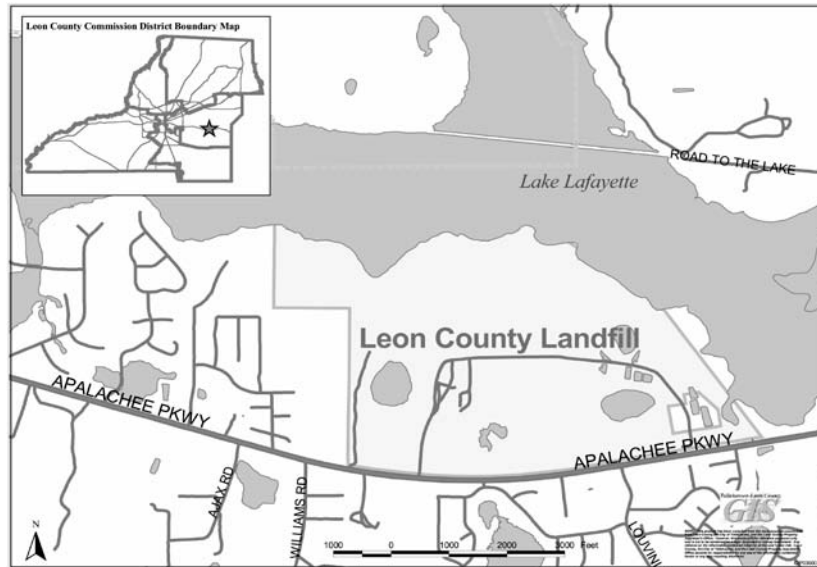
Funding Source	Life To Date FY 2009	Adjusted Budget FY 2010	Year To Date FY 2010	FY 2011 Budget	FY 2012 Planned	FY 2013 Planned	FY 2014 Planned	FY 2015 Planned	5 Year Total	Total Project Cost
401 Solid Waste	702,831	174,334	80,530	100,000	100,000	100,000	100,000	100,000	500,000	1,377,165
	702,831	174,334	80,530	100,000	100,000	100,000	100,000	100,000	500,000	1,377,165

Policy/Comprehensive Plan Information

Florida Statutes Chapter 403.706 - governs closure and post closure of landfills
 Florida Administrative Code Chapter 62-701 - governs closure and post closure of landfills
 Florida Department of Environmental Protection Operating Permit - mandates maintenance of the closed landfill cell
 Post closure rules require subsidence areas of the Phase I Landfill to be filled to prevent ponding and allow for routine mowing

Operating Budget Impact

N/A



Leon County Government
FY 2011/FY 2015 Capital Improvement Program

Lexington Pond Retrofit

Dept/Div:	Engineering Services	Comp Plan CIE Project:	N/A
Project #:	063005	Capital Improvement:	N/A
Service Type:	Physical Environment	Level of Service Standard:	N/A
Status:	Existing Project - Carryforward	Current Level of Service:	N/A

Project Description/Justification

This project is for water quality treatment and flow attenuation for stormwater entering Ford's Arm of Lake Jackson from the Lexington Branch. Florida Department of Transportation mitigation funds will be used to purchase wetlands downstream of the proposed regional facility. Acquisition of the location will be pursued by eminent domain in FY10, following completion of preliminary engineering. Construction will be scheduled for FY11. This project will also incorporate drainage improvements to the Deer Lane residential area to the north and east of the main project location.

Financial Summary

Funding Source	Life To Date FY 2009	Adjusted Budget FY 2010	Year To Date FY 2010	FY 2011 Budget	FY 2012 Planned	FY 2013 Planned	FY 2014 Planned	FY 2015 Planned	5 Year Total	Total Project Cost
125 Grants	0	200,000	0	0	0	0	0	0	0	200,000
309 Sales Tax - Extension	1,708	5,396,723	26,347	0	0	0	0	0	0	5,398,431
	1,708	5,596,723	26,347	0	0	0	0	0	0	5,598,431

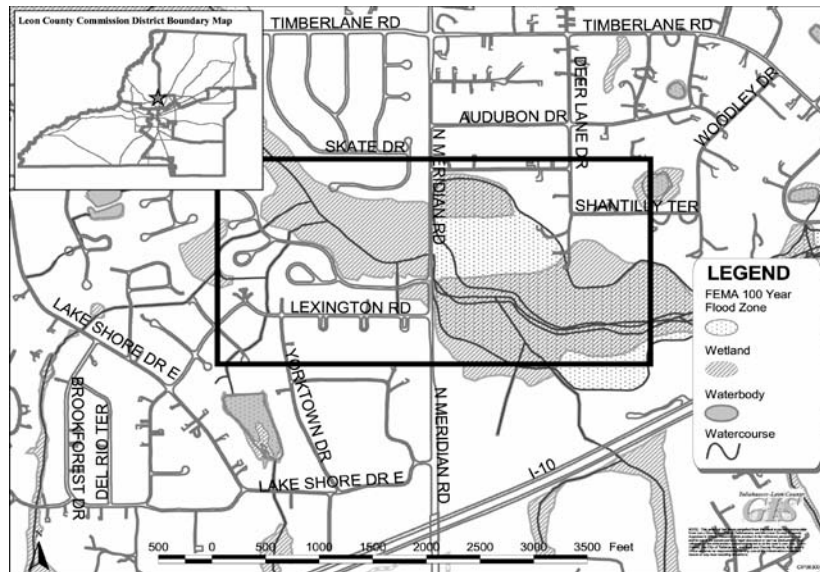
Policy/Comprehensive Plan Information

Comprehensive Plan Reference: STORMWATER MANAGEMENT GOALS, OBJECTIVES AND POLICIES: Policy 2.7.7:[C](Leon County) Local government shall develop a program for retrofitting developed areas which lack adequate facilities for treating stormwater runoff by defining and implementing a sequence of intermediate milestones necessary to achieve the retrofit objective. Local government shall fund and initiate a work program to quantify water quality problems, costs and mitigation methods. Using this information it shall develop more specific retrofit objectives with due consideration to costs, methodology and the community's willingness to financially support implementation. Policies shall be adopted into the comprehensive plan that reflects these objectives including program funding targets. Local government shall then develop, fund, and initiate a water quality enhancement program which will achieve the retrofit goals on the established schedule.

Comprehensive Plan Reference: STORMWATER MANAGEMENT GOALS, OBJECTIVES AND POLICIES: Goal 1: provide a stormwater management system which protects the health, welfare and safety of the general public by reducing damage and inconvenience from flooding and protects surface water and groundwater quality.

Operating Budget Impact

N/A



**Leon County Government
FY 2011/FY 2015 Capital Improvement Program**

Longwood Subdivision Retrofit

Dept/Div:	Engineering Services	Comp Plan CIE Project:	N/A
Project #:	062004	Capital Improvement:	N/A
Service Type:	Physical Environment	Level of Service Standard:	N/A
Status:	Existing Project - Carryforward	Current Level of Service:	N/A

Project Description/Justification

This project is for the improvement of erosion and localized flooding in the Longwood Subdivision in west Leon County. The County drainage right-of-way will be graded to increase stormwater flow attenuation, stabilized to reduce erosion from peak flows and planted with vegetation to improve water quality treatment and enhance the natural channel. Funds used to complete this project will come from the 10% share of the Sales Tax Extension dedicated to Leon County.

Financial Summary

Funding Source	Life To Date FY 2009	Adjusted Budget FY 2010	Year To Date FY 2010	FY 2011 Budget	FY 2012 Planned	FY 2013 Planned	FY 2014 Planned	FY 2015 Planned	5 Year Total	Total Project Cost
309 Sales Tax - Extension	790	224,119	438	0	0	0	0	0	0	224,909
	790	224,119	438	0	0	0	0	0	0	224,909

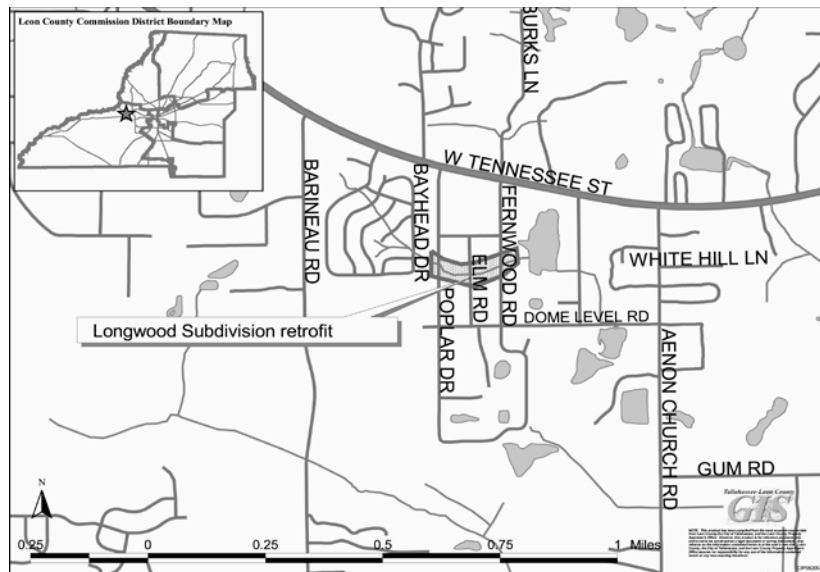
Policy/Comprehensive Plan Information

Comprehensive Plan Reference: STORMWATER MANAGEMENT GOALS, OBJECTIVES AND POLICIES: Policy 2.7.7:[C](Leon County) Local government shall develop a program for retrofitting developed areas which lack adequate facilities for treating stormwater runoff by defining and implementing a sequence of intermediate milestones necessary to achieve the retrofit objective. Local government shall fund and initiate a work program to quantify water quality problems, costs and mitigation methods. Using this information it shall develop more specific retrofit objectives with due consideration to costs, methodology and the community's willingness to financially support implementation. Policies shall be adopted into the comprehensive plan that reflects these objectives including program funding targets. Local government shall then develop, fund, and initiate a water quality enhancement program which will achieve the retrofit goals on the established schedule.

Plan Reference: STORMWATER MANAGEMENT GOALS, OBJECTIVES AND POLICIES: Goal 1: provide a stormwater management system which protects the health, welfare and safety of the general public by reducing damage and inconvenience from flooding and protects surface water and groundwater quality.

Operating Budget Impact

N/A



**Leon County Government
FY 2011/FY 2015 Capital Improvement Program**

Solid Waste Facility Heavy Equipment & Vehicle Replacement

Dept/Div:	Solid Waste	Comp Plan CIE Project:	N/A
Project #:	036003	Capital Improvement:	N/A
Service Type:	Physical Environment	Level of Service Standard:	N/A
Status:	Existing Project	Current Level of Service:	N/A

Project Description/Justification

This project is for the replacement of landfill vehicles and equipment. The following is the FY11 replacement schedule:

Unit	Year/Make	Description	Mileage	Acquis.	Repair	Replace	Surplus	Dept/Div
1604	2002 FORD	EXPLORER	51,804	\$22,042	\$5,586	\$29,500	\$3,500	SOLID WASTE
1631	2002 YALE	FORK LIFT	1,164	\$13,584	\$3,026	\$40,000	\$1,500	SOLID WASTE
1722	2004 FORD F-750	HOOK LIFT	123,484	\$64,583	\$38,329	\$105,000	\$20,500	SOLID WASTE

Financial Summary

Funding Source	Life To Date FY 2009	Adjusted Budget FY 2010	Year To Date FY 2010	FY 2011 Budget	FY 2012 Planned	FY 2013 Planned	FY 2014 Planned	FY 2015 Planned	5 Year Total	Total Project Cost
401 Solid Waste	1,370,171	376,397	336,539	175,000	661,091	827,890	900,000	865,000	3,428,981	5,175,549
	1,370,171	376,397	336,539	175,000	661,091	827,890	900,000	865,000	3,428,981	5,175,549

Policy/Comprehensive Plan Information

Florida Statutes Chapter 62-701.500(11) - requires landfill operators to have sufficient equipment to ensure proper operation including sufficient reserve equipment for breakdowns

Operating Budget Impact

N/A

**Leon County Government
FY 2011/FY 2015 Capital Improvement Program**

Solid Waste Learning Center

Dept/Div: **Solid Waste**
 Project #: **036030**
 Service Type: **Physical Environment**
 Status: **New Project**

Comp Plan CIE Project: **N/A**
 Capital Improvement: **N/A**
 Level of Service Standard: **N/A**
 Current Level of Service: **N/A**

Project Description/Justification

This project is for the replacement of the Solid Waste Educational Learning Center located at the Solid Waste Management Facility. This center is used for public education sessions. The current facility does not have adequate space for participants nor does it have restrooms. The proposed new center would have ADA compliant restrooms and be slightly larger in order to allow more participants to attend the educational sessions.

Financial Summary

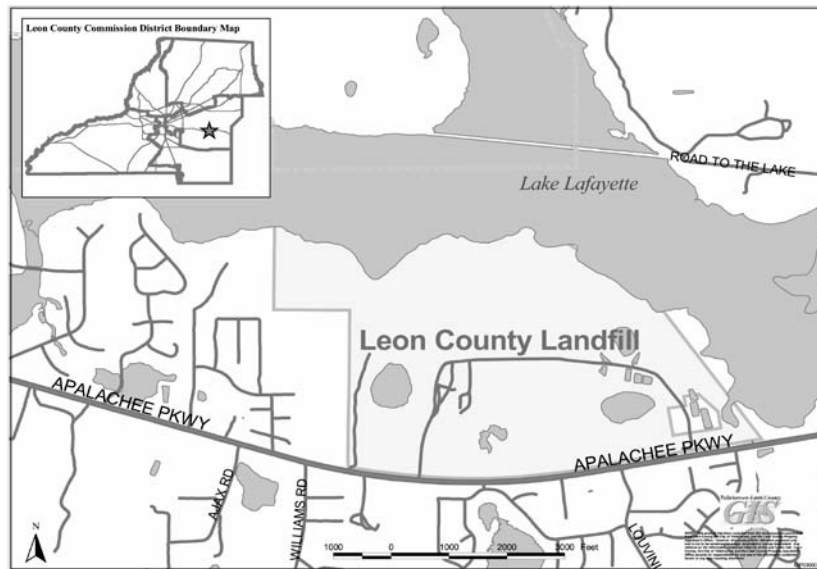
Funding Source	Life To Date FY 2009	Adjusted Budget FY 2010	Year To Date FY 2010	FY 2011 Budget	FY 2012 Planned	FY 2013 Planned	FY 2014 Planned	FY 2015 Planned	5 Year Total	Total Project Cost
401 Solid Waste	0	0	0	105,000	0	0	0	0	105,000	105,000
	0	0	0	105,000	0	0	0	0	105,000	105,000

Policy/Comprehensive Plan Information

N/A

Operating Budget Impact

N/A



Leon County Government
FY 2011/FY 2015 Capital Improvement Program

Solid Waste Master Plan

Dept/Div: **Solid Waste**
 Project #: **036028**
 Service Type: **Physical Environment**
 Status: **New Project**

Comp Plan CIE Project: **N/A**
 Capital Improvement:
 Level of Service Standard: **N/A**
 Current Level of Service: **N/A**

Project Description/Justification

This project is for the development of a master plan for the Solid Waste Management Facility.

Financial Summary

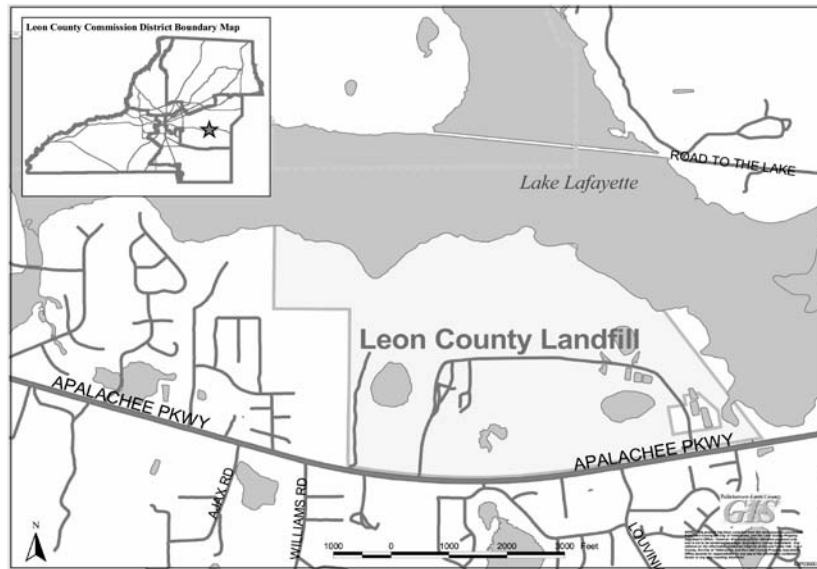
Funding Source	Life To Date FY 2009	Adjusted Budget FY 2010	Year To Date FY 2010	FY 2011 Budget	FY 2012 Planned	FY 2013 Planned	FY 2014 Planned	FY 2015 Planned	5 Year Total	Total Project Cost
401 Solid Waste	0	0	0	100,000	0	0	0	0	100,000	100,000
	0	0	0	100,000	0	0	0	0	100,000	100,000

Policy/Comprehensive Plan Information

N/A

Operating Budget Impact

N/A



**Leon County Government
FY 2011/FY 2015 Capital Improvement Program**

Solid Waste Technology Enhancements

Dept/Div:	Solid Waste	Comp Plan CIE Project:	N/A
Project #:	036008	Capital Improvement:	N/A
Service Type:	Physical Environment	Level of Service Standard:	N/A
Status:	Existing Revised Project	Current Level of Service:	N/A

Project Description/Justification

This project is for technology enhancements at the Solid Waste Management Facility and the Transfer Station for the weigh stations located at both facilities as well as a point of sales system.

Financial Summary

Funding Source	Life To Date FY 2009	Adjusted Budget FY 2010	Year To Date FY 2010	FY 2011 Budget	FY 2012 Planned	FY 2013 Planned	FY 2014 Planned	FY 2015 Planned	5 Year Total	Total Project Cost
401 Solid Waste	10,235	0	0	45,000	0	0	0	0	45,000	55,235
	10,235	0	0	45,000	0	0	0	0	45,000	55,235

Policy/Comprehensive Plan Information

N/A

Operating Budget Impact

N/A

**Leon County Government
FY 2011/FY 2015 Capital Improvement Program**

Solid Waste Trolley

Dept/Div:	Solid Waste	Comp Plan CIE Project:	N/A
Project #:	036031	Capital Improvement:	N/A
Service Type:	Physical Environment	Level of Service Standard:	N/A
Status:	New Project	Current Level of Service:	N/A

Project Description/Justification

This project is for the purchase of a trolley with seating capacity of 50-60 to assist the Recycling and Community Education Programs conducted at the Solid Waste Management Facility. During the previous fiscal year, over 1,100 people toured the facility as part of the educational programs offered by Solid Waste Management.

Currently, tours of the facility are given in a 13 passenger van borrowed from Management Information Services. As the County continues to strengthen its community education component for recycling and sustainability, the purchase of this trolley will help increase community outreach and customer service.

Financial Summary

Funding Source	Life To Date FY 2009	Adjusted Budget FY 2010	Year To Date FY 2010	FY 2011 Budget	FY 2012 Planned	FY 2013 Planned	FY 2014 Planned	FY 2015 Planned	5 Year Total	Total Project Cost
401 Solid Waste	0	0	0	45,000	0	0	0	0	45,000	45,000
	0	0	0	45,000	0	0	0	0	45,000	45,000

Policy/Comprehensive Plan Information

N/A

Operating Budget Impact

This project will have an annual impact on Solid Waste operating budget. The following are the estimated impacts to the Recycling Services and Education budget beginning in FY 2011:

\$1,000 for Vehicle Repair and Maintenance
\$900 for Fuel and Oil

**Leon County Government
FY 2011/FY 2015 Capital Improvement Program**

Stormwater Maintenance Filter Replacement

Dept/Div:	Public Works - Operations	Comp Plan CIE Project:	N/A
Project #:	066026	Capital Improvement:	N/A
Service Type:	Physical Environment	Level of Service Standard:	N/A
Status:	Existing Project	Current Level of Service:	N/A

Project Description/Justification

This project is for the replacement of stormwater filters in County owned ponds to ensure that they continue to meet environmental and operating permit requirements. Filter systems are typically designed to have a functional life of five years. As these systems age, the filtering systems may begin to deteriorate and not provide the water quality discharge for which they are designed. Poorly functioning filter systems also impair the storage capacity of ponds and increase the potential for flooding. The County's current filter system inventory has been prioritized according to replacement need.

The following is the anticipated replacement schedule:

<p>FY11: Old Magnolia Road (4 Ponds) Rococo Road (5 Ponds) Hampton Creek Ponds (3 Ponds)</p> <p>FY12: Chaires Park Ponds (3 Ponds) Emerald Acres Subdivision (3 Ponds) Hopkins Crossing (1 Pond)</p> <p>FY13: Lakeside Subdivision (1 Pond) Ashford Glen Subdivision (2 Ponds) Lawton Chiles Lane Pond (1 Pond) Miller Landing Road (1 Pond) Church Cove Pond (1 Pond)</p>	<p>FY14: Fred George Road/Mission Road (1 Pond) Maclay Road (1 Pond) Centerville Trace (1 Pond) Hill & Dale (1 Pond)</p> <p>FY15: Facilities Management Pond (1 Pond) Thomasville Road Library Pond (1 Pond) John Wesley UM Church Pond (1 Pond) S Adams Street Library Pond (1 Pond) Talquin Springs Pond (1 Pond) Huntington Oaks Plaza (1 Pond)</p>
---	--

Financial Summary

Funding Source	Life To Date FY 2009	Adjusted Budget FY 2010	Year To Date FY 2010	FY 2011 Budget	FY 2012 Planned	FY 2013 Planned	FY 2014 Planned	FY 2015 Planned	5 Year Total	Total Project Cost
305 Capital Improvements	262,636	215,294	5,884	130,000	120,000	100,000	100,000	100,000	550,000	1,027,930
	262,636	215,294	5,884	130,000	120,000	100,000	100,000	100,000	550,000	1,027,930

Policy/Comprehensive Plan Information

Federal Non-Point Discharge Elimination System (NPDES), Section 40 CFR 122.26
State Water Policy, Florida Administrative Code Chapter 62, Rule 62-40.432(2)(c)
Leon County Code of Ordinances, Chapter 10, Article VII

Operating Budget Impact

N/A

**Leon County Government
FY 2011/FY 2015 Capital Improvement Program**

Stormwater Vehicle & Equipment Replacement

Dept/Div:	Fleet Management	Comp Plan CIE Project:	N/A
Project #:	026004	Capital Improvement:	N/A
Service Type:	Physical Environment	Level of Service Standard:	N/A
Status:	Existing Project	Current Level of Service:	N/A

Project Description/Justification

This project is for the replacement of stormwater vehicles and equipment. In accordance with the Climate Action Plan, all vehicles will be replaced with hybrids when appropriate. The following is the FY11 replacement schedule:

Unit	Year/Make	Description	Mileage	Acquis.	Repair	Replace	Surplus	Dept/Div
435	1975 BUCYRUS	DRAGLINE	5,100	\$66,593	\$33,088	\$195,000	\$5,000	OPERATIONS
953	1991 BOWIE	HYDRO MULCH	1,894	\$12,700	\$7,799	\$65,000	\$7,500	OPERATIONS
1494	2000 FORD F-750	2.5 TON CREWCAB	104,854	\$56,998	\$28,584	\$95,000	\$12,000	OPERATIONS
1550	2002 WATERJET	FLUSH UNIT	7,654	\$24,640	\$10,550	\$65,000	\$15,000	OPERATIONS
1558	2001 POSI TRAK	RUBBER TRACK	1,180	\$67,550	\$32,449	\$95,000	\$20,000	OPERATIONS
1702	2003 VOLVO	TANDEM DUMP	115,131	\$82,325	\$41,590	\$135,000	\$27,000	OPERATIONS
1703	2003 VOLVO	TANDEM DUMP	104,733	\$82,325	\$53,359	\$135,000	\$28,500	OPERATIONS
1820	2005 HAULMARK	ENCLOSED TRAILER	N/A	\$6,465	\$14,577	\$12,000	\$3,500	OPERATIONS

Financial Summary

Funding Source	Life To Date FY 2009	Adjusted Budget FY 2010	Year To Date FY 2010	FY 2011 Budget	FY 2012 Planned	FY 2013 Planned	FY 2014 Planned	FY 2015 Planned	5 Year Total	Total Project Cost
305 Capital Improvements	2,961,337	498,500	428,381	800,000	990,431	1,090,474	980,528	1,127,500	4,988,933	8,448,770
	2,961,337	498,500	428,381	800,000	990,431	1,090,474	980,528	1,127,500	4,988,933	8,448,770

Policy/Comprehensive Plan Information

N/A

Operating Budget Impact

N/A

**Leon County Government
FY 2011/FY 2015 Capital Improvement Program**

Transfer Station Heavy Equipment Replacement

Dept/Div:	Solid Waste	Comp Plan CIE Project:	N/A
Project #:	036010	Capital Improvement:	N/A
Service Type:	Physical Environment	Level of Service Standard:	N/A
Status:	Existing Project	Current Level of Service:	N/A

Project Description/Justification

This project is for the replacement of transfer station equipment. The following is the FY11 replacement schedule:

Unit	Year/Make	Description	Mileage	Acquis.	Repair	Replace	Surplus	Dept/Div
1688	2003 FORD	RANGER 4X2	43,750	\$11,884	\$3,026	\$29,900	\$3,000	TRANSFER STATION
1860	2005 JOHN DEERE	710 4WD BACKHOE 5,164	\$123,022	\$34,449	\$75,000	\$12,000		TRANSFER STATION

Financial Summary

Funding Source	Life To Date FY 2009	Adjusted Budget FY 2010	Year To Date FY 2010	FY 2011 Budget	FY 2012 Planned	FY 2013 Planned	FY 2014 Planned	FY 2015 Planned	5 Year Total	Total Project Cost
401 Solid Waste	1,053,465	435,000	399,928	160,000	410,000	451,000	487,500	585,000	2,093,500	3,581,965
	1,053,465	435,000	399,928	160,000	410,000	451,000	487,500	585,000	2,093,500	3,581,965

Policy/Comprehensive Plan Information

Florida Statutes Chapter 403

Florida Administrative Code Rule 62-701

Florida Department of Environmental Protection Operating Permit - requires sufficient equipment, including backup equipment, to promptly remove the waste from the tip floor each day, on a first in, first out basis. No waste is allowed on the tip floor overnight.

Operating Budget Impact

N/A

**Leon County Government
FY 2011/FY 2015 Capital Improvement Program**

Transfer Station Improvements

Dept/Div:	Solid Waste	Comp Plan CIE Project:	N/A
Project #:	036023	Capital Improvement:	N/A
Service Type:	Physical Environment	Level of Service Standard:	N/A
Status:	Existing Project	Current Level of Service:	N/A

Project Description/Justification

This project is for the ongoing improvements at the Transfer Station. Normal wear and tear of the concrete tipping floor and paved surfaces on the site require ongoing maintenance and repairs such as sealing cracks and resurfacing.

Financial Summary

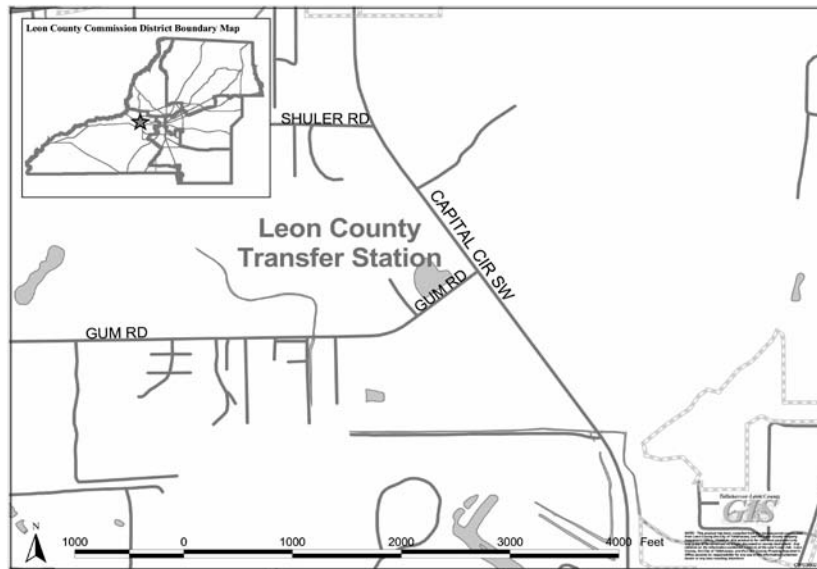
Funding Source	Life To Date FY 2009	Adjusted Budget FY 2010	Year To Date FY 2010	FY 2011 Budget	FY 2012 Planned	FY 2013 Planned	FY 2014 Planned	FY 2015 Planned	5 Year Total	Total Project Cost
401 Solid Waste	5,498	579,303	219,278	50,000	50,000	100,000	100,000	150,000	450,000	1,034,801
	5,498	579,303	219,278	50,000	50,000	100,000	100,000	150,000	450,000	1,034,801

Policy/Comprehensive Plan Information

Florida Statutes Chapter 403.706
 Florida Administrative Code Chapter 62-701.701
 Solid Waste Element of the Comprehensive Plan

Operating Budget Impact

N/A





Transportation Overview

This Transportation section contains capital improvement projects designed to facilitate the provision of services by the branches of Leon County government. Major Transportation Capital Projects funded in FY11 include: Arterial/Collector Resurfacing, Community Safety & Mobility, Intersection & Safety Improvements, and Public Works Vehicle and Equipment Replacement.

Managing Departments:

Table 15.16 shows that Engineering Services will manage the majority of the FY11 transportation capital improvement projects. Engineering Services will manage 90% of the total transportation budget for FY11. Public Works Operations will manage 9% and Fleet Management will manage 1%

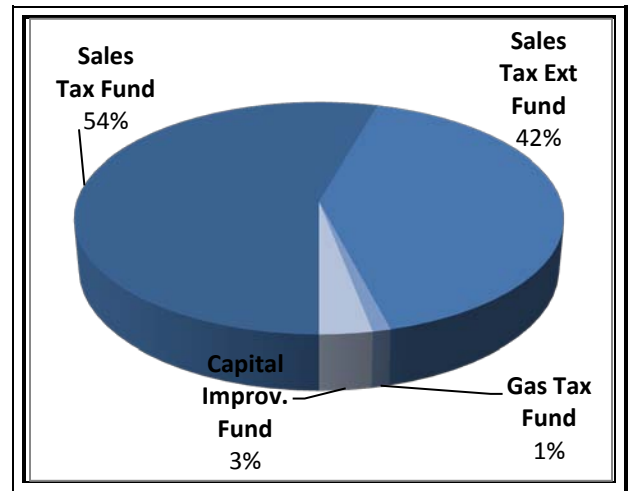
Funding Sources:

Figure 15.8 shows that 54% (\$4,650,000) of the transportation projects are funded in FY11 by the Sales Tax Fund (Fund 308). The Sales Tax Extension Fund (Fund 309) funds 41% (\$3,542,238), the Gas Tax Fund (Fund 306) funds 1% (\$89,000), and the Capital Improvements Fund (Fund 305) funds 3% (\$260,000).

Table 15.16
FY11 Transportation Projects
By Managing Department

Managing Department	# of Projects	FY11 Budget
Engineering Services	9	\$7,752,238
Fleet Management	1	\$60,000
Public Works Operations	3	\$729,000
Total	13	\$8,541,238

Figure 15.8
FY11 Transportation Projects
By Funding Source



Operating Budget Impacts:

Table 15.18 shows the estimated impacts that some Transportation projects have on the operating budget. Impacts are shown in the fiscal year which they are anticipated to begin as well as the out-years that are affected by additional operating costs. These impacts are only estimates and are subject to change.

Table 15.18
FY11 Transportation Operating Budget Impacts

Project	Project #	FY11 Estimate	FY12 Estimate	FY13 Estimate	FY14 Estimate	FY15 Estimate
The majority of the transportation projects do not result in new operating impacts. However, some Transportation enhancements result in additional stormwater treatment facilities which will impact the operating budget of the Public Works Operations Division.						
Total						

**Leon County Government
FY 2011/FY 2015 Capital Improvement Program**

Transportation Index

Page	Project	#	Life to Date FY 2009	Adj Bud FY 2010	FY 2011 Budget	FY11-FY15 Total	Project Total
15-111	Arterial & Collector Roads Pavement Markings	026015	72,983	115,515	29,000	313,000	501,498
15-112	Arterial/Collector Resurfacing	056001	10,026,598	3,610,280	3,200,000	17,087,197	30,724,075
15-113	Bannerman Road	054003	334,715	2,598,520	-	-	2,933,235
15-114	Beech Ridge Trail	054010	7,851	836,743	-	-	844,594
15-115	Buck Lake Road	055001	5,009,143	5,999,405	-	-	11,008,548
15-116	CARDS Transportation Program: Start-up Costs	057900	70,461	100,000	100,000	500,000	670,461
15-117	Community Safety & Mobility	056005	2,086,048	2,057,333	500,000	3,000,000	7,143,381
15-118	FDOT Permitting Fees	056007	493,252	100,000	100,000	500,000	1,093,252
15-119	Fleet Management Shop Equipment	026010	-	-	60,000	60,000	60,000
15-120	Gaines Street	051005	-	6,360,908	2,542,238	4,339,092	10,700,000
15-121	Intersection and Safety Improvements	057001	3,748,212	6,230,814	750,000	3,750,000	13,729,026
15-122	Local Road Resurfacing	057005	1,987,967	901,167	-	1,700,000	4,589,134
15-123	Magnolia Drive and Lafayette Street Intersection	055005	65,429	776,337	-	-	841,766
15-124	North Monroe Turn Lane	053003	1,501,574	2,081,537	-	-	3,583,111
15-125	Open Graded Cold Mix Maintenance/Resurfacing	026006	6,952,734	1,806,507	600,000	3,000,000	11,759,241
15-126	Private Road Maintenance- Start-up Cost	057003	58,539	100,000	100,000	500,000	658,539
15-127	Public Works Design and Engineering	056011	-	-	60,000	300,000	300,000
15-128	Public Works Vehicle & Equipment Replacement*	026005	5,137,370	1,001,907	-	4,297,249	10,436,526
15-129	Pullen Road at Old Bainbridge Road	053002	77,565	1,300,112	-	-	1,377,677
15-130	Springhill Road Bridge	051007	-	-	300,000	300,000	300,000
15-131	Talpeco Road & Highway 27 North	053005	-	380,138	-	-	380,138
15-132	Tram Road & Gaile Avenue	051004	-	-	200,000	200,000	200,000
15-133	Transportation and Stormwater Improvements*	056010	-	7,813,336	-	912,000	8,725,336
Transportation Total			\$ 37,565,012	\$44,170,559	\$8,541,238	\$40,758,538	\$122,559,538

The Capital Improvement projects highlighted are fully funded in FY10. It is anticipated that these projects will be carryforward into the next fiscal year.

*Note: FY11 funding for these projects was approved during the June 22, 2010 budget workshop through the realignment of funds from the Local Economic Stimulus Program project.

**Leon County Government
FY 2011/FY 2015 Capital Improvement Program**

Arterial & Collector Roads Pavement Markings

Dept/Div:	Public Works - Operations	Comp Plan CIE Project:	N/A
Project #:	026015	Capital Improvement:	N/A
Service Type:	Transportation	Level of Service Standard:	N/A
Status:	Existing Project	Current Level of Service:	N/A

Project Description/Justification

This project allows for the refurbishing of long line thermoplastic on the County's Arterial and Collector Road System. In 1997, Public Works Engineering began a phase-in approach to upgrading pavement markings during resurfacing from traffic paint to thermoplastic. This change has resulted in much brighter and safer pavement markings on the County's Arterial and Collector Roads.

Due to the long life of thermoplastic (approximately five to six years) and the limited number of roads with thermoplastic markings at the time, this project was originally scheduled to occur every five years. However, due to annual resurfacing and reconstruction projects, the number of roads with thermoplastic markings has increased substantially in recent years. Conversely, the number of arterial and collector roads with traffic paint markings has decreased as thermoplastic markings have been installed. Further decreasing the need for traffic paint markings is the fact that Public Works has made a decision to no longer install pavement markings on most of the County's 'Local' Paved Roads.

To keep pace with these changes, Public Works has increased refurbishing pavement markings on approximately 10 miles of arterial and collector roads annually. This change allows for refurbishing of aging thermoplastic markings in a timelier manner, improving the coordination between asphalt resurfacing and thermoplastic refurbishing activities, and more accurately reflect funding needs between traffic paint and thermoplastic pavement markings.

Financial Summary

Funding Source	Life To Date FY 2009	Adjusted Budget FY 2010	Year To Date FY 2010	FY 2011 Budget	FY 2012 Planned	FY 2013 Planned	FY 2014 Planned	FY 2015 Planned	5 Year Total	Total Project Cost
306 Transportation Improvements	72,983	115,515	0	29,000	71,000	71,000	71,000	71,000	313,000	501,498
	72,983	115,515	0	29,000	71,000	71,000	71,000	71,000	313,000	501,498

Policy/Comprehensive Plan Information

Florida Statute 336 - requires that local governments maintain infrastructures within their jurisdictions

Operating Budget Impact

The impact to the Transportation Program's Operating Budget will be a reduction in funding of \$58,000 within the Other Contractual Services Account (Pavement Markings Paint Contract).

**Leon County Government
FY 2011/FY 2015 Capital Improvement Program**

Arterial/Collector Resurfacing

Dept/Div:	Engineering Services	Comp Plan CIE Project:	N/A
Project #:	056001	Capital Improvement:	N/A
Service Type:	Transportation	Level of Service Standard:	N/A
Status:	Existing Project	Current Level of Service:	N/A

Project Description/Justification

This project is for the annual resurfacing of part of the County's arterial/collector road system. The County is responsible for the general superintendence and control of the County roads and structures. Current funding levels have allowed the resurfacing of approximately 10 miles of arterial/collector roads per year. There are approximately 252 miles of arterial/collector roads in the County system at this time. At this funding level, it can be expected that all roads will be resurfaced on a 22 year frequency.

Financial Summary

<u>Funding Source</u>	<u>Life To Date FY 2009</u>	<u>Adjusted Budget FY 2010</u>	<u>Year To Date FY 2010</u>	<u>FY 2011 Budget</u>	<u>FY 2012 Planned</u>	<u>FY 2013 Planned</u>	<u>FY 2014 Planned</u>	<u>FY 2015 Planned</u>	<u>5 Year Total</u>	<u>Total Project Cost</u>
306 Transportation Improvements	816,081	0	0	0	0	0	0	0	0	816,081
308 Sales Tax	9,210,517	3,610,280	2,196,107	3,200,000	3,200,000	3,200,000	1,320,900	511,297	11,432,197	24,252,994
309 Sales Tax - Extension	0	0	0	0	0	0	2,155,000	3,500,000	5,655,000	5,655,000
	<u>10,026,598</u>	<u>3,610,280</u>	<u>2,196,107</u>	<u>3,200,000</u>	<u>3,200,000</u>	<u>3,200,000</u>	<u>3,475,900</u>	<u>4,011,297</u>	<u>17,087,197</u>	<u>30,724,075</u>

Policy/Comprehensive Plan Information

Florida Statute 336.02

Operating Budget Impact

N/A

**Leon County Government
FY 2011/FY 2015 Capital Improvement Program**

Bannerman Road

Dept/Div:	Engineering Services	Comp Plan CIE Project:	Yes
Project #:	054003	Capital Improvement:	Roadways
Service Type:	Transportation	Level of Service Standard:	N/A
Status:	Existing Project - Carryforward	Current Level of Service:	F

Project Description/Justification

This project is for improvements to Bannerman Road from Meridian Road to Thomasville Road. In FY 2009, the Board revised the scope of this project in order to focus on a Corridor Study to determine the options for potential widening of the road. Project funds were reallocated to provide for the resurfacing of the road and have been completed. The reconstruction of the Bull Headley intersection is in the design process and the Corridor Study is under way.

Financial Summary

Funding Source	Life To Date FY 2009	Adjusted Budget FY 2010	Year To Date FY 2010	FY 2011 Budget	FY 2012 Planned	FY 2013 Planned	FY 2014 Planned	FY 2015 Planned	5 Year Total	Total Project Cost
308 Sales Tax	334,715	2,598,520	565,496	0	0	0	0	0	0	2,933,235
	334,715	2,598,520	565,496	0	0	0	0	0	0	2,933,235

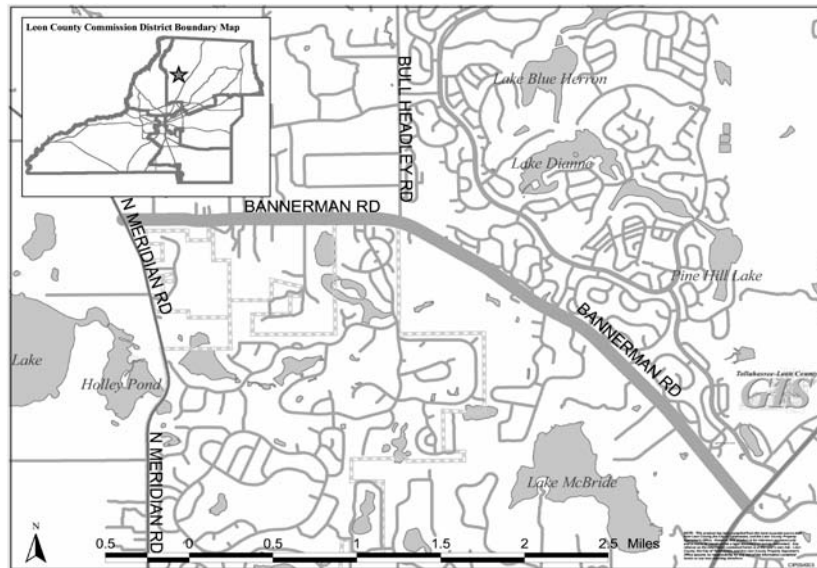
Policy/Comprehensive Plan Information

Comprehensive Plan Reference: TRAFFIC FLOW AND EFFICIENCY: Objective 1.5: [T] Improve the safety and preserve the integrity of the arterial and collector street system with an effective access management and traffic signal control program and with the use of traffic operations features to maximize the capacity of the existing street system.

Florida Statute Chapters 334 & 336 - direct counties responsibilities to maintain county road systems

Operating Budget Impact

This project may result in the creation of new stormwater treatment facilities which will impact the operating budget of the Division of Operations.



**Leon County Government
FY 2011/FY 2015 Capital Improvement Program**

Beech Ridge Trail

Dept/Div:	Engineering Services	Comp Plan CIE Project:	Yes
Project #:	054010	Capital Improvement:	Roadways
Service Type:	Transportation	Level of Service Standard:	N/A
Status:	Existing Project - Carryforward	Current Level of Service:	N/A

Project Description/Justification

This project is for the extension of Beech Ridge Trail from Kinhega Drive to Bannerman Road in accordance with the Mediated Settlement Agreement approved by the Board on February 12, 2002. This project includes a curb and gutter section roadway with underground drainage, bike lanes, sidewalks and signalization at one of the new intersections.

On June 10, 2008, the Board approved a Proportionate Share Agreement with a private Developer. As part of the agreement, the Developer assumed most of the responsibility for this road construction with the County to complete the road across the Kinhega right of way and construction of a roundabout intersection. Until such time as the terms of the 2002 Mediated Settlement Agreement have been satisfied, this project remains a County responsibility.

Financial Summary

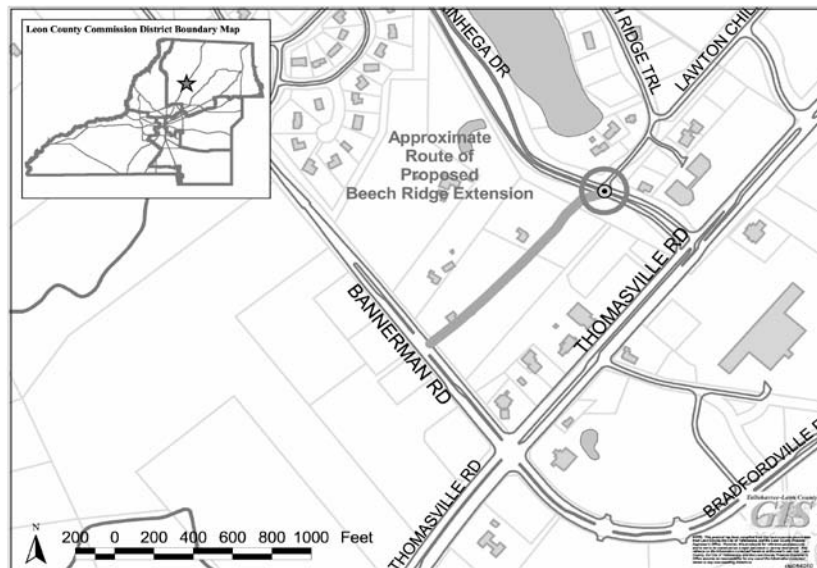
Funding Source	Life To Date FY 2009	Adjusted Budget FY 2010	Year To Date FY 2010	FY 2011 Budget	FY 2012 Planned	FY 2013 Planned	FY 2014 Planned	FY 2015 Planned	5 Year Total	Total Project Cost
125 Grants	0	246,662	0	0	0	0	0	0	0	246,662
308 Sales Tax	7,851	590,081	692	0	0	0	0	0	0	597,932
	7,851	836,743	692	0	0	0	0	0	0	836,743

Policy/Comprehensive Plan Information

Comprehensive Plan Reference: INTERGOVERNMENTAL TRANSPORTATION PLANNING Objective 1.11: [T] Develop the traffic circulation system in Tallahassee and Leon County in conjunction with the programs of the Tallahassee-Leon County Metropolitan Planning Organization, the Florida Department of Transportation, the City of Tallahassee and Leon County.

Operating Budget Impact

This project will result in the creation of new stormwater treatment facilities which will impact the operating budget of the Division of Operations. This project will also result in the creation of additional areas to be resurfaced which will be addressed in the Arterial/Collector Resurfacing project.



**Leon County Government
FY 2011/FY 2015 Capital Improvement Program**

Buck Lake Road

Dept/Div: **Engineering Services**
 Project #: **055001**
 Service Type: **Transportation**
 Status: **Existing Project - Carryforward**

Comp Plan CIE Project: **Yes**
 Capital Improvement: **Roadways**
 Level of Service Standard: **N/A**
 Current Level of Service: **F**

Project Description/Justification

This project is for the reconstruction of Buck Lake Road in three phases. Phase 1 is now complete and includes the widening from two lanes to four lanes of the segment running from Mahan Drive to Davis Drive and intersection improvements at the intersection with Mahan Drive. This portion of the project was funded through a Joint Project Agreement with AIG Baker, the developer of Fallschase. The initial construction of the intersection improvements at Pedrick Road as Phase 2a will be followed by the enhanced roadway section as Phase 3. In addition, intersection improvements will be made to the segment from Pedrick Road to Walden Road which will consist of a right turn lane at Nabb Road and a left turn lane at Walden Road. Funding includes \$29,608 in Mission San Miguel concurrency mitigation dollars for improvement to the Charlais Drive to Pedrick Road portion of Mahan Drive. The project also includes sidewalks and bike lanes on both sides of the road.

Financial Summary

Funding Source	Life To Date FY 2009	Adjusted Budget FY 2010	Year To Date FY 2010	FY 2011 Budget	FY 2012 Planned	FY 2013 Planned	FY 2014 Planned	FY 2015 Planned	5 Year Total	Total Project Cost
125 Grants	29,408	0	0	0	0	0	0	0	0	29,408
306 Transportation Improvements	0	3,618,279	156,459	0	0	0	0	0	0	3,618,279
308 Sales Tax	4,979,735	2,381,126	785,448	0	0	0	0	0	0	7,360,861
	<u>5,009,143</u>	<u>5,999,405</u>	<u>941,907</u>	<u>0</u>	<u>0</u>	<u>0</u>	<u>0</u>	<u>0</u>	<u>0</u>	<u>11,008,548</u>

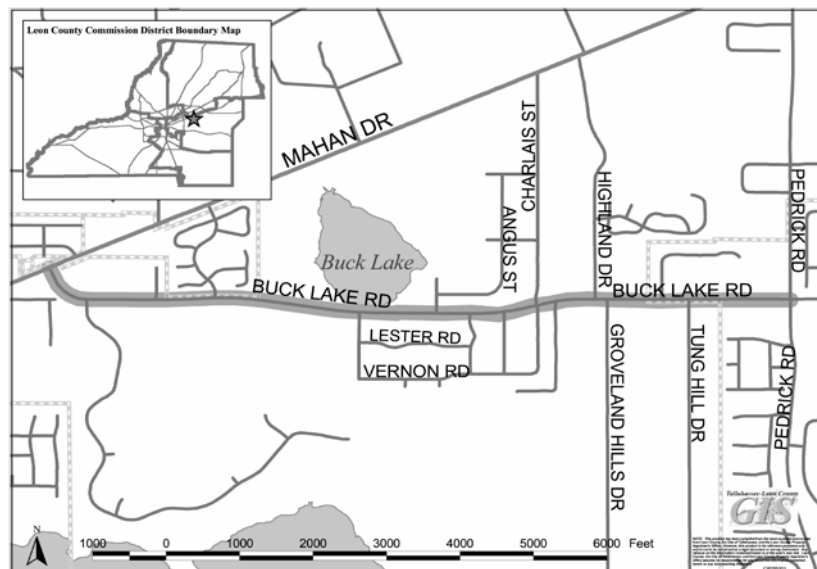
Policy/Comprehensive Plan Information

Comprehensive Plan Reference: TRAFFIC FLOW AND EFFICIENCY: Objective 1.5: [T] Improve the safety and preserve the integrity of the arterial and collector street system with an effective access management and traffic signal control program and with the use of traffic operations features to maximize the capacity of the existing street system.

Florida Statute Chapters 334 & 336 - direct counties responsibilities for maintenance of county road systems

Operating Budget Impact

This project will result in the reconstruction of the existing road so that normal maintenance will not be required for five to ten years. Additional pavement will result in additional maintenance that will be offset by roads leaving the County program through City annexation. Conversion of the existing open drainage system to culverts will reduce operating and maintenance costs. One new stormwater treatment facility will be created at the Pedrick Road intersection resulting in an operating budget impact for the Division of Operations.



CARDS Transportation Program: Start Up Costs

Dept/Div: Engineering Services	Comp Plan CIE Project: N/A	Capital Improvement: N/A
Project #: 057900	Level of Service Standard: N/A	Current Level of Service: N/A
Service Type: Transportation		
Status: Existing Project		

Project Description/Justification

The County Acquisition of Roads and Drainage (CARDS) Transportation Program is for start-up costs for road and associated drainage improvements in accordance with Leon County Code of Laws, Chapter 16, Article II. The CARDS Transportation Program provides an opportunity for County residents who live on privately maintained roads and drainage systems to have their roads and drainage systems upgraded to County maintainable standards and then accepted into the County system for perpetual maintenance thereafter. If a 2/3 majority of the residents wish to utilize this program, the County will acquire ownership of the right-of-ways and easements necessary for County maintenance and the County will improve those systems. Upon completion, the total cost of the upgrade is assessed to all of the residents in the defined area. A separate Capital Improvement Project, CARDS Stormwater Program: Start-up Costs provides similar relief with County assistance where the cause of the problems is flooding during severe storm events.

Financial Summary

Funding Source	Life To Date FY 2009	Adjusted Budget FY 2010	Year To Date FY 2010	FY 2011 Budget	FY 2012 Planned	FY 2013 Planned	FY 2014 Planned	FY 2015 Planned	5 Year Total	Total Project Cost
305 Capital Improvements	70,461	100,000	50,618	100,000	100,000	100,000	100,000	100,000	500,000	670,461
	70,461	100,000	50,618	100,000	100,000	100,000	100,000	100,000	500,000	670,461

Policy/Comprehensive Plan Information

Leon County Code of Ordinances Article II, Section 16-28

Operating Budget Impact

Any additional pavement resulting in additional maintenance will be offset by roads leaving the County program through City annexation.

Leon County Government
FY 2011/FY 2015 Capital Improvement Program

Community Safety & Mobility

Dept/Div:	Engineering Services	Comp Plan CIE Project:	N/A
Project #:	056005	Capital Improvement:	N/A
Service Type:	Transportation	Level of Service Standard:	N/A
Status:	Existing Project	Current Level of Service:	N/A

Project Description/Justification

This project is for the planning, design and construction of sidewalks, bikeways, and traffic calming devices. Upon special approval from the Board, it can also be used to acquire rights-of-way necessary for the construction of these facilities. Funding for the 'Access Now' infrastructure corrections and continuation of the traffic calming program are also included. The sidewalk component is prioritized using access to schools as the first level of priority, access to parks as the second level of priority and other requests as the third level of priority.

In FY11 the following projects will be addressed:

- Kinhega and Deerlake Sidewalk
- Wolf Creek Subdivision
- Traffic calming projects as received

Financial Summary

Funding Source	Life To Date FY 2009	Adjusted Budget FY 2010	Year To Date FY 2010	FY 2011 Budget	FY 2012 Planned	FY 2013 Planned	FY 2014 Planned	FY 2015 Planned	5 Year Total	Total Project Cost
306 Transportation Improvements	479,706	0	0	0	0	0	0	0	0	479,706
308 Sales Tax	1,053,998	0	0	0	0	0	0	0	0	1,053,998
309 Sales Tax - Extension	552,344	2,057,833	294,757	500,000	500,000	500,000	750,000	750,000	3,000,000	5,610,177
	<u>2,086,048</u>	<u>2,057,833</u>	<u>294,757</u>	<u>500,000</u>	<u>500,000</u>	<u>500,000</u>	<u>750,000</u>	<u>750,000</u>	<u>3,000,000</u>	<u>7,143,881</u>

Policy/Comprehensive Plan Information

- Tallahassee/Leon County Comprehensive Plan Blue Print 2000
- Tallahassee/Leon County Bicycle and Pedestrian Master Plan
- Leon County School Board's "Safe Ways to School" Projects

Operating Budget Impact

This project will have minimal impacts on the operating budget. Sidewalks in residential areas tend to be maintained by the homeowners abutting sidewalks. More rural sidewalk locations do not require a high standard of maintenance. Repairs to damaged sidewalk sections should be minimal.

**Leon County Government
FY 2011/FY 2015 Capital Improvement Program**

Florida Department of Transportation Permitting Fees

Dept/Div:	Engineering Services	Comp Plan CIE Project:	N/A
Project #:	056007	Capital Improvement:	N/A
Service Type:	Transportation	Level of Service Standard:	N/A
Status:	Existing Project	Current Level of Service:	N/A

Project Description/Justification

This project is for permitting fees for projects associated with the Florida Department of Transportation.

Financial Summary

Funding Source	Life To Date FY 2009	Adjusted Budget FY 2010	Year To Date FY 2010	FY 2011 Budget	FY 2012 Planned	FY 2013 Planned	FY 2014 Planned	FY 2015 Planned	5 Year Total	Total Project Cost
308 Sales Tax	493,252	100,000	6,359	100,000	100,000	100,000	100,000	100,000	500,000	1,093,252
	493,252	100,000	6,359	100,000	100,000	100,000	100,000	100,000	500,000	1,093,252

Policy/Comprehensive Plan Information

Comprehensive Plan Reference: OVERALL GOAL (Effective 7 /16/90) M aintain a nd i mprove the quality of l ife in L eon C ounty through a n integrated and comprehensive transportation system emphasizing the elements of aviation, mass transit, and traffic circulation including non-motorized transportation. During the May 27, 1997 meeting of the Leon County Board of County Commissioners, the Board entered in to a reciprocal agreement with the Florida Department of Transportation that provides them with an exemption for County permitting fees.

Comprehensive Plan Reference: INTERGOVERNMENTAL TRANSPORTATION PLANNING Objective 1.11: [T] Develop the traffic circulation system in Tallahassee and Leon County in conjunction with the programs of the Tallahassee-Leon County Metropolitan Planning Organization (composed of t he Leon County Board of County Commissioners and the Tallahassee City Commission), the Florida Department of Transportation, the City of Tallahassee and Leon County.

Operating Budget Impact

N/A

**Leon County Government
FY 2011/FY 2015 Capital Improvement Program**

Fleet Management Shop Equipment

Dept/Div: Fleet Management	Comp Plan CIE Project: N/A
Project #: 026010	Capital Improvement:
Service Type: Transportation	Level of Service Standard: N/A
Status: New Project	Current Level of Service: N/A

Project Description/Justification

This project is for the acquisition of two major pieces of shop equipment for Fleet Management: Four Post Lift with 18,000 lb Capacity and a Truck Mounted Servo Drive Disc Brake Rotor Lathe.

Financial Summary

Funding Source	Life To Date FY 2009	Adjusted Budget FY 2010	Year To Date FY 2010	FY 2011 Budget	FY 2012 Planned	FY 2013 Planned	FY 2014 Planned	FY 2015 Planned	5 Year Total	Total Project Cost
305 Capital Improvements	0	0	0	60,000	0	0	0	0	60,000	60,000
	0	0	0	60,000	0	0	0	0	60,000	60,000

Policy/Comprehensive Plan Information

N/A

Operating Budget Impact

The acquisition of these two pieces of shop equipment will reduce the labor required to perform preventative maintenance on Emergency Medical Services vehicles, specifically ambulances. It is estimated that within three and half years of acquiring this equipment, Fleet Management will recoup this investment.

Leon County Government
FY 2011/FY 2015 Capital Improvement Program

Gaines Street

Dept/Div:	Engineering Services	Comp Plan CIE Project:	Yes
Project #:	051005	Capital Improvement:	Roadways
Service Type:	Transportation	Level of Service Standard:	N/A
Status:	Existing Project	Current Level of Service:	F

Project Description/Justification

This project is for the revitalization of the community and retail areas of Gaines Street. The Gaines Street Corridor Project was started years ago and has gone through a number of changes. Some of the changes include design alternatives, funding options and the transfer of ownership from the State of Florida Department of Transportation to the City of Tallahassee. The City is considering other designs that include improvements to both Gaines Street and Madison Street (one way pair or parallel facilities options) within existing right-of-ways. The City believes this change in design will allow the development of Gaines Street to proceed in the manner described in the 2001 Gaines Street Revitalization Plan. As part of the roadway transfer agreement, the Department of Transportation is contributing \$6.4 million of designated right-of-ways funds and \$1 million to offset future maintenance expenses. The County is contributing \$10.7 million and the City is contributing \$17 million. The County's contribution is consistent with the Downtown Community Redevelopment Area Interlocal Agreement.

Financial Summary

Funding Source	Life To Date FY 2009	Adjusted Budget FY 2010	Year To Date FY 2010	FY 2011 Budget	FY 2012 Planned	FY 2013 Planned	FY 2014 Planned	FY 2015 Planned	5 Year Total	Total Project Cost
309 Sales Tax - Extension	0	6,360,908	6,360,908	2,542,238	1,796,854	0	0	0	4,339,092	10,700,000
	0	6,360,908	6,360,908	2,542,238	1,796,854	0	0	0	4,339,092	10,700,000

Policy/Comprehensive Plan Information

Gaines Street Revitalization Project
 Downtown Community Redevelopment Area Interlocal Agreement with the City of Tallahassee
 Tallahassee/Leon County Long Range Transportation Plan

Operating Budget Impact

N/A



**Leon County Government
FY 2011/FY 2015 Capital Improvement Program**

Intersection and Safety Improvements

Dept/Div:	Engineering Services	Comp Plan CIE Project:	N/A
Project #:	057001	Capital Improvement:	N/A
Service Type:	Transportation	Level of Service Standard:	N/A
Status:	Existing Project	Current Level of Service:	N/A

Project Description/Justification

This project is for the improvement of intersections throughout the County in order to maintain safe and efficient operations. Intersection improvements can also have significant impacts on the capacity of road sections as it relates to concurrency management. This project funds intersection improvements according to a prioritized list. Occasionally, improvements can be coordinated with improvements being performed by other governmental agencies such as the Florida Department of Transportation and the City of Tallahassee to reduce the long term costs to the County. Intersection improvements that have significant costs or other impacts are typically established as an independent project and are not included in this project.

The following intersection improvements are currently in design or construction:
Blairstone/Old St. Augustine

The following are future intersection improvements to be addressed in response to concurrency requirements:
Chaires Crossroad/Capitola
Kinhega/Deer Lake
Geddie Road/State Road 20
Tekesta/Deer Lake
Aeon Church/State Road 20

Financial Summary

Funding Source	Life To Date FY 2009	Adjusted Budget FY 2010	Year To Date FY 2010	FY 2011 Budget	FY 2012 Planned	FY 2013 Planned	FY 2014 Planned	FY 2015 Planned	5 Year Total	Total Project Cost
125 Grants	53,385	163,750	4,062	0	0	0	0	0	0	217,135
306 Transportation Improvements	401,465	50,000	32,706	0	0	0	0	0	0	451,465
308 Sales Tax	3,293,362	6,017,064	310,297	750,000	750,000	750,000	0	0	2,250,000	11,560,426
309 Sales Tax - Extension	0	0	0	0	0	0	750,000	750,000	1,500,000	1,500,000
	3,748,212	6,230,814	347,065	750,000	750,000	750,000	750,000	750,000	3,750,000	13,729,026

Policy/Comprehensive Plan Information

Comprehensive Plan Reference: TRAFFIC FLOW AND EFFICIENCY: Objective 1.5: [T] Improve the safety and preserve the integrity of the arterial and collector street system with an effective access management and traffic signal control program and with the use of traffic operations features to maximize the capacity of the existing street system.

Operating Budget Impact

Operating impacts are realized by the cost to the County for the maintenance of new signals by the City of Tallahassee under the existing interlocal agreement. These costs are addressed in Public Works - Operations operating budget. Pavement enhancements at intersections are negligible additions to the pavement maintenance program. Any associated stormwater treatment facilities are absorbed into the operating budget of the Division of Operations.

**Leon County Government
FY 2011/FY 2015 Capital Improvement Program**

Local Road Resurfacing

Dept/Div: Engineering Services	Comp Plan CIE Project: N/A
Project #: 057005	Capital Improvement: N/A
Service Type: Transportation	Level of Service Standard: N/A
Status: Existing Project	Current Level of Service: N/A

Project Description/Justification

This project is for the annual resurfacing of part of the County's local road system. Current funding levels allow for the resurfacing of approximately 3.25 miles of local roads per year. There are approximately 340 miles of local roads in the County system at this time.

Financial Summary

<u>Funding Source</u>	<u>Life To Date FY 2009</u>	<u>Adjusted Budget FY 2010</u>	<u>Year To Date FY 2010</u>	<u>FY 2011 Budget</u>	<u>FY 2012 Planned</u>	<u>FY 2013 Planned</u>	<u>FY 2014 Planned</u>	<u>FY 2015 Planned</u>	<u>5 Year Total</u>	<u>Total Project Cost</u>
306 Transportation Improvements	981,787	0	0	0	0	0	0	0	0	981,787
308 Sales Tax	1,006,180	901,167	343,850	0	850,000	0	850,000	0	1,700,000	3,607,347
	<u>1,987,967</u>	<u>901,167</u>	<u>343,850</u>	<u>0</u>	<u>850,000</u>	<u>0</u>	<u>850,000</u>	<u>0</u>	<u>1,700,000</u>	<u>4,589,134</u>

Policy/Comprehensive Plan Information

Florida Statute 336.02

Operating Budget Impact

N/A

**Leon County
FY 2011/FY 2015 Capital Improvement Program**

Magnolia Drive & Lafayette Street Intersection

Dept/Div:	Engineering Services	Comp Plan CIE Project:	Yes
Project #:	055005	Capital Improvement:	Roadways
Service Type:	Transportation	Level of Service Standard:	N/A
Status:	Existing Project - Carryforward	Current Level of Service:	F

Project Description/Justification

This project is for the enhancement of the Lafayette Street and Magnolia Drive intersection as well as other intersections in this collector road area. The intersection is overburdened with traffic, especially during the AM and PM peak travel times, and is in need of pedestrian amenities. This intersection is a top priority in the County's intersection improvement program. The County and the City of Tallahassee have a Joint Project Agreement for the design of this project.

Financial Summary

Funding Source	Life To Date FY 2009	Adjusted Budget FY 2010	Year To Date FY 2010	FY 2011 Budget	FY 2012 Planned	FY 2013 Planned	FY 2014 Planned	FY 2015 Planned	5 Year Total	Total Project Cost
344 Impact Fee - Southeast Urban Collector	65,429	776,337	1,844	0	0	0	0	0	0	841,766
	<u>65,429</u>	<u>776,337</u>	<u>1,844</u>	<u>0</u>	<u>0</u>	<u>0</u>	<u>0</u>	<u>0</u>	<u>0</u>	<u>841,766</u>

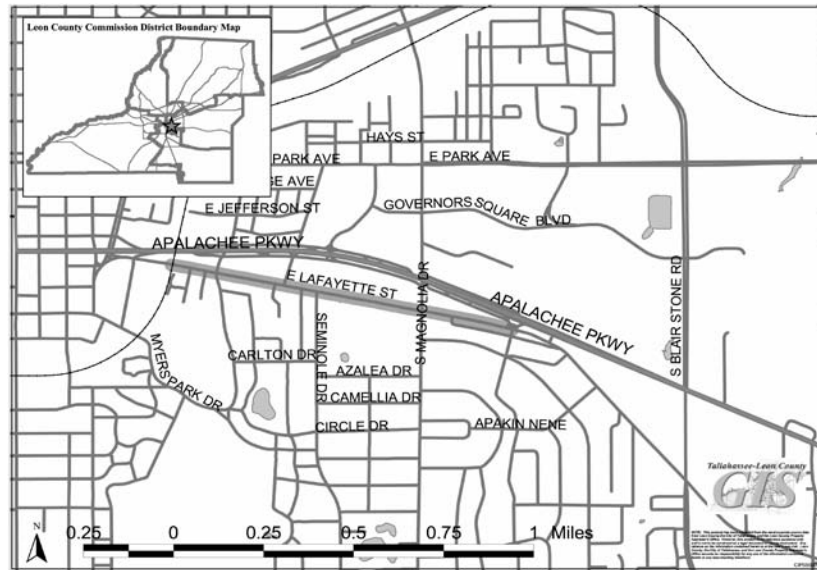
Policy/Comprehensive Plan Information

"Blue Print 2000

Leon County Code of Laws Paragraph 10-618(b): The monies deposited into the respective collector road impact fee trust account shall be used solely for the purpose of constructing or improving designated county roads or designated city roads within that collector road district where the road impact construction is located?

Operating Budget Impact

N/A



Leon County Government
FY 2011/FY 2015 Capital Improvement Program

North Monroe Turn Lane

Dept/Div: **Engineering Services**
 Project #: **053003**
 Service Type: **Transportation**
 Status: **Existing Project - Carryforward**

Comp Plan CIE Project: **Yes**
 Capital Improvement: **Roadways**
 Level of Service Standard: **N/A**
 Current Level of Service: **E**

Project Description/Justification

This project is for the modification of North Monroe Street to add a continuous right turn lane northbound from John Knox Road to the terminus of the Interstate 10 right turn lane and its ramps. The project design has been completed under the Florida Department of Transportation's County Incentive Grant Program and the County received a \$359,553 match for the design. Construction on this project is expected to begin in FY11.

Financial Summary

Funding Source	Life To Date FY 2009	Adjusted Budget FY 2010	Year To Date FY 2010	FY 2011 Budget	FY 2012 Planned	FY 2013 Planned	FY 2014 Planned	FY 2015 Planned	5 Year Total	Total Project Cost
125 Grants	359,553	0	0	0	0	0	0	0	0	359,553
341 Impact Fee - Countywide Road District	1,142,021	2,081,537	201,135	0	0	0	0	0	0	3,223,558
	1,501,574	2,081,537	201,135	0	0	0	0	0	0	3,583,111

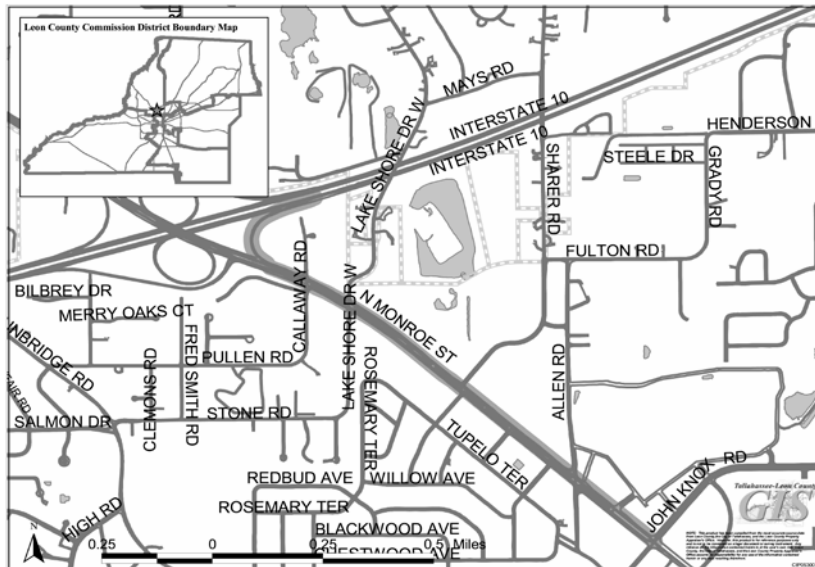
Policy/Comprehensive Plan Information

Comprehensive Plan Reference: INTERGOVERNMENTAL TRANSPORTATION PLANNING Objective 1.11: [T] Develop the traffic circulation system in Tallahassee and Leon County in conjunction with the programs of the Capital Region Transportation Planning Agency (composed of the Leon County Board of County Commissioners and the Tallahassee City Commission), the Florida Department of Transportation, the City of Tallahassee and Leon County.

Leon County Code of Laws Paragraph 10-603(c): The monies deposited into the countywide road impact fee trust account shall be used solely to provide improvements and additions to the designated state roads required to accommodate traffic generated by growth as projected in the impact fee study.

Operating Budget Impact

N/A



**Leon County Government
FY 2011/FY 2015 Capital Improvement Program**

Open Graded Cold Mix Maintenance and Resurfacing

Dept/Div:	Public Works - Operations	Comp Plan CIE Project:	N/A
Project #:	026006	Capital Improvement:	N/A
Service Type:	Transportation	Level of Service Standard:	N/A
Status:	Existing Project	Current Level of Service:	N/A

Project Description/Justification

This project provides funding for materials and contract services associated with asphalt maintenance on Leon County's Open Grade Mix roadways. Prior to its sunset, the Alternative Stabilization Program was successful in stabilizing approximately 50 miles of County maintained dirt roads. Since the sunset of the Alternative Stabilization Program, maintenance on these roads is performed by the Division of Operations' Transportation Program. The majority of these maintenance activities will be performed by one of the two former construction crews from the Alternative Stabilization Program.

As Open Grade Mix roads age, it can be anticipated that these older roads will require a higher degree of maintenance (i.e. patching and rejuvenation) than in recent years. It can further be anticipated that some of these roads will require resurfacing. Additionally, permitting requirements on the County's Open Grade Mix roads require that porosity within the Open Grade mat be maintained by either hydro-cleaning or other maintenance methods. To meet these needs, funding is required for both routine maintenance and scheduled resurfacing of Open Grade Mix roads.

Financial Summary

Funding Source	Life To Date FY 2009	Adjusted Budget FY 2010	Year To Date FY 2010	FY 2011 Budget	FY 2012 Planned	FY 2013 Planned	FY 2014 Planned	FY 2015 Planned	5 Year Total	Total Project Cost
306 Transportation Improvements	415,987	0	0	0	0	0	0	0	0	415,987
308 Sales Tax	6,536,747	1,806,507	1,327,083	600,000	600,000	600,000	600,000	600,000	3,000,000	11,343,254
	<u>6,952,734</u>	<u>1,806,507</u>	<u>1,327,083</u>	<u>600,000</u>	<u>600,000</u>	<u>600,000</u>	<u>600,000</u>	<u>600,000</u>	<u>3,000,000</u>	<u>11,759,241</u>

Policy/Comprehensive Plan Information

Florida Statute 336 - requires that local governments maintain infrastructures within their jurisdictions

Operating Budget Impact

N/A

**Leon County Government
FY 2011/FY 2015 Capital Improvement Program**

Private Road Maintenance - Program Start Up Cost

Dept/Div:	Public Works - Operations	Comp Plan CIE Project:	N/A
Project #:	057003	Capital Improvement:	N/A
Service Type:	Transportation	Level of Service Standard:	N/A
Status:	Existing Project	Current Level of Service:	N/A

Project Description/Justification

This project is for the tracking of costs for road improvements according to the County's Private Dirt Road Repair Program and the Private Paved Road Preventative Maintenance and Repair Program. Each of these policies requires citizens seeking the services to pay for the work in advance. Costs will be charged against this project as payments are received. There will be no cost to the County for this project.

Financial Summary

Funding Source	Life To Date FY 2009	Adjusted Budget FY 2010	Year To Date FY 2010	FY 2011 Budget	FY 2012 Planned	FY 2013 Planned	FY 2014 Planned	FY 2015 Planned	5 Year Total	Total Project Cost
305 Capital Improvements	58,539	100,000	13,728	100,000	100,000	100,000	100,000	100,000	500,000	658,539
	58,539	100,000	13,728	100,000	100,000	100,000	100,000	100,000	500,000	658,539

Policy/Comprehensive Plan Information

Leon County Policy 15.04, Private Dirt Road Repair Program
Leon County Policy 15.04.02, Private Paved Road Preventative Maintenance and Repair Program

Operating Budget Impact

There are no operating budget impacts associated with this project.

**Leon County Government
FY 2011/FY 2015 Capital Improvement Program**

Public Works Design and Engineering Services

Dept/Div:	Engineering Services	Comp Plan CIE Project:	N/A
Project #:	056011	Capital Improvement:	N/A
Service Type:	Transportation	Level of Service Standard:	N/A
Status:	New Project	Current Level of Service:	N/A

Project Description/Justification

This project is for the design and engineering services that occur routinely throughout the year for transportation and stormwater projects.

Financial Summary

Funding Source	Life To Date FY 2009	Adjusted Budget FY 2010	Year To Date FY 2010	FY 2011 Budget	FY 2012 Planned	FY 2013 Planned	FY 2014 Planned	FY 2015 Planned	5 Year Total	Total Project Cost
306 Transportation Improvements	0	0	0	60,000	60,000	60,000	60,000	60,000	300,000	300,000
	0	0	0	60,000	60,000	60,000	60,000	60,000	300,000	300,000

Policy/Comprehensive Plan Information

N/A

Operating Budget Impact

N/A

**Leon County Government
FY 2011/FY 2015 Capital Improvement Program**

Public Works Vehicle & Equipment Replacement

Dept/Div:	Fleet Management	Comp Plan CIE Project:	N/A
Project #:	026005	Capital Improvement:	N/A
Service Type:	Transportation	Level of Service Standard:	N/A
Status:	Existing Project	Current Level of Service:	N/A

Project Description/Justification

This project is for the replacement of Public Works vehicles and equipment. Funding for FY11 was approved during the June 22, 2010 budget workshop through the realignment of funds from the Local Economic Stimulus Program project. The following is the FY11 replacement schedule:

Unit	Year/Make	Description	Mileage	Acquis.	Repair	Replace	Surplus	Dept/Div
1286	1997 FORD F-450	1-TON ALUMINUM BODY	169,353	\$35,172	\$35,693	\$61,000	\$8,000	OPERATIONS
1602	2002 MASSEY-FERGUSON	4X4 TRACTOR	2,800	\$27,600	\$34,629	\$55,000	\$12,000	OPERATIONS
1603	2002 MASSEY-FERGUSON	4X2 TRACTOR	2,847	\$23,200	\$24,462	\$55,000	\$8,900	OPERATIONS
1668	VER-MAC	MESSAGE BOARD	N/R	\$19,022	\$3,240	\$15,000	\$2,500	OPERATIONS
1669	VER-MAC	MESSAGE BOARD	N/R	\$19,022	\$586	\$15,000	\$2,500	OPERATIONS
1680	2002 HESSTON	HAY BALER	N/R	\$14,200	\$3,500	\$35,000	\$8,000	OPERATIONS
1774	2004 JOHN DEERE	410 BACKHOE 4X4	2,178	\$94,975	\$53,213	\$107,000	\$45,000	OPERATIONS
1803	2004 HAULMARK	ENCLOSED TRAILER	N/R	\$6,465	\$14,577	\$12,000	\$3,800	OPERATIONS
1924	2006 CATERPILLAR	MOTORGRADER 12-G	BUY-BACK	\$175,967	\$9,785	\$205,000	\$130,000	OPERATIONS
1925	2006 CATERPILLAR	MOTORGRADER 12-G	BUY-BACK	\$175,967	\$8,991	\$205,000	\$130,000	OPERATIONS

Financial Summary

Funding Source	Life To Date FY 2009	Adjusted Budget FY 2010	Year To Date FY 2010	FY 2011 Budget	FY 2012 Planned	FY 2013 Planned	FY 2014 Planned	FY 2015 Planned	5 Year Total	Total Project Cost
306 Transportation Improvements	5,137,370	1,551,407	586,935	0	1,186,710	1,068,039	950,000	1,092,500	4,297,249	10,436,526
	<u>5,137,370</u>	<u>1,001,907</u>	<u>586,935</u>	<u>0</u>	<u>1,186,710</u>	<u>1,068,039</u>	<u>950,000</u>	<u>1,092,500</u>	<u>4,297,249</u>	<u>10,436,526</u>

Policy/Comprehensive Plan Information

N/A

Operating Budget Impact

N/A

Leon County Government
FY 2011/FY 2015 Capital Improvement Program

Pullen Road at Old Bainbridge Road

Dept/Div: **Engineering Services**
 Project #: **053002**
 Service Type: **Transportation**
 Status: **Existing Project - Carryforward**

Comp Plan CIE Project: **Yes**
 Capital Improvement: **Roadways**
 Level of Service Standard: **N/A**
 Current Level of Service: **F**

Project Description/Justification

This project is for improvements to Pullen Road at Old Bainbridge Road including the addition of left turn lanes, traffic signalization, related stormwater infrastructure and pedestrian, and ADA facilities. The City of Tallahassee had previously requested that this intersection project be incorporated into the City's Pullen Road project for coordination and cost benefits. The City has recently placed the project on hold due to funding limitations. As it is unknown when the City funding will be available, the County is now re-assuming project responsibility for the intersection. In previous similar situations, the City has shared these costs on a pro rata basis, based on the number of City streets connecting to the intersection. Funding includes \$145,520 in River's Landing concurrency mitigation dollars and \$249,995 in Sagebrook Mill concurrency mitigation dollars.

Financial Summary

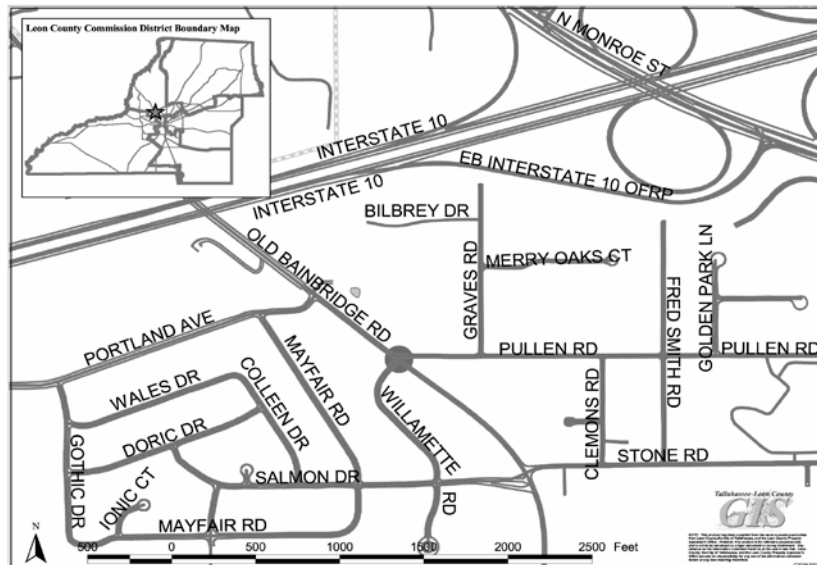
Funding Source	Life To Date FY 2009	Adjusted Budget FY 2010	Year To Date FY 2010	FY 2011 Budget	FY 2012 Planned	FY 2013 Planned	FY 2014 Planned	FY 2015 Planned	5 Year Total	Total Project Cost
125 Grants	26,735	293,713	0	0	0	0	0	0	0	320,448
308 Sales Tax	0	546,489	0	0	0	0	0	0	0	546,489
343 Impact Fee - Northwest Urban Collector	50,830	459,910	28,096	0	0	0	0	0	0	510,740
	77,565	1,300,112	28,096	0	0	0	0	0	0	1,377,677

Policy/Comprehensive Plan Information

Comprehensive Plan Reference: Objective 1.5: [T] Improve the safety and preserve the integrity of the arterial and collector street system with an effective access management and traffic signal control program and with the use of traffic operations features to maximize the capacity of the existing street system.

Operating Budget Impact

It is anticipated that stormwater facilities will be shared with other City of Tallahassee projects in the area and will not result in operating impacts to the County. The new signal will impact the operating budget of the Public Work - Operations Division.



**Leon County
FY 2011/FY 2015 Capital Improvement Program**

Springhill Road Bridge

Dept/Div: **Engineering Services**
 Project #: **051007**
 Service Type: **Transportation**
 Status: **New Project**

Comp Plan CIE Project: **Yes**
 Capital Improvement:
 Level of Service Standard: **Yes**
 Current Level of Service: **N/A**

Project Description/Justification

This project is for the repair of the Springhill Road Bridge. During Tropical Storm Fay, the abutments of the bridge were severely eroded. The wood piles supporting the abutments are exposed and show signs of deterioration. An emergency repair has been completed by the County on a temporary basis to prevent further erosions. Additional work to remove the debris in the channel and protect the embankments from erosion is necessary. The construction time of the bridge repair work is estimated to be 60 calendar days if the weather permits.

Financial Summary

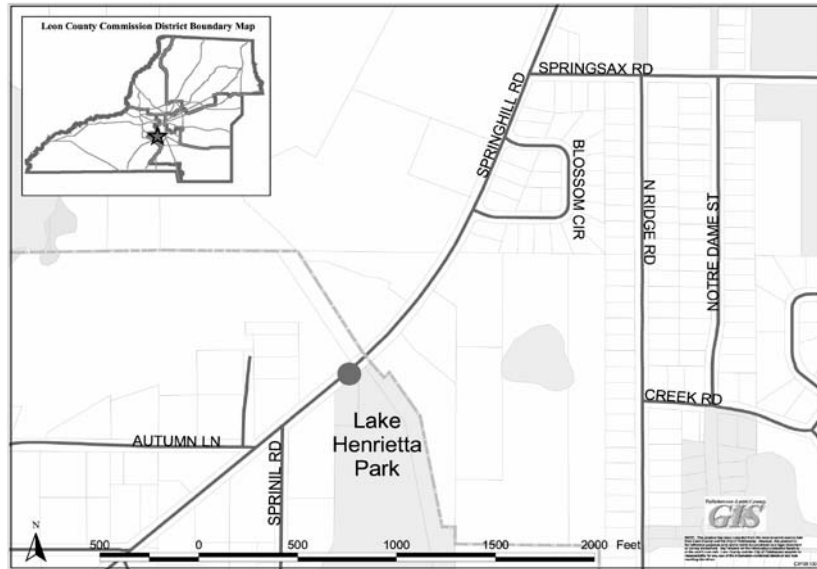
Funding Source	Life To Date FY 2009	Adjusted Budget FY 2010	Year To Date FY 2010	FY 2011 Budget	FY 2012 Planned	FY 2013 Planned	FY 2014 Planned	FY 2015 Planned	5 Year Total	Total Project Cost
309 Sales Tax - Extension	0	0	0	300,000	0	0	0	0	300,000	300,000
	0	0	0	300,000	0	0	0	0	300,000	300,000

Policy/Comprehensive Plan Information

N/A

Operating Budget Impact

N/A



**Leon County Government
FY 2011/FY 2015 Capital Improvement Program**

Talpeco Road & Highway 27 North

Dept/Div: **Engineering Services**
 Project #: **053005**
 Service Type: **Transportation**
 Status: **Existing Project - Carryforward**

Comp Plan CIE Project: **Yes**
 Capital Improvement: **Roadways**
 Level of Service Standard: **N/A**
 Current Level of Service: **E**

Project Description/Justification

This project is for the installation of a right turn lane from Talpeco Road onto Highway 27 North (Monroe Street). This project will also provide related stormwater infrastructure as necessary. It is expected that the project will be developed as a joint project with the Florida Department of Transportation for other improvements to the intersection, such as additional turn lane enhancements, if FDOT identifies such additional improvements. This project is listed on the County's intersection improvement prioritization.

Financial Summary

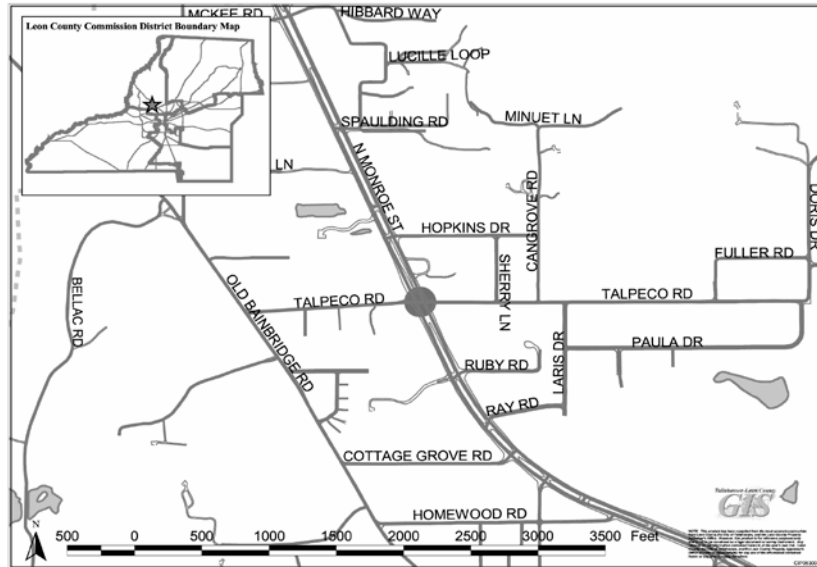
Funding Source	Life To Date FY 2009	Adjusted Budget FY 2010	Year To Date FY 2010	FY 2011 Budget	FY 2012 Planned	FY 2013 Planned	FY 2014 Planned	FY 2015 Planned	5 Year Total	Total Project Cost
309 Sales Tax - Extension	0	380,138	4,581	0	0	0	0	0	0	380,138
	0	380,138	4,581	0	0	0	0	0	0	380,138

Policy/Comprehensive Plan Information

Comprehensive Plan Reference: Objective 1.5: [T] Improve the safety and preserve the integrity of the arterial and collector street system with an effective access management and traffic signal control program and with the use of traffic operations features to maximize the capacity of the existing street system.

Operating Budget Impact

This project will result in the creation of new stormwater treatment facilities which will impact the operating budget of the Division of Operations.



Leon County
FY 2011/FY 2015 Capital Improvement Program

Tram Road & Gaile Avenue

Dept/Div: **Engineering Services**
 Project #: **051004**
 Service Type: **Transportation**
 Status: **Existing Project**

Comp Plan CIE Project: **Yes**
 Capital Improvement: **Roadways**
 Level of Service Standard: **N/A**
 Current Level of Service: **F**

Project Description/Justification

This project is for the realignment of Gaile Road's connection with Tram Road so that the intersection of the roads is at a right angle. This project will also provide related stormwater infrastructure as necessary. It is expected that this project will be developed as a joint project with the City of Tallahassee and that the City will be providing additional funding. This project is listed on the County's intersection improvement prioritization.

Financial Summary

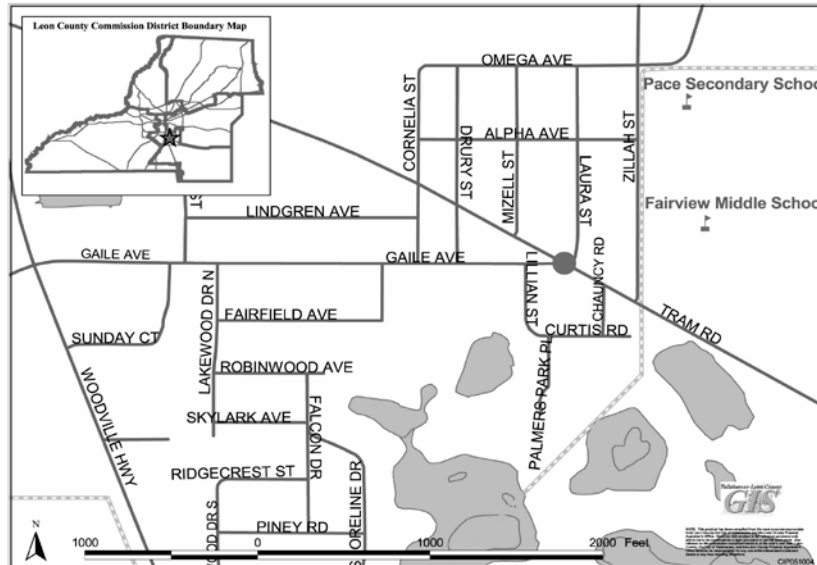
Funding Source	Life To Date FY 2009	Adjusted Budget FY 2010	Year To Date FY 2010	FY 2011 Budget	FY 2012 Planned	FY 2013 Planned	FY 2014 Planned	FY 2015 Planned	5 Year Total	Total Project Cost
309 Sales Tax - Extension	0	0	0	200,000	0	0	0	0	200,000	200,000
	0	0	0	200,000	0	0	0	0	200,000	200,000

Policy/Comprehensive Plan Information

Comprehensive Plan Reference: TRAFFIC FLOW, SAFETY AND EFFICIENCY Objective 1.5: Improve the safety and preserve the integrity of the arterial and collector street system with an effective access management and traffic signal control program and with the use of traffic operations features to maximize the capacity of the existing street system.

Operating Budget Impact

This project will result in the creation of new stormwater treatment facilities which will impact the operating budget of the Division of Operations.



**Leon County Government
FY 2011/FY 2015 Capital Improvement Program**

Transportation and Stormwater Improvements

Dept/Div:	Engineering Services	Comp Plan CIE Project:	No
Project #:	056010	Capital Improvement:	Stormwater
Service Type:	Transportation	Level of Service Standard:	N/A
Status:	Existing Project	Current Level of Service:	E

Project Description/Justification

On January 29, 2009, the Board conducted a Workshop to address the need for Transportation and/or Stormwater projects to mitigate or alleviate community impacts during and after major storm events. As a result of that Workshop, later ratified during regular Board session, the following Capital Improvement projects were identified to utilize these budgeted funds:

Proposed Improvement Projects:

Alexandrite Court	Lawndale Drive
Autumn Woods	Maylor and Taylor Roads
Bannerman Road Retention Facility	Park Hill
Ben Boulevard	Portsmouth Circle/Apalachee Parkway
Chevy Way	Raymond Tucker Road
Edenfield/Barfield Roads Area	Rhodes Cemetery Road
Edinberg Estates	Salamanca and Palencia
Hawkbill Court	Southbrokee/Otter Creek/Chadwick/Wildlife
Lakeside Drive	Sunflower Road
Lakeview Drive	Surrey Farms Subdivision
Langley Circle	

Funding for FY11 was approved during the June 22, 2010 budget workshop through the realignment of funds from the Local Economic Stimulus Program project.

Financial Summary

Funding Source	Life To Date FY 2009	Adjusted Budget FY 2010	Year To Date FY 2010	FY 2011 Budget	FY 2012 Planned	FY 2013 Planned	FY 2014 Planned	FY 2015 Planned	5 Year Total	Total Project Cost
305 Capital Improvements	0	7,813,336	1,679,954	0	912,000	0	0	0	912,000	8,725,336
	0	7,813,336	1,679,954	0	912,000	0	0	0	912,000	8,725,336

Policy/Comprehensive Plan Information

Comprehensive Plan Reference: STORMWATER MANAGEMENT GOALS, OBJECTIVES AND POLICIES: Goal 1: Provide a stormwater management system which protects the health, welfare and safety of the general public by reducing damage and inconvenience from flooding and protects surface water and groundwater quality. Comprehensive Plan Levels of Service for Stormwater conveyance requires that no floodwaters enter a residence in a 100-year storm.

Operating Budget Impact

These projects do not add to the maintenance responsibilities of the Public Works Operations Division. These projects improve stormwater and roadway operating conditions, thereby reducing on-going maintenance costs.



Appendix

County Charter	16-2
Guiding Principles	16-8
Summary of County Financial Policies & Ordinances	16-9
County Financial Policies & Ordinances:	16-11
Policy No. 81-1 Industrial Development Revenue Bond Financing	16-11
Policy No. 92-4 Accounting & Reporting	16-11
Policy No. 92-5 Revenues	16-11
Policy No. 93-44 Fiscal Planning	16-12
Policy No. 93-46 Dues & Memberships	16-12
Policy No. 93-47 Debt Management & Other Investments	16-12
Policy No. 97-11 Amending the Budget	16-13
Policy No. 98-16 Carry Forward Program	16-14
Policy No. 00-1 Financial Advisory Committee	16-14
Policy No. 02-12 Leon County Investment Policy	16-15
Policy No. 03-08 Landfill Rate Stabilization Reserve	16-25
Ordinance No. 06-34 Discretionary Funding Guidelines	16-25
Policy No. 07-2 Reserves	16-28
Tallahassee-Leon County Comprehensive Capital Improvement Element Goals, Objectives, & Policies	16-30
Budget Terminology	16-50
Statistical Summary	16-58
Budget Calendar	16-63
Budget Cost Summaries	16-66



County Charter

WHEREAS, Leon County, Florida, is presently a non-charter county government as established under Article VIII, Section 1(f), Florida Constitution; and

WHEREAS, Article VIII, Sections 1(c) and 1(g), Florida Constitution, provide that a county government may be established by charter, which shall be adopted upon a majority vote of the electors of the county; and

WHEREAS, Section 125.80, *et seq.*, Florida Statutes, provides a method whereby a non-charter county may locally initiate a county home rule charter;

NOW, THEREFORE, BE IT ORDAINED BY THE BOARD OF COUNTY COMMISSIONERS OF LEON COUNTY, FLORIDA, that:

SECTION 1. HOME RULE CHARTER.

The proposed Home Rule Charter of Leon County, Florida, shall read as follows:

PREAMBLE

We, the citizens of Leon County, Florida, united in the belief that governmental decisions affecting local interests should be made locally, rather than by the State, and that County government should be reflective of the people of the County and should serve them in achieving a more responsive and efficient form of government and in order to empower the people of this County to make changes in their own government, do ordain and establish this Home Rule Charter for Leon County, Florida.

ARTICLE I. CREATION, POWERS AND ORDINANCES OF HOME RULE CHARTER GOVERNMENT

Sec. 1.1. Creation and general powers of Home Rule Charter government.

The County shall have all powers of self-government not inconsistent with general law, with special law approved by vote of the electors, or with this Charter. The County shall have all county and municipal powers of self-government granted now or in the future by the Constitution and laws of the State of Florida.

Sec. 1.2. Body corporate, name, and boundaries.

Leon County shall be a body corporate and politic. The corporate name shall be Leon County, Florida. The County seat and boundaries shall be those designated by law on the effective date of this Home Rule Charter.

Sec. 1.3. Construction.

The powers granted by this Home Rule Charter

shall be construed broadly in favor of the charter government. The specified powers in this Charter shall not be construed as limiting, in any way, the general or specific power of the government as stated in this article. It is the intent of this article to grant to the charter government full power and authority to exercise all governmental powers necessary for the effective operation and conduct of the affairs of the charter government.

Sec. 1.4. County Purposes.

The County, operating under this Charter, shall have all special powers and duties which are not inconsistent with this Charter, heretofore granted by law to the Board of County Commissioners, and shall have such additional county and municipal powers as may be required to fulfill the intent of this Charter.

Sec. 1.5. Municipal Purposes.

The County shall have all necessary municipal powers to accomplish municipal purposes within the County. In the event the Board of County Commissioners levies the Municipal Public Services Tax on utilities, any additional recurring or non-recurring fee or charge imposed on a utility relating to the use or occupation of the public rights-of-way shall not exceed what is reasonably necessary to properly monitor and enforce compliance with the County's rules and regulations concerning placement and maintenance of utility facilities in the public rights-of-way.

Sec. 1.6. Relation to Municipal Ordinances.

Except as otherwise provided by law or this Charter, municipal ordinances shall prevail over County ordinances to the extent of any conflict within the boundaries of the municipality. To the extent that a county ordinance and a municipal ordinance shall cover the same subject without conflict, then both the municipal ordinance and the county ordinance shall be effective, each being deemed supplemental to the other.

Sec. 1.7. Transfer of Power.

Whenever a municipality, special district or agency shall request by a majority vote of the governing body the performance or transfer of a function to the County, the County is so authorized by a majority vote of the Board of County Commissioners to have the power and authority to assume and perform such functions and obligations. This section does not authorize a transfer in violation of Article VIII, § 4 of the Constitution of Florida.

County Charter

Sec. 1.8. Division of Powers.

This Charter establishes the separation between legislative and administrative functions of this government. The establishment and adoption of policy shall be the responsibility of the Board of County Commissioners and the execution of that policy shall be the responsibility of the County Administrator.

Sec. 1.9. Relation to State Law.

Special laws of the state legislature relating to or affecting Leon County and general laws of local application which apply only to Leon County, except those laws relating exclusively to a municipality, the school board, or a special district, shall be subject to approval by local referendum to the extent that they are not in conflict with this Charter. All special laws so approved shall become ordinances, and may be subject to amendment or repeal by the Board of County Commissioners.

ARTICLE II. ORGANIZATION OF COUNTY GOVERNMENT

Sec. 2.1. Elected Commission and appointed County Administrator form of government.

Leon County shall operate under an elected County Commission and an appointed County Administrator form of government with separation of legislative and executive functions in accordance with the provisions of this Home Rule Charter. The legislative responsibilities and powers of the County shall be assigned to, and vested in, the Board of County Commissioners. The executive responsibilities and power of the County shall be assigned to, and vested in, the County Administrator, who shall carry out the directives and policies of the Board of County Commissioners and enforce all orders, resolutions, ordinances and regulations of the Board, the Charter and all applicable general law to assure that they be faithfully executed.

Sec. 2.2. Legislative Branch.

(1) The County Commission.

The governing body of the County shall be a Board of County Commissioners composed of seven (7) Members serving staggered terms of four (4) years. There shall be one (1) Commissioner elected for each of the five (5) County Commission districts, established pursuant to general law or by ordinance, and they shall be elected by the electors of that district. There shall be two At-large Commissioners elected on a countywide basis by the electors of the County. Elections for all seven (7) members of the County Commission shall be Non-partisan. Each candidate for the office of district

County Commissioner shall reside within the district from which such candidate seeks election at the time of qualifying to run for that office, and during the term of office each Commissioner shall reside in the district from which such Commissioner ran for office, provided that any Commissioner whose residence is removed from a district by redistricting may continue to serve during the balance of the term of office.

(2) Redistricting.

Redistricting of County Commission district boundaries shall be in accordance with general law, changed only after notice and a public hearing as provided by general law.

(3) Salaries and Other Compensation.

Salaries and other compensation of the County Commissioners shall be established by ordinance, and salary shall not be lowered during an officer's term.

(4) Authority.

The Board of County Commissioners shall exercise all legislative authority provided by this Home Rule Charter in addition to all other powers and duties authorized by general law or special law approved by a vote of the electorate.

(5) Vacancies.

A vacancy in the office of County Commissioner shall be defined and filled as provided by general law.

(6) Administrative Code.

The County Commission shall adopt an administrative code in accordance with general law.

Sec. 2.3. Executive Branch.

(1) The County Administrator.

(A) The County Administrator shall be appointed by, and serve at the pleasure of, the Board of County Commissioners. The County Administrator shall be the chief executive officer of the County and all executive responsibilities and powers shall be assigned to, and vested in, the County Administrator. The County Administrator shall exercise all executive authority provided by this Home Rule Charter and all other powers and duties authorized by general or special law.

(B) The County Administrator shall be chosen on the basis of his/her professional qualifications, administrative and executive experience, and ability to serve as the chief administrator of the County. The County Administrator shall reside within the County during his/her tenure as County Administrator.

(C) The compensation of the County

County Charter

Administrator shall be fixed by the Board of County Commissioners at a level commensurate with the responsibilities of the position, with performance appraisals conducted by the Board of County Commissioners at least annually.

(D) A vacancy in the office shall be filled in the same manner as the original appointment. The County Administrator may appoint an Acting County Administrator in the case of his/her temporary vacancy.

(2) Senior Management.

The County's senior management employees, with the exception of the County Attorney's and Tourist Development Council (TDC) staff, shall serve at the pleasure of the County Administrator, who may suspend or discharge senior management personnel with or without cause.

Sec. 2.4. County Attorney.

(1) There shall be a County Attorney selected by the Board of County Commissioners who shall serve at the pleasure of, and report directly to, the Board of County Commissioners, and shall reside within the County during his/her tenure as County Attorney.

(2) The County Attorney shall provide legal services to the Board of County Commissioners, the County Administrator, and County departments, boards and agencies organized under the Board of County Commissioners.

(3) The compensation of the County Attorney shall be fixed by the Board of County Commissioners at a level commensurate with the responsibilities of the position with performance appraisals conducted by the Board of County Commissioners at least annually.

ARTICLE III. ELECTED COUNTY CONSTITUTIONAL OFFICERS

Sec. 3.1. Preservation of Constitutional Offices.

The offices of the Sheriff, Property Appraiser, Tax Collector, Clerk of the Circuit Court and Supervisor of Elections shall remain as independently elected constitutional offices, and the status, powers, duties and functions of such offices, shall not be altered by this Home Rule Charter, or any revisions or amendments hereto, except as provided in Section 5.2 below. The constitutional officers shall perform their executive and administrative functions as provided by law.

Sec. 3.2. Non-Partisan Elections.

(1) Non-Partisan Offices.

The Supervisor of Elections shall be non-partisan.

(A) Non-Partisan Election Procedures.

If three or more candidates, none of whom is a write-in candidate, qualify for such office, the names of those candidates shall be placed on a non-partisan ballot at the first primary election. If no candidate for such office receives a majority of the votes cast for such office in the first primary election, the names of the two candidates receiving the highest number of votes for such office shall be placed on the general election ballot.

(B) Qualification by Petition.

A candidate for non-partisan office may qualify for election to such office by means of the petitioning process provided in general law.

Sec. 3.3. Clerk Auditor.

(1) The Leon County Clerk of the Court shall serve as the Auditor to the Commission as specified by law. The Clerk shall employ a Certified Internal Auditor, Certified Public Accountant, or such other person qualified by education or experience in governmental accounting, internal auditing practices and fiscal controls, which shall include at least five (5) years experience in professional accounting, auditing, governmental fiscal administration or related experience, unless the Clerk holds such qualifications. The Board of County Commissioners shall fund the audit function of the Clerk.

(2) Audit Committee.

There shall be a five member Audit Committee of which two members shall be appointed by the County Commission and three by the Clerk. The Audit Committee shall adopt an annual plan of work for the Auditor and shall oversee the work of the Auditor. The Audit Committee members shall be residents of Leon County, none of whom may be an employee or officer of County government, and who have experience as a public accountant, internal auditor, or as a financial manager for a public, private or not for profit institution. The purpose of the Committee is to promote, maintain, and enhance the independence and objectivity of the internal audit function by ensuring broad audit coverage, adequate consideration of audit reports, and appropriate action on recommendations. Clerk shall provide for the organization and duties of the audit committee, including membership terms, voting procedures, officers, sub-committees, meeting schedules and staff support.

County Charter

ARTICLE IV. POWERS RESERVED TO THE PEOPLE: INITIATIVE AND RECALL

Sec. 4.1. Citizen Initiative.

(1) Right to Initiate.

The electors of Leon County shall have the right to initiate County ordinances in order to establish new ordinances and to amend or repeal existing ordinances, not in conflict with the Florida Constitution, general law or this Charter, upon petition signed by at least ten percent (10%) of the total number of electors qualified to vote in the County reflecting ten percent (10%) of the total number of electors qualified to vote within each of the five (5) commission districts. The total number of electors qualified shall mean the total number of electors qualified to vote in the last preceding general election.

(2) Procedure for Petition.

The sponsor of an initiative shall, prior to obtaining any signatures, submit the text of a proposed ordinance to the Supervisor of Elections, with the proposed ballot summary and the form on which signatures will be affixed and obtain a dated receipt therefore. Any such ordinances shall embrace but one (1) subject and matter directly connected therewith. The sponsor shall cause a notice of such submission to be published within fourteen (14) days thereof in a newspaper of general circulation in the County. The allowable period for obtaining signatures on the petition shall be completed not later than one (1) year after initial receipt of the petition by the Supervisor of Elections. The sponsor shall comply with all requirements of general law for political committees, and shall file quarterly reports with the Supervisor of Elections stating, to the best of the sponsor's information and belief, the number of signatures procured. The time and form of such reports may be prescribed by ordinance. When a sufficient number of signatures are obtained, the sponsor shall thereupon submit signed and dated forms to the Supervisor of Elections, and upon submission, shall pay all fees required by general law. The Supervisor of Elections shall, within sixty (60) days after submission of signatures, verify the signatures thereon, or specify a reason for the invalidity of each rejected signature, if the petition is rejected for insufficiency of the number of valid signatures. If the petition is rejected for insufficiency of the number of signatures, the sponsor shall have an additional thirty (30) days within which to submit additional signatures for verification. The Supervisor of Elections shall, within thirty (30) days of submission of additional signatures, verify the additional signatures. In the event sufficient signatures are still

not acquired, the Supervisor of Elections shall declare the petition null and void and none of the signatures may be carried over onto another identical or similar petition.

(3) Consideration by Board of County Commissioners.

Within sixty (60) days after the requisite number of signatures has been verified by the Supervisor of Elections and reported to the Board of County Commissioners, the Board of County Commissioners shall give notice and hold public hearing(s) as required by general law on the proposed ordinance and vote on it. If the Board fails to enact the proposed ordinance it shall, by resolution, call a referendum on the question of the adoption of the proposed ordinance to be held at the next general election occurring at least forty-five (45) days after the adoption of such resolution. If the question of the adoption of the proposed ordinance is approved by a majority of those registered electors voting on the question, the proposed ordinance shall be declared, by resolution of the Board of County Commissioners, to be enacted and shall become effective on the date specified in the ordinance, or if not so specified, on January 1 of the succeeding year. The Board of County Commissioners shall not amend or repeal an ordinance adopted by initiative prior to the next succeeding general election, without the approval of a majority of the electors voting at a referendum called for that purpose.

(4) Limitation on Ordinances by Initiative.

The power to enact, amend or repeal an ordinance by initiative shall not include ordinances or provisions related to County budget, debt obligations, capital improvement programs, salaries of County officers and employees, the assessment or collection of taxes, or the zoning of land.

Sec. 4.2. Recall.

All members of the Board of County Commissioners shall be subject to recall as provided by general law.

ARTICLE V. HOME RULE CHARTER TRANSITION, AMENDMENTS, REVIEW, SEVERANCE, EFFECTIVE DATE

Sec. 5.1. Home Rule Charter Transition.

(1) General Provisions.

Unless expressly provided otherwise in this Home Rule Charter, the adoption of this Charter shall

County Charter

not affect any existing contracts or obligations of Leon County; the validity of any of its laws, ordinances, regulations, and resolutions; or the term of office of any elected County officer, whose term shall continue as if this charter had not been adopted.

(2) Initial County Commissioners.

The persons comprising the Leon County Board of County Commissioners on the effective date of this Charter shall become the initial members of the Board of County Commissioners of the Charter government and shall perform the functions thereof until the normal expiration of their terms or until the election and qualification of their successors as provided by law.

(3) Outstanding Bonds.

All outstanding bonds, revenue certificates, and other financial obligations of the County outstanding on the effective date of this Charter shall be obligations of the Charter government. All actions taken by the former government relating to the issuance of such obligations are hereby ratified and confirmed. Payment of such obligations and the interest thereon shall be made solely from, and charged solely against, funds derived from the same sources from which such payment would have been made had this Charter not taken effect.

(4) Employees Continuation.

All employees of the former County government shall, on the effective date of this Charter, become employees of the County government created by this Charter. All existing wages, benefits, and agreements, and conditions of employment shall continue, until modified by lawful action of the County Commission.

Sec. 5.2. Home Rule Charter Amendments.

(1) Amendments Proposed by Petition.

(A) The electors of Leon County shall have the right to amend this Home Rule Charter in accordance with Sec. 4.1 of this Charter.

(B) Each proposed amendment shall embrace but one (1) subject and matter directly connected therewith. Each Charter amendment proposed by petition shall be placed on the ballot by resolution of the Board of County Commissioners for the general election occurring in excess of ninety (90) days from the certification by the Supervisor of Elections that the requisite number of signatures has been verified. If approved by a majority of those

electors voting on the amendment at the general election, the amendment shall become effective on the date specified in the amendment, or, if not so specified, on January 1 of the succeeding year.

(2) Amendments and Revisions by Citizen Charter Review Committee.

(A) A Citizen Charter Review Committee shall be appointed by the Board of County Commissioners at least twelve (12) months before the general election occurring every eight (8) years thereafter, to be composed and organized in a manner to be determined by the Board of County Commissioners, to review the Home Rule Charter and propose any amendments or revisions which may be advisable for placement on the general election ballot. Public hearings shall be conducted as provided by Section 125.63, Florida Statutes.

(B) No later than ninety (90) days prior to the general election, the Citizen Charter Review Committee shall deliver to the Board of County Commissioners the proposed amendments or revisions, if any, to the Home Rule Charter, and the Board of County Commissioners shall consider such amendments or revisions to be placed on the general election ballot, in accordance with Section 125.64, Florida Statutes.

(C) If the Citizen Charter Review Committee does not submit any proposed Charter amendments or revisions to the Board of County Commissioners at least ninety (90) days prior to the general election, the Citizen Charter Review Committee shall be automatically dissolved.

(3) Amendments Proposed by the Board of County Commissioners.

(A) Amendments to this Home Rule Charter may be proposed by ordinance adopted by the Board of County Commissioners by an affirmative vote of a majority plus one of the memberships of the Board. Each proposed amendment shall embrace but one (1) subject and matter directly connected therewith. Each proposed amendment shall only become effective upon approval by a majority of the electors of Leon County voting in a referendum at the next general election. The Board of County Commissioners shall give public notice of such referendum election at least ninety (90) days prior to the general election referendum date.

(B) If approved by a majority of those electors voting on the amendment at the general election, the amendment shall become effective on the date specified in the amendment, or, if not so specified, on January 1 of the succeeding year.

County Charter

Sec. 5.3. Severance.

If any provision of this Charter or the application thereof to any person or circumstance is held invalid, the invalidity shall not affect other provisions or applications of the Charter which can be given effect without the invalid provision or application, and to this end the provisions of the Charter are declared severable.

Sec. 5.4. Home Rule Charter effective date.

This Charter shall become effective November 12, 2002.

SECTION 2. BALLOT QUESTION TO BE PRESENTED TO ELECTORATE.

The proposed Charter of Leon County, Florida, shall be presented to the qualified Leon County electorate by placing the question of whether to adopt same on the ballot at the special election to be held on November 5, 2002.

SECTION 3. BALLOT QUESTION FORM.

The question on the ballot shall be substantially in the following form:

**CHARTER FOR LEON COUNTY, FLORIDA
AS PROPOSED BY LEON COUNTY ORDINANCE
NO. 2002-__**

Question

Shall there be a Home Rule Charter for Leon County, Florida, establishing all rights and powers of local self government; authorizing the proposal and adoption of ordinances by voter initiative and referendum; preserving elected constitutional county officers; providing a non-partisan Supervisor of Elections; providing for non-partisan elections of county commissioners; allowing recall of commissioners by citizen referendum; and providing a method of amendment, which shall take effect November 12, 2002.

Yes for Approval _____

No for Rejection _____

SECTION 4. FURTHER AUTHORIZATION.

The Board of County Commissioners of Leon County, Florida, is authorized to adopt all resolutions and take all actions necessary in order for this Charter referendum proposition and those propositions referenced in the Preamble and Articles of the proposed Charter herein to be properly placed on the

ballot for the special election of November 5, 2002. Said referendum shall be conducted according to the requirements of law governing referendum elections in the State of Florida.

SECTION 5. SEVERABILITY.

If any word, phrase, clause, section or portion of this ordinance shall be held invalid or unconstitutional by a court of competent jurisdiction, such portion or words shall be deemed a separate and independent provision and such holding shall not affect the validity of the remaining portions thereof.

SECTION 6. EFFECTIVE DATE.

This ordinance shall have effect upon becoming law, but shall be of no further force or effect if the proposed Charter is not duly approved at the November 5, 2002, special election. The Charter of Leon County, Florida, as proposed by this Ordinance, shall become effective November 12, 2002, if the Charter is approved by a "yes" vote by a majority of those duly qualified electors voting on the question posed at the November 5, 2002, referendum.

DULY PASSED AND ADOPTED BY the Board of County Commissioners of Leon County, Florida, this 10th day of September, 2002.

LEON COUNTY, FLORIDA

Leon County Guiding Principles

1. The Board of County Commissioners upholds the importance of the Leon County Home Rule Charter allowing citizen involvement and flexibility in shaping government to best meet the County's unique and changing needs.
2. The County budget will always be balanced, with available revenues equal to appropriations.
3. The County will strive to maintain the lowest dollars spent per County resident, as compared to like-size counties, while retaining the maximum level of service possible.
4. Through citizen input and Commission deliberation, core functions for County government will be identified and the dollars will be allocated accordingly during the budget process.
5. The County will continue to explore opportunities with its governmental counterparts for functional consolidation and/or shared efficiencies.
6. The County will continue to enhance our cooperation and coordination with our Universities and Community College to promote, strengthen, and sustain our community's intellectual capital.
7. The County Administrator will require Program Managers to conduct an annual review and scrutiny of their base budgets when preparing budgets for future years.
8. Consistent with best practices and the Florida Statutes, Leon County will retain an emergency reserve fund of not less than 5%, but not more than 10% of the general operating budget (Policy No. 07-2).
9. Consistent with best practices and the Florida Statutes, Leon County will retain an operating cash reserve fund of not less than 10% but not more than 20% of the general operating budget (Policy No. 07-2).
10. Cash reserves in excess of reserve policies will be utilized to support one time capital projects and/or other one-time expenditures to address unforeseen revenue shortfalls (Policy No. 07-2).
11. Leon County will continue to ensure the useable and safe life of existing infrastructure by providing funding for proper maintenance (Policy No. 93-44).
12. Provide that fees charged in enterprise operations will be calculated at a level which will support all direct and indirect costs of the enterprise (Policy No. 92-5).
13. Ensure that capital projects financed through the issuance of bonds will not be financed for a period that exceeds the useful life of the project or the life of the supporting revenue source (Policy No. 93-47), and support conduit financing to promote the economic health of the community.
14. Maintain accounting and reporting practices in conformance with the Uniform Accounting System of the State of Florida and Generally Accepted Accounting Principles (GAAP) (Policy No. 92-4).
15. Ensure that the annual financial and compliance audit of the County's financial records is conducted by an independent firm of certified public accountants whose findings and opinions are published and available for public review (Policy No. 92-4).
16. Will optimize return on investments within the constraints of safety and liquidity through an adopted Investment Policy.
17. Shall establish formal policies and procedures to address amending the budget while allowing the organization to function and react to changing conditions (Policy No. 97-11).
18. The County shall provide a meaningful public input process during the annual budget review which shall, at a minimum, include at least one Board Workshop and two Public Hearings.
19. The County will fully research and employ technology to improve the personal and collective efficiency of county employees.
20. The County will continue to enhance our culture of performance, as we maintain a very low employee per 1,000 population and a "flat" organizational structure, and hold individual employees to high expectations and performance standards. Employees are entrusted with broad authority in their functional areas, expected to respond quickly to requests for service, explore and pursue alternatives to assist the citizenry, attempt to deliver more than what is expected, and are empowered to use professional discretion on the spot to resolve issues and reduce "bureaucracy." These employees are valued and compensation and benefits are commensurate with their responsibilities and competitive in the industry.
21. The County will continue to improve our efforts to promote employee innovation, through incentives, recognition and rewards for identifying and implementing program and process improvements that add value to services while producing cost savings.
22. The County will continue to leverage Leon County tax payer dollars to attract federal and state appropriations, reimbursements, and matching grants to realize revenue maximization for the purpose of funding priority projects and programs.



Summary of County Financial Policies & Ordinances

Industrial Development Revenue Bond Financing Policy, No. 81-1

This policy establishes a means for the expansion of local businesses as well as the attraction of new prospective businesses, allowing for diversification and expansion of the local economy.

Accounting and Reporting Policy, No. 92-4

This policy establishes accounting and reporting systems that maintain accounting and reporting practices that conform to the Uniform Accounting System of Generally Accepted Accounting Principles (GAAP). The policy also ensures that the accounting and reporting systems are consistent with the standards set for local governments according to Governmental Accounting and Financial Reporting (GAFR), the National Council on Governmental Accounting (NCGA), and the Governmental Accounting Standards Board (GASB).

Revenues Policy, No. 92-5

This policy establishes revenue practices that: provide for the establishment and maintenance of a diversified revenue system to protect it from fluctuations in any one revenue source; ensure fees charged in enterprise operations will be calculated at a level which will support all direct and indirect costs of the enterprise; and ensure that the County does not accept any revenue source whose terms of acceptance or collection may negatively affect the County.

Fiscal Planning Policy, No. 93-44

This policy establishes fiscal planning practices that provide for:

- The annual operating and capital budget to be developed in conformity with the Tallahassee-Leon County Comprehensive Plan.
- The development and review of a Capital Improvement Project budget, containing a 5-year plan for acquisition and improvement of capital investments that is also coordinated with the annual operating budget.
- The Board of County Commissioners to continue to reflect fiscal restraint through the development of the annual budget by either decreasing appropriations or increasing revenues, when deficits are anticipated.

Dues and Memberships Policy, No. 93-46

This policy requires that any dues or memberships paid by Leon County on behalf of an employee shall be detailed in a department/division's annual budget request submission to the Office of Management and Budget. The request will be reviewed for appropriateness with final denial/approval being given by the County Administrator or his/her designee during the development of the tentative budget.

Debt Management and Other Investments Policy, No. 93-47

This policy establishes that debt management and investment practices are established to:

- Ensure that capital projects financed by capital bonds will not be financed for a period that exceeds the useful life of the supporting revenue source.
- Ensure that interest, operating or maintenance expenses will be capitalized only for facilities or enterprise activities and limited to expenses encumbered prior to the operation or improvement of the facility.
- Provide that Leon County's debt will be limited to an amount that will not hinder the County from maintaining sources of available revenues for service of debt at 135% of annual debt service.
- Provide that the County will limit its investments to only the safest types of securities (including the U.S. government or its agencies) and those which provide insurance or the legally required backing of the invested principal.
- Provide that, unless required by market conditions, not more than fifteen percent of the County's investment portfolio will be placed in any one institution other than those securities issued or guaranteed by the US Government or its agencies or the State Board of Administration of the State of Florida.

Amending the Budget Policy, No. 97-11

This policy establishes that for the operation of amending the annual budget, all amendments/transfers will be reviewed by the director of the requesting department/division, followed by the Office of Management and Budget, prior to submission and subsequent approval/denial by the County Administrator and/or the Board of County Commissioners as set forth below:

Summary of County Financial Policies & Ordinances

Amending the Budget Policy, No. 97-11(Cont.)

- Allows program managers to amend their operating budgets and personal services budgets up to 10 percent of the total on an aggregate basis between line items within programs with a \$50,000 cap, upon County Administrator approval.
- Designates the Office of Management and Budget the responsibility for monitoring and enforcing the provisions for amending the budget based upon policies adopted by the Board.
- Allows the County Administrator to authorize intrafund transfers up to \$250,000. Intrafund transfers exceeding \$250,000 and all interfund transfers must be approved by a majority vote of the Board.
- Requests for use of reserves for contingency must be approved by a majority vote of the Board.

Carry Forward Program Policy, No. 98-16

This policy establishes that the Carry Forward Program will provide budget incentives to managers to improve financial management effectiveness and accountability. It allows managers to carry forward a portion or all unexpected end-of-year funds for identifiable projects which will result in increased productivity, cost savings, and/or increased efficiency. Department managers submitting a request to OMB for review, must clearly indicate how the County will realize an increase in productivity, save money, and/or increase efficiency, if approved. Managers of projects funded by the Board in the current fiscal year, which are incomplete, must submit a "Carry Forward Request" requesting the funds be added to the budget of the following fiscal year for the sole purpose of completing the project for which the funds were appropriated. All carry forward requests are presented to the Board prior to November 1 of each year and are based upon the prior approval of the County Administrator.

Revenues - Financial Advisory Committee Policy, No. 00-1

This policy establishes the Financial Advisory Committee which ensures that financial matters which come before the Board have been appropriately and thoroughly reviewed. This committee will make recommendations on financial matters related to the Board and all County boards. Such financial matters may include, but not be limited to, issuance of debt, selection of bond counsel, financial advisory services, bond underwriter services, underwriter counsel, and arbitrage rebate compliance services.

Leon County Investment Policy, No. 02-12

This policy establishes that Leon County's Investment Policy within the context of the County's Investment Ordinance is intended to set the framework within which the County's investment activities will be conducted. It establishes the parameters for investment activity, which may be further, restricted by the Investment Oversight Committee or by investment staff, and provides parameters to limit risk and ensure a broadly diversified portfolio.

Landfill Rate Stabilization Reserve Policy, No. 03-08

This policy establishes the Solid Waste Stabilization Reserve Fund to provide funding for: planned future capital project expenditures, temporary and nonrecurring unexpected capital projects, accommodation of unexpected program mandates from other governmental bodies, extraordinary operating expenses, and operating expenses in order to stabilize rates. All requests for the use of these funds are limited to the operation of the County's landfill and transfer station and must be Board approved.

Discretionary Funding Guidelines Ordinance No. 06-34

This ordinance governs the allocation of discretionary funds and provides the Board a maximum amount of annual funding available in each of the following categories: (a) Community Human Services Partnership Fund (CHSP); (b) Community Human Services Partnership-Emergency Fund; (c) Commissioner District Budget Fund; (d) Mid-Year Fund; (e) Non-Departmental Fund; and (f) Youth Sports Teams Fund. The funding for the purposes set forth in this ordinance shall be subject to an annual appropriation by the Board in accordance with this Ordinance.

Reserves Policy, No. 07-2

This policy establishes funding for: general revenue emergency reserves, un-appropriated reserve for cash balance, minimum and maximum amounts of fund balance, funding for authorized mid-year increases, unexpected increases in the cost of existing levels of service, temporary and nonrecurring funding for unexpected projects, local match for public or private grants, offset losses, and unexpected program mandates. It establishes authorized forms and procedures to be used by outside agencies or individuals, set forth procedures and evaluation criteria of funding.

County Financial Policies & Ordinances

Policy for Industrial Development Revenue Bond Financing: Policy No. 81-1

It shall be the policy of the Board of County Commissioners of Leon County, Florida, that:

Industrial Development Revenue Bond (IDRB) financing will be considered as an inducement to local and new prospective business expansion and relocation as a means to promote the diversification and expansion of the local economy, subject to the following conditions:

1. Information and application requirements of the County are completely and accurately met.
2. All fees and charges are paid, if and when assessed.
3. The project, consisting of land acquisition, construction, renovation and/or equipment purchases, has not begun prior to IDRB financing approval.
4. The project complies with all federal, state and local laws with regard to industrial development revenue bond financing eligibility.
5. Except in unusual circumstances, the Board will give priority consideration for IDRB financing to an industrial or manufacturing plant.

Policy for Accounting and Reporting: Policy No. 92-4

It shall be the policy of the Board of County Commissioners of Leon County, Florida, that: The County will establish accounting and reporting systems to:

1. Maintain accounting and reporting practices in conformance with the Uniform Accounting System of the State of Florida and Generally Accepted Accounting Principles (GAAP).
2. Maintain accounting system records on a basis consistent with the accepted standards for local government accounting according to Governmental Accounting and Financial Reporting (GAFR), the National Council on Governmental Accounting (NCGA), and the Governmental Accounting Standards Board (GASB).
3. Provide regular monthly financial reports that include a summary of activity for all funds.
4. Provide regular monthly trial balances of line item financial activity by type of revenue and expenditure.
5. Ensure that an annual financial and compliance audit of the County's financial records is conducted by an independent firm of certified public accountants whose findings and opinions are published and available for public review.
6. Provide that the Office of Management and Budget (OMB) will submit to the County Commission quarterly reports on the operating condition of the County and, where applicable, to identify possible trends and, where necessary, to recommend options for corrective action.
7. Seek, annually, the Government Finance Officers Association (GFOA) Certificate of Achievement in Financial Reporting and the GFOA's annual budget award.

Policy for Revenues: Policy No. 92-5

It shall be the policy of the Board of County Commissioners of Leon County, Florida, that:

The County will establish revenue practices to:

1. Provide that the County seek out and maintain a diversified revenue system to protect it from fluctuations in any one revenue source.
2. Provide that fees charged in enterprise operations will be calculated at a level which will support all direct and indirect costs of the enterprise.
3. Ensure that the County does not accept any revenue source whose terms of acceptance or collection may negatively affect the County.

Policy for Fiscal Planning: Policy No. 93-44

It shall be the policy of the Board of County Commissioners of Leon County, Florida that: Policy No. 93-44, adopted by the Board of County Commissioners on April 10, 1993, is hereby repealed and superseded, and a new policy is hereby adopted in its place, to wit:

County Financial Policies & Ordinances

The County will establish fiscal planning practices to:

1. Provide that the annual operating and capital budget for Leon County shall be developed in conformity with the Tallahassee-Leon County Comprehensive Plan by the Office of Management and Budget, under the advisement of the County Administrator and adopted as provided in State law by a majority vote of the Board of County Commissioners presiding in a public hearing.
2. Provide for the development and annual review of a capital improvement budget. This budget shall contain a 5-year plan for acquisition and improvement of capital investments in the areas of facilities, transportation, equipment, and drainage. This budget shall be coordinated with the annual operating budget.
3. Provide that the Board of County Commissioners will continue to reflect fiscal restraint through the development of the annual budget. In instances of forthcoming deficits, the Board will either decrease appropriations or increase revenues.
4. Provide that the County will strive to better utilize its resources through the use of productivity and efficiency enhancements while at the same time noting that the costs of such enhancements should not exceed the expected benefits.
5. Provide that expenditures which support existing capital investments and mandated service programs will be prioritized over those other supporting activities or non-mandated service programs.
6. Provide that the County Administrator shall be designated Budget Officer for Leon County and will carry out the duties as set forth in Ch.129, F.S.
7. Provide that the responsibility for the establishment and daily monitoring of the County's accounting system(s), shall lie with the Finance Division of the Clerk of the Circuit Court, and that the oversight of investment and debt management for the government of Leon County shall lie with the Board of County Commissioners.
8. Annually, prior to March 1, the Board of County Commissioners will:
 - A. Establish a budget calendar for the annual budget cycle.
 - B. Confirm the list of permanent line item funded agencies that can submit applications for funding during the current budget cycle.
 - C. Provide direction to staff on additional appropriation requests that should be considered as part of the tentative budget development process.
9. Provide that this policy shall be reviewed annually by the Board of County Commissioners to ensure its consistency and viability with respect to the objectives of the Board and its applicability to current state law and financial trends.

Policy for Dues and Memberships:

Policy No. 93-46

It shall be the policy of the Board of County Commissioners of Leon County, Florida, that: Policy No. 77-7, adopted by the Board of County Commissioners on June 21, 1977, is hereby repealed and superseded, and a new policy is hereby adopted in its place, to wit:

Organizations to which dues and memberships are paid for a County employee by Leon County shall be listed in a department's/division's annual budget request submission to the Office of Management and Budget and reviewed for their appropriateness to the employee's job responsibilities with final denial/approval of such membership(s) by the County Administrator or his/her designee during the development phase of the tentative budget. Any request for County-paid employee memberships made during the fiscal year shall be submitted to the Office of Management and Budget for review with final denial/approval by the County Administrator. All memberships paid by the County for its departments/divisions shall follow the same review and approval process as that of a County Employee as outlined in this policy.

Policy for Debt Management and Other Investments:

Policy No. 93-47

It shall be the policy of the Board of County Commissioners of Leon County, Florida that: Policy No. 92-6, adopted by the Board of County Commissioners on March 10, 1992, is hereby superseded and repealed, and a new policy is hereby adopted in its place, to wit: Debt management and investment practices are established to:

1. Ensure that capital projects financed through the issuance of bonds will not be financed for a period that exceeds the useful life of the project or the life of the supporting revenue source.

County Financial Policies & Ordinances

2. Ensure that interest, operating or maintenance expenses will be capitalized only for facilities or enterprise activities and will be limited to those expenses encumbered prior to the actual operation of the facility or its improvement.
3. Provide that debt for Leon County, Florida shall be limited to an amount which will not prevent the County from maintaining sources of available revenues for service of debt at 135% of annual debt service. The State of Florida does not mandate legal debt limitation for local governments.
4. Provide that the County will limit its investments to only the safest types of securities, to include those backed by the U.S. Government or its agencies and those which provide insurance or the legally required backing of the invested principal.
5. Provide that, unless market conditions otherwise require, not more than fifteen (15) percent of the County's investment portfolio shall be placed in any one institution other than those securities issued or guaranteed by the U.S. Government or its agencies or the State Board of Administration of the State of Florida.
6. Provide that the investment portfolio of Leon County, Florida must be structured in such a manner to provide sufficient liquidity to pay obligations as they become due. The investment portfolio shall be diversified by type of investment, issuer, and dates of maturity in order to protect against fluctuations in the market economy. At least fifteen percent (15%) of the County's portfolio shall be kept in liquid investments which are available on a daily basis, without loss of principal.
7. Provide that the clear title to principal and collateral backing for all investments shall be maintained by Leon County, in the County's own bank, or a third party agent under agreement to the County.
8. Provide that the Board of County Commissioners seeks to optimize return on investments within the constraints of safety and liquidity. The purchase and sale of securities shall be at competitive prices based on market conditions.
9. Provide that Leon County will use only major banks, brokers or dealers which have been selected after review of their qualifications, size, capitalization, inventories handling and reputation.
10. Provide that Leon County will not place funds with any institution which is less than three (3) years old.
11. Provide that the Board shall adopt a plan by October 1 of each year to govern the policies and procedures for the investment of surplus funds of the County based on the criteria as set forth in the County's Investment Ordinance for Surplus Funds, No. 93-3.
12. Provide that collateral shall be required for any re-purchase agreement, not covered under Chapter 280, Florida Statutes. Collateral placed for any re-purchase agreement will be governed by the same terms as those defined in the County's Investment Ordinance for Surplus Funds, No. 93-3.
13. Provide that the County shall establish a County Investment Oversight Committee whose membership and duties shall be governed by the provisions as set forth in the County's Investment Ordinance for Surplus Funds, Policy No. 93-3.

Policy for Amending the Budget Policy No. 97-11

The County will establish practices for the operation and amending of the annual budget to:

1. Provide that all amendments/transfers of funds will first be reviewed by the director(s) of the requesting department/division, followed by a second review by the Office of Management and Budget, prior to submission and subsequent approval/denial by the County Administrator and/or the Board of County Commissioners, as set forth by the following provisions of this policy.
2. Provide that:
 - A. Notwithstanding the provisions of paragraph 1, program managers shall have the flexibility to amend their operating expenditure budgets and personnel services budgets by up to 10 percent of the total on an aggregate basis between line items within programs with a \$50,000 cap, contingent upon approval by the County Administrator;
 - B. The County Administrator delegates to the Office of Management and Budget the responsibility for monitoring and enforcing the provisions of this paragraph based on policies adopted by the Board of County Commissioners.
3. Provide that, in addition to the provisions of paragraph 2, the County Administrator may authorize intrafund transfers up to \$250,000.
4. Provide that intrafund transfers greater than \$250,000, and all interfund transfers, must be approved by a majority vote of the Board of County Commissioners.
5. Provide that all requests for use of reserves for contingency must be approved by a majority vote of the Board of County Commissioners.

County Financial Policies & Ordinances

Policy for Carry Forward Program: Policy No. 98-16

It shall be the policy of the Board of County Commissioners of Leon County, Florida, that Policy No. 94-8, entitled "Carry Forward Program" and adopted by the Board of County Commissioners on December 13, 1994, is hereby repealed and superseded, and a new policy is hereby adopted in its place, to wit:

The Carry Forward Program provides budget incentives to managers to improve financial management effectiveness and accountability. The program allows managers to carry forward into the ensuing fiscal year a portion of, or all, of the unexpected end-of-year funds for identifiable projects which will result in increased productivity, cost savings and/or increased efficiency. Those projects which receive the County Administrator's approval will be presented to the Board of County Commissioners prior to November 1 of each year.

A. Eligibility Requirements

The department manager must submit the program proposal to the Office of Management & Budget (OMB) no later than the deadline established by OMB. The proposal must include financial savings estimated based on the most recent financial data available. The department manager must clearly indicate in the Carry Forward Program how the County will realize an increase in productivity, save money or increase efficiency by approving the proposal.

Any request that was denied during the budget review process will be forwarded directly to the County Administrator for special review. The County Administrator will provide further direction to OMB.

Note: Those projects which were funded by the Board in the current fiscal year, and which were not completed, are not affected by this program. In such case, the manager must submit a "Carry Forward Request Form" to the Office of Management & Budget requesting that these funds be added to the budget of the ensuing fiscal year for the sole purpose of completing the projects for which the funds were appropriated in the previous fiscal year. The program must state on the "Carry Forward Request Form" why the project was not completed within the current fiscal year and the anticipated completion date.

B. OMB Responsibilities

The Office of Management & Budget shall review all proposals from department managers. The Office of Management & Budget will be responsible for the program activities listed below.

Verify the total amount of funds eligible to be carried forward into the ensuing fiscal year with the Finance Department.

Review an analysis of the proposed project to determine if it will increase productivity, save tax dollars and/or increase efficiency.

Make a recommendation of approval or denial to the County Administrator.

Notify the program manager in writing of whether the project was accepted or denied within two (2) working days of the County Administrator's final decision.

Policy for Revenues: Financial Advisory Committee: Policy No. 00-1

It shall be the policy of the Board of County Commissioners of Leon County, Florida, that:

In order to ensure that financial matters which come before the Board of County Commissioners have been appropriately and thoroughly reviewed, a Finance Advisory Committee is hereby established which shall be comprised of the Leon County Administrator, the Leon County Attorney, the Director of Public Services, the Office of Management and Budget and the Clerk of Courts' Finance Director.

The Finance Advisory Committee shall review and make recommendations to the Board of County Commissioners on financial matters related to the Board of County Commissioners and all County boards and authorities. Such financial matters may include, but not be limited to, issuance of debt, selection of bond counsel, financial advisory services, bond underwriter services, underwriter counsel and arbitrage rebate compliance services.

County Financial Policies & Ordinances

Leon County Investment Policy: Policy No. 02-12

It shall be the policy of the Board of County Commissioners of Leon County, Florida, that Policy No. 02-12, revised September 2, 2008, is superseded and a revised Policy is hereby adopted, to wit:

It is the policy of the Leon County Finance Division that:

Introduction

The following Investment Policy, within the context of the County's Investment Ordinance, is intended to set forth the framework within which the County's investment activities will be conducted. The Investment Policy establishes parameters for investment activity, which may be further restricted by the Investment Oversight Committee or by investment staff. The Investment Policy provides parameters to limit risk and ensure a broadly diversified portfolio. Upon approval of changes to the Investment Policy, existing holdings which are inconsistent with the requirements are exempt from the new Policy. These holdings will be managed prudently, while efforts are made to bring into compliance with new Policy.

In establishing this Investment Policy, the Board of County Commissioners recognizes the traditional relationship between risk and return and acknowledges that all investments whether they are for one day or years, involve a variety of risks related to maturity, duration, credit, market and reinvestment risk.

When choosing between alternative investments, staff should structure the portfolio based on an understanding of the variety of risks and basic principles of diversification on the structure of the portfolio. With adoption of this Investment Policy, the County recognizes the goals of preservation of principal, maintaining adequate liquidity and ultimately pursuing attractive total return in the portfolio management, in that order. Ongoing portfolio management is to add economic value to a portfolio under circumstances prevailing during the management process. This may necessitate the sale of securities at a loss in order to reduce portfolio risk (without material reduction in return) or to achieve a greater overall return (without assuming material amounts of additional risk) that could have been obtained if the original position had been held.

The Board recognizes the value of external, as well as internal, management. External management is best employed where greater knowledge and skills are required due to either the nature of the investment instruments, the risks associated with longer duration, or the need to closely monitor credit considerations. Internal management is best employed when risks are low, maturity considerations limited, and the ability for external management to enhance yield is limited by low overall interest rates.

I. SCOPE

This Policy applies to all funds held by the County in excess of those required to meet current expenses.

II. GOALS

The goal of the investment program, to the extent feasible, should be:

- A. To ensure that all of the public funds in possession of the County are invested 100% of the time in either interest-earning accounts or interest bearing securities;
- B. To produce investment income and price return (total return) at a level determined to be reasonable based on market dynamics or appropriate benchmarks.

III. INVESTMENT OBJECTIVES

The primary objectives of all investment activities for the County should be safety of principal, maintenance of adequate liquidity, and finally, return maximization.

County Financial Policies & Ordinances

- A. Safety of Principal-This is the foremost investment objective. Investment transactions should seek to keep capital losses to a minimum, whether the result of security defaults or erosion of market value. This is best insured by establishing minimum acceptable credit ratings limiting the portfolio's overall duration setting maximum exposures by sector, defining appropriate levels of diversification and authorized transactions and limiting exceptions.
- B. Maintenance of Adequate Liquidity-A portion of the County's overall portfolio should be maintained very liquid in order to meet operating, payroll, and ongoing capital requirements. Maintaining a core level of assets with the government pools, such as the Treasury Special Purpose Investment Account (SPIA) or other short-term entities, is viewed as the best way of maintaining secure asset values with sound investment practices.

The remainder of the overall portfolio should be managed in such a manner that funds can be liquidated in a reasonable amount of time, recognizing that there are other sources for day-to-day liquidity and that this portfolio is primarily available for income generation within the constraints of this Policy.

- C. Return Maximization-Return is of least importance compared to the safety and liquidity objectives above. Return maximization is to be guided by the predefined and acceptable levels of risk as defined in this Policy.

IV. STANDARDS OF PRUDENCE

The "prudent person" standard shall be applied in the management of the overall investment portfolio. The Clerk and Finance Department employees performing the investment functions, acting as a "prudent person" in accordance with established procedures and this Policy and exercising due diligence, shall be relieved of personal responsibility for an individual security's credit risk or market price changes, provided that appropriate monitoring efforts are performed.

The "prudent person" standard is herewith understood to mean the following:

Investments shall be made with judgment and care, under circumstances then prevailing, which persons of prudence, discretion and intelligence exercise in the management of their own affairs, not for speculation, but for investment, considering the probable safety of their capital as well as the probable income to be derived.

V. ETHICAL STANDARDS

Officers, employees and investment advisor vendors of the Clerk's Office who are involved in the investment process shall refrain from personal business activity that could conflict with State Statutes, County ordinances, proper management of the investment portfolio or which could impair their ability to make impartial investment decisions. Investment officials and employees, including members of the Investment Oversight Committee, shall disclose any material financial interests in any investment firms, or financial institutions that conduct business with the County and shall refrain from undertaking personal investment transactions with the same individual with whom business is conducted on behalf of the County.

Limits of Liability - The County shall provide for the defense and indemnification of any Committee member who is made a party to any suit or proceeding, other than by an action of the County, or against whom a claim is asserted, by reason of their actions taken within the scope of their service as an appointed member of this committee. Such indemnity shall extend to judgments, fines, and amounts paid in settlement of such claim suit, or proceeding, including any appeal thereof. This protection shall extend only to members who have acted in good faith and in a manner, which they reasonably believe to be in, or not opposed to, the best interest of the County.

VI. AUTHORITY

Responsibility for the investment program is vested with the Clerk of the Circuit Court. The Clerk hereby delegates the day-to-day responsibility for the administration of the investment program to the Finance Director. The Finance Director shall maintain an Investment Procedures and Internal Controls Manual based on this Policy. No person may engage in an investment transaction except as stated in the Internal Controls Section of this Policy. The Clerk of the Circuit Court, as part of their responsibility, will establish procedures to implement this Policy and assure compliance.

County Financial Policies & Ordinances

VII. INVESTMENT OVERSIGHT COMMITTEE

The Board is responsible for setting guidelines for the investment of the portfolio through the adoption of this Investment Policy. The Board recognizes that there is an expertise required both for setting the guidelines and the review of performance, which may exceed the technical background of individual commissioners and has, therefore, created the Investment Oversight Committee. This Committee is charged with the responsibility to review this Policy on a regular basis and to recommend changes. The Clerk will provide the Committee with reports in sufficient detail as may be requested by the Committee in order for them to review the performance of the portfolio. The Committee will establish portfolio benchmarks in order to judge the performance of the portfolio with respect to the market and other portfolios of similar size and limitations. The Committee will provide the Board a report as of the close of the fiscal year recapping the performance of the portfolio and any outside managers. The Board or the Committee may request additional meetings to discuss issues of concern or direction.

VIII. EXTERNAL INVESTMENT MANAGERS

The County may utilize external investment managers to assist with management of the portfolio. External management may be employed in situations where, due to limitations in the areas of staff time or expertise or the volume of securities available to the portfolio, such outside resources would be in a better position to overcome such limitations. The securities purchased by the external manager on behalf of the County, or held by the fund in which the assets are invested, must be in compliance with the constraints identified by this Policy with respect to specific instruments, maturity, composition, credit, and diversification. The average duration of the funds managed by any one external manager on behalf of the County as part of the portfolio shall not exceed three years.

External managers are selected through a competitive selection process (an RFP). In making this selection, consideration will be given to past investment performance, fees, assets under management, experience of the firm and the individuals managing portfolios of similar size, complexity and investment restrictions. External managers will be evaluated and retained based upon their investment performance.

IX. SECURITY SELECTION PROCESS

Securities selected for purchase or sale should seek to provide the highest rate of return within all relevant parameters considering current objectives, known needs of the portfolio and limitations of this Policy. Whenever practical, asset purchases and sales will be done through a competitive bid process, attempting to use as many as three bids for each transaction and records of all bids will be kept a minimum of two years. For the external manager, the process for selection of securities and broker firms will be exempt from this Policy.

Overnight Repurchase Agreements and other transactions with maturities at the time of purchase of seven days or less will be exempt from this requirement due to the short duration of the transaction and the inability to effectively bid this on a nightly basis.

X. RISK DIVERSIFICATION AND PORTFOLIO COMPOSITION

The County recognizes that investment risks can result from issuer defaults, market price changes, changes in credit ratings, reinvestment of principal and interest, or various technical complications leading to temporary non-liquidity. Portfolio diversification and maturity limitations are employed as primary methods of controlling risk. Market value shall be the basis for determining portfolio percentages as required for the portfolio.

A. Issuer and Credit Risk

The structure of the portfolio is designed to minimize credit risk. The majority of the securities held will be those of the highest available credit quality ratings. These would include government pools, U. S Government (AAA) securities, and commercial paper, of only the highest applicable rating. Staff will notify the IOC at any time holdings drop below the minimum credit ratings specified in this Policy. The IOC will consider the market environment and make recommendations to hold and continue to monitor the investments or liquidate the investments.

County Financial Policies & Ordinances

To further limit the County's risk against possible credit losses, a maximum of 3% of the total portfolio managed by the County's external manager may be held at any one time in all securities of any corporate entity, inclusive of commercial paper, medium term notes, or corporate notes and bonds.

For purposes of this Policy, the top nationally-recognized credit rating agencies (NRSROs) for all credit-sensitive securities are Moody's Investor Services, Standard and Poor's, and Fitch Investor Services.

B. Maturity and Interest Rate Risk

To meet the day-to-day operating needs of the County and to provide the readily-available cash to meet unforeseen temporary cash requirements, the portfolio shall maintain in liquid investments (defined as repurchase agreements purchased under the terms of the County's depository contract, open repurchase agreements, financial deposit instruments insured by the Federal Deposit Insurance Corporation, banker's acceptance, commercial paper, U S. Treasury direct and agency obligations, all having a maturity of 90 days or less, and the Treasury Special Purpose Investment Account) a minimum balance equal to one-twelfth of the then-current fiscal year's budgeted operating expenditures.

The range of duration for the County's overall portfolio is defined as 0.5 years to 2.5 years. Unusual market or economic conditions may mandate moving the portfolio outside of this range. The Investment Oversight Committee will be convened and will approve any portfolio duration outside of the range specified above.

C. Market Volatility

By establishing maturity or duration limitations on the aggregate portfolio, the County acknowledges its understanding that longer investments generally entail a greater potential for income returns, but at the risk of increased price volatility.

To further provide for capital protection, a volatility range is established wherein the market value of the overall portfolio should be targeted to remain within a range of +/- 5% from the portfolio's par value. If the market value moves outside of this range, the Investment Oversight Committee shall be convened and consulted. A decision shall be made and the County Administrator will be advised of the magnitude of the deviation and the actions to move the portfolio back within the range.

D. Investment Maturity and Liquidity

To the extent possible, an attempt will be made to structure the investment portfolio consistent with expected cash flow requirements. In no event will any security be purchased that has a final maturity or weighted average life (WAL) at the time of purchase exceeding five years.

While investment maturities will not exceed the expected cash flow requirements, they may be shorter. Investments do not necessarily have to be made for the same length of time that the funds are available following the basic investment principals that are listed in Section IX.

XI. INVESTMENT PERFORMANCE AND REPORTING

A quarterly investment report shall be prepared by the Finance Office and provided to the County Administrator and the Investment Oversight Committee. The report shall include a breakdown of the portfolio by sector, maturity, yield, as well as its overall performance during that period with sufficient detail for a comprehensive review of investment activity and performance.

Annually, a recapitulation report will be presented to the Board of County Commissioners ("Board"), which shall include securities in the portfolio by sector, book value, income earned, market value and yield. Performance measurements shall be utilized which are appropriate to the maturity, risk characteristics, investment limitations and size of the portfolio. At a minimum, portfolio performance shall be measured by comparing its year-to-date earnings to an appropriate benchmark.

County Financial Policies & Ordinances

The County Administrator shall be notified immediately of deviations from currently approved investment policies

XII. THIRD-PARTY CUSTODIAL AGREEMENTS

The Clerk will execute a Third Party Custodial Safekeeping Agreement with a depository chartered by the United States Government or the State of Florida. All securities purchased, and/or collateral obtained by the Clerk, shall be properly designated as an asset of the County and held in an account separate and apart from other assets held by the depository. No withdrawal of such securities, in whole or in part, shall be made from safekeeping, except by authorized staff. The Clerk will enter into a formal agreement with an institution of such size and expertise as is necessary to provide the services needed to protect and secure the investment assets of the County.

Securities transactions between a broker-dealer and the custodian involving purchase or sale of securities by transfer of money or securities must be made on a "delivery vs. payment" basis, if applicable, to ensure that the custodian will have the security or money, as appropriate, in hand at the conclusion of the transaction.

The Third-Party Custodial Safekeeping Agreement shall include letters of authority from the Clerk, details as to responsibilities of each party, notification of security purchases, sales, delivery, repurchase agreements, wire transfers, safekeeping and transactions costs, procedures in case of wire failure or other unforeseen mishaps, including the liability of each party.

XIII. MASTER REPURCHASE AGREEMENT

The County will require all approved institutions and dealers transacting repurchase agreements to execute and perform as stated in the Master Repurchase Agreement. All repurchase agreement transactions will adhere to requirements of the Master Repurchase Agreement.

XIV. PERMISSABLE INVESTMENTS

The following are the guidelines for investments and limits on security issues, issuers, and maturities as established by the Clerk (EXHIBIT A). The Clerk or the Clerk's designee (Finance Director) shall have the option to further restrict or increase investment percentages from time to time based on market conditions. Any changes to the portfolio composition guidelines or limits must be in writing from the Finance Director, directed to the appropriate parties and discussed at each quarterly Investment Oversight Committee meeting.

Internal Investments

- A. The Local Government Surplus Trust Fund (SBA) and Treasury Special Purpose Investment Account (SPIA).
A maximum of 50% and 15% of the portfolio may be invested in the SBA and SPIA, respectively.
- B. The Florida Local Government Investment Trust (FLGIT) and the Florida Municipal Investment Trust (FMIvT).
A maximum of 15% of the portfolio may be invested in-FLGIT and in each of the FMIvT pools.
- C. Constant Net Asset Value Money Market Mutual Funds (U.S. Government Securities, Repurchase Agreements, Commercial Paper and Bankers' Acceptances)
 1. Investments may be made in SEC qualified constant net asset value fixed income money market mutual funds rated AAAM or AAAg comprised of only those investment instruments as authorized in this Section XIV Portfolio Composition, provided that such funds do not allow derivatives.
- D. Financial Deposit Instruments
For funds that are initially deposited in a qualified public depository, the selected depository may arrange for depositing funds in financial deposit instruments insured by the Federal Deposit Insurance Corporation in one or more federally insured banks or savings and loan associations wherever located for the account of Leon County Board of County Commissioners.

County Financial Policies & Ordinances

1. A maximum of 30% of the portfolio may be invested in financial deposit instruments.
2. The maximum maturity on any certificate shall be no greater than two years from the time of purchase with the average maturity of all financial deposit instruments no greater than one year.

External Investments

E. Repurchase Agreements

1. Investments may be made in repurchase agreements comprised of only those investments as authorized in Sections XIV. H, I, and J, and based on the requirements set forth in the Clerk's Master Repurchase Agreement.
 - a. All firms with whom the Clerk enters into repurchase agreements will have in place and executed a Master Repurchase Agreement.
 - b. All repurchase agreements with a term longer than one business day will have the collateral held by a third party custodian.
 - c. The collateral held pursuant to a repurchase agreement shall have a maturity of less than five years and must have a mark-to-market value of 102 percent during the term of the repurchase agreement. A maximum of 15% of the external portfolio may be invested in repurchase agreements with the exception of one business day agreements and overnight sweep agreements.
2. A maximum of 5% of the external portfolio may be invested with any one institution or dealer with the exception of one business day agreements.
3. The maximum length to maturity of any repurchase agreement is 60 days from the date of purchase.

F. Bankers' Acceptances

1. Investments may be made in bankers' acceptances which are inventory based and issued by a bank, which has at the time of purchase, an unsecured, uninsured and un-guaranteed obligation rating of at least "Prime-1" and "A" by Moody's and "A-1" and "A" by Standard & Poor's.
2. A maximum of 15% of the external portfolio may be directly invested in bankers' acceptances at time of purchase.
3. A maximum of 5% of the external portfolio may be invested with any one issuer.
4. The original maturity of the security must be 270 days or less.

G. Commercial Paper

1. Investments may be made in commercial paper of any United States company, which is rated at the time of purchase, "Prime-1" by Moody's and "A-1" by Standard & Poor's (prime commercial paper).
2. A maximum of 20% of the external portfolio may be directly invested in prime commercial paper at time of purchase.
3. A maximum of 5% of the external portfolio may be invested with any one issuer.
4. The maximum length to maturity for prime commercial paper shall be 270 days.

H. United States Government Securities

1. Investments may be made in negotiable direct obligations or obligations the principal and interest of which are unconditionally guaranteed by the United States Government. Such securities will include, but not be limited to, the following: Treasury and Cash Management Bills, State and Local Government Series (SLGS), Notes, Bonds Treasury Strips, and Treasury Inflation Protected Securities (TIPS).
2. The external portfolio can be composed of up to 100% of these investments.
3. The maximum final maturity of any direct investment in all the various forms of direct government guaranteed securities is 10 years, except for the underlying securities of repurchase agreements.

County Financial Policies & Ordinances

- I. United States Federal Agencies (full faith and credit of the U.S. Government)
1. Investments may be made in bonds, debentures or notes issued or guaranteed by United States Government agencies, provided such obligations are backed by the full faith and credit of the United States Government. Such securities are limited to the following: Small Business Administration, United States Department of Agriculture, United States Export-Import Bank, direct obligations or fully guaranteed certificates of beneficial ownership, Farms Home Administration, Federal Financing Bank, Federal Housing Administration Debentures, General Services Administration Participation Certificates, United States Maritime Administration Guaranteed, Title XI Financing, New Communities Debentures, United States Government guaranteed debentures, U. S. Public Housing Notes and Bonds, U.S. Government guaranteed public housing notes and bonds, U.S. Department of Housing and Urban Development Project notes and local authority bonds.
 2. Agencies backed by the full faith and credit of the U.S. Government may comprise 100% of the external portfolio.
 3. A maximum of 20% of the external portfolio may be invested in each of the above listed Federal Agencies.
 4. A maximum final maturity for an investment in any United States Government agency security is five years.
- J. Federal Instrumentalities (United States Government Agencies which are non-full faith and credit)
1. Investments may be made in bonds, debentures or notes issued or guaranteed by United States Government sponsored agencies (Federal Instrumentalities) which are non-full faith and credit agencies limited to the following: Federal Farm Credit Bank (FFCB), Federal Home Loan Bank or its district banks (FHLB), Federal National Mortgage Association (FNMA), Federal Home Loan Mortgage Corporation (FHLMC), including participation certificates and Tennessee Valley Authority_(TVA).
 2. A maximum of 45% of the external portfolio may be invested in Federal Instrumentalities.
 3. A maximum of 15% of the external portfolio may be invested in any one issuer.
 4. The maximum final maturity for an investment in any Federal Instrumentality is five years.
- K. Corporate Debt Securities
1. Investments may be made in notes, medium term notes, discount notes and variable-rate securities issued by any corporation, provided that such instrument is rated A or better by at least two NRSROs, at time of purchase.
 2. All corporate transactions must be payable in U.S. dollars.
 3. A maximum of 25% of the external portfolio may be invested in corporate fixed income securities.
 4. A maximum of 3% of the external portfolio may be invested with any one issuer.
 5. The maximum length to maturity for an investment fixed income security is five years.
- L. Municipal Bonds
1. Investments may be made in notes or bonds issued by governmental entities or territorial boundaries of the United States, provided that such instrument is rated A or better by at least one NRSRO.
 2. A maximum of 35% of the external portfolio may be invested in municipal securities at time of purchase.
 3. A maximum of 3% of the external portfolio may be invested with any one issuer.
 4. The maximum length to maturity for any municipal security is five years.
- M. Mortgage-Backed Securities (MBS)
1. A maximum of 35% of the external portfolio may be invested in MBS securities at time of purchase.
 2. Only agency-collateralized (FNMA, FHLMC and GNMA) MBS, including collateralized mortgage obligations (CMOs) may be purchased.
 2. The maximum external portfolio percentage for any one agency collateralized MBS/CMO pool is 5%.
 3. Maximum expected average life at the time of purchase for any MBS security shall not exceed five years.

County Financial Policies & Ordinances

- N. Asset-Backed Securities (ABS)
1. A maximum of 5% of the external portfolio may be invested in ABS securities at time of purchase.
 2. Minimum credit rating for ABS securities must be at least AA- by at least two NRSRO, at the time of purchase.
 3. The maximum external portfolio percentage for any one ABS transaction is 1.5%.
 4. No more than 3% of the external portfolio may be allocated to any one subsector of the ABS market.
 5. Maximum expected average life at the time of purchase for any ABS security shall not exceed five years.
- O. Commercial Mortgage-Backed Securities (CMBS)
1. A maximum of 8% of the external portfolio may be invested in CMBS securities, at time of purchase.
 2. Only agency-collateralized CMBS may be purchased.
 3. The maximum external portfolio percentage for any one agency collateralized CMBS pool is 3%.
 4. Maximum expected average life at the time of purchase for any CMBS security shall not exceed five years.

XV. ADDITIONAL PORTFOLIO LIMITATIONS

- A. The maximum combined portfolio allocation to MBS, CMBS and ABS securities is 45% at time of purchase.
- B. The maximum combined portfolio allocation to corporate debt and municipal securities is 45% at time of purchase.
- C. Portfolio securities may be purchased in either fixed or floating-rate form.

XVI. PROHIBITED INVESTMENTS

There shall be no investments in:

- A. Securities of foreign issuers that are non-U.S. dollar denominated investments;
- B. Private placements debt issues;
- C. Commodities, futures or options contracts;
- D. Short sales or margin transactions;
- E. Limited partnerships;
- F. Interest Only (IO) and Principal Only (PO) Mortgages;
- G. Fixed income securities of the investment manager, including their parents or subsidiaries;
- H. Any form of fixed income securities which would generally be considered derivatives, excluding CMOs.

XVII. INTERNAL CONTROLS

The Treasury Manager shall establish and monitor a set of written internal controls designed to protect the County's funds and ensure proper accounting and reporting of the securities transactions. Such internal controls shall include, but not be limited to, the following:

- A. All securities purchased or sold will be transferred only under the "deliver versus payment" (DVP) method to insure that funds or securities are not released until all criteria relating to the specific transaction are met.
- B. The Investment Officer or authorized Finance staff will accept, on behalf of and in the name of Leon County, bank trust receipts or confirmations as evidence of actual delivery of the obligations or securities in return for investment of funds.
- C. Trust receipts or confirmations shall fully describe the various obligations or securities held. The receipt or confirmation shall state that the investment is held in the name of Leon County.
- D. The actual obligations or securities, whether in book-entry or physical form, on which trust receipts or confirmations are issued, may be held by a third-party custodial bank and/or institution or a designated correspondent bank which has a correspondent relationship to the Clerk's third-party custodian.

County Financial Policies & Ordinances

- E. Other internal controls such as:
 - 1. Written documentation of telephone transactions.
 - 2. Adequate separation of duties.
 - 3. Custodial safekeeping.
 - 4. Supervisory control of employee actions and operations review.
 - 5. Performance evaluations and reporting, interim and annual.
- F. All daily investment activity is performed by the Investment Officer under supervision of the Finance Director.
- G. Internal controls shall be reviewed by independent auditors engaged by the County as part of their financial audit.

XVIII. INVESTMENT STRATEGIES

Within the constraints of this Policy, the Clerk will be responsible for developing an investment strategy. This will be discussed with members of the Investment Oversight Committee and will address changes in the duration of the portfolio, the slope of the yield curve, spreads between various investment instruments, and actions by the Federal Reserve Board or other federal agencies which might influence investment decisions.

The Clerk will solicit suggestions and comments from the Committee with respect to making strategic investment decisions. In implementing these strategies, the Clerk will communicate with the external manager as to how they are repositioning their portfolio and coordinate directions.

Generally, the dollars managed externally will be of longer duration and more sophisticated instruments therefore, one of the tools the Clerk will use to implement their strategic decisions will be to increase or decrease the dollars being managed. The Clerk will seek to implement investment strategies that will maximize long-term returns and mitigate interest rate volatility. The resources and sophistication to actively manage the portfolio on a daily basis is not available and the portfolio will not be involved in regular short term day trading activity. The portfolio will be repositioned within a narrow band in terms of both maturity and security selection and only in unusual times will major changes occur.

XIX. CONTINUING EDUCATION

The Clerk, Finance Director and other staff responsible for making investment decisions must annually complete eight hours of continuing education in subjects or courses of study related to investment practices and products

XX. POLICY REVIEW AND AMENDMENT

This Policy shall be reviewed annually by the Investment Oversight Committee and any recommended changes will be presented to the Board of County Commissioners for adoption.

County Financial Policies & Ordinances

LEON COUNTY INVESTMENT POLICY 02-12 **EXHIBIT A**

IP Section	Authorized	Security Type	Portfolio Sector Maximum	Subsector Maximum	Per Issuer Maximum	Maximum Maturity/WAL Limit	Quality Minimum
XIV. A.	IM	Treasury Special Purpose Investment Account (SPIA) Local Government Surplus Funds Trust Fund	15% / 50%	NA	NA	NA	NA
XIV. B.	IM	FL Local Government Investment Trust (FLGIT) or the FL Municipal Investment Trust (FMIVT)	15% each Pool	NA	NA	NA	NA
XIV. C.	IM	Constant Net Asset Value Money Market Mutual Funds	100%	NA	NA	NA	SEC-qualified, must hold investments allowed by this Policy
XIV. D.	IM	Financial Deposit Instruments insured by the FDIC	30%	NA	NA	2-Year Mat; 1 Year Avg Maturity	Public Dep. Act
XIV. E.	EM	Repurchase Agreements	15%, if longer than 1-Day	NA	5.0%	60-Days	Requires Master Repo Agreement
XIV. F.	EM	Bankers' Acceptances	15%	NA	5.0%	270-Days	A1/P1 by 2 NRSRO
XIV. G.	EM	Commercial Paper	20%	No ABCP	5.0%	270-Days	A1/P1 by 2 NRSRO
XIV. H.	EM	United States Government Securities	100%	NA	NA	10-Year Maturity	NA
XIV. I.	EM	United States Federal Agencies (full faith and credit)	100%	NA	20.0%	5-Year Maturity	NA
XIV. J.	EM	Federal Instrumentalities (Non-full full faith and credit)	45%	NA	15.0%	5-Year Maturity	NA
XIV. K.	EM	Corporate Debt Securities	25%	NA	3.0%	5-Year Maturity	A3/A- by 2 NRSRO
XIV. L.	EM	Municipal Bonds	35%	NA	3.0%	5-Year Maturity	A3/A- by 1 NRSRO
XIV. M.	EM	Mortgage-Backed Securities (MBS), including CMOs	35%	Agency-only	5.0%	5-Year WAL	Agency
XIV. N.	EM	Asset-Backed Securities (ABS)	5%	3%	1.5%	5-Year WAL	Aa3/AA- by 2 NRSRO
XIV. O.	EM	Commercial Mortgage-Backed Securities (CMBS)	8%	Agency-only	3.0%	5-Year WAL	Agency

EM=External Managers-limits apply to external portfolio

IM=Internal Management-limits apply to combined internal and external portfolios.

OTHER

The maximum combined portfolio allocation to MBS, CMBS and ABS securities is 45% at time of purchase.

The maximum combined portfolio allocation to corporate debt and municipal securities is 45% at time of purchase.

Portfolio securities may be purchased in either fixed or floating-rate form.

County Financial Policies & Ordinances

Policy for Landfill Rate Stabilization Reserve: Policy No. 03-08

It shall be the policy of the Board of County Commissioners of Leon County, Florida, that Policy No. 94-1, "Policy for Landfill Rate Stabilization Reserve," adopted by the Board of County Commissioners on February 8, 1994 is hereby repealed and superseded, and a new policy entitled "Solid Waste Rate Stabilization Reserve Fund" is hereby adopted in its place. It shall be the policy of the Board of County Commissioners of Leon County, Florida that:

1. The Solid Waste Rate Stabilization Reserve Fund is established to provide the following:
 - a. To accumulate funding for planned future capital project expenditures;
 - b. Funding for temporary and nonrecurring unexpected capital projects;
 - c. Funding to accommodate unexpected program mandates from other governmental bodies;
 - d. Funding for extraordinary operating expenses.
 - e. Funding for operating expenses in order to stabilize rates.
2. Use of funds from the Solid Waste Rate Stabilization Reserve Fund will be limited to operation of the landfill and transfer station.
3. The Board of County Commissioners must approve requests for use of Rate Stabilization Reserve Fund. The Board will use the procedures and evaluation criteria set forth in this policy. Such requests will be evaluated in insure consistency with other Board policy; the urgency of the request; the scope of services to be provided; the short- and long-term fiscal impact of the request; a review of alternative methods of funding or providing the services; a review for duplication of services with other agencies; a review of efforts to secure non-County funding; a discussion of why funding was not sought during the normal budget cycle; and a review of the impact of not funding or delaying funding to the next fiscal year.
4. The Rate Stabilization Reserve Fund will be budgeted at the excess of revenues over expenditures after the requirements of the balance needed in the Contingency Reserve and Closure Reserve are met. The Rate Stabilization Reserve Fund shall be separate from the Contingency Reserve and Closure Reserve.
5. The County's budget will be amended at such time as the County Commission, by majority vote, authorizes the use of reserves. All requests to the County Commission for the use of Rate Stabilization Reserve Fund shall be accompanied by an addendum prepared by OMB showing the year-to-date activity on the reserves account as well as the current account balance and the net effect on the account of approving the use of reserves.
6. As used in this document, the term "Fund" does not require the establishment of a self-balancing set of accounts, but rather indicates a separate account established within the Solid Waste Enterprise Fund.

Ordinance for Discretionary Funding Guidelines: Ordinance No. 06-34

Section 2-600 Application of Article

This article shall govern the allocation of discretionary funds and provide the Board a maximum amount of annual funding available in each of the following fund categories: Community Human Services Partnership Fund, Community Human Services Partnership – Emergency Fund, Commissioner District Budget Fund, Midyear Fund, Non-Departmental Fund, and Youth Sports Teams Fund.

Section 2-601 Annual Appropriation

Funding for the purposes set forth in this article shall be subject to an annual appropriation by the Board in accordance with this article.

Section 2-602 Definitions

The following words, terms, and phrases, when used in this article, shall have the meanings ascribed to them in this section, except where the context clearly indicates a different meaning.

- *Community Human Services Partnership Fund* shall mean funds eligible for allocation to social service programs.
- *Community Human Services Partnership – Emergency Fund* shall mean funds eligible for allocation for one time funding to meet an emergency situation.
- *Commissioner District Budget Fund* shall mean funds eligible for allocation to each Commissioner for activities relating to his or her district or the County at large.

County Financial Policies & Ordinances

- *Emergency Situation* shall mean those exigent circumstances that would prohibit or severely impact the ability of a currently funded Community Human Services Partnership (CHSP) agency to provide services.
- *Midyear Fund* shall mean funds eligible for allocation for requests that occur outside of the regular budget process.
- *Non-Departmental Fund* shall mean funds eligible for allocation for non-profit entities that are included, by direction of the Board, as part of the regular adopted budget.
- *Non-Profit* shall mean an entity that has been designated as a 501(c)(3) eligible by the U.S. Internal Revenue Services and/or registered as a non-profit entity with the Florida Department of State.
- *Youth Sports Teams Fund* shall mean funds eligible for allocation for temporary and nonrecurring youth sporting events such as tournaments and playoffs, and events recognizing their accomplishments.

Section 2-603

- (a) The County Administrator or his designee is authorized to develop forms and procedures to be used by a non-profit, group or individual when submitting a request for funding consistent with the provisions herein.
- (b) The County Administrator or his designee shall establish a process for evaluating request for funding made pursuant to this article.

Section 2-604

- (a) *Community Human Services Partnership Program Fund*
 - (1) Non-profits eligible for Community Human Services Partnership (CHSP) funding are not eligible for funding in any other county government-funding category, except when requesting funding for an activity that is not CHSP eligible, such as capital improvements.
 - (2) Annually, as part of the budget process, the Board shall confirm the allocation of funding set aside for the Community Human Services Program.
- (b) *Community Human Services Partnership Program – Emergency Fund.*
 - (1) Non-profits that are funded through the CHSP process are eligible to apply for emergency, one time funding through the Community Human Services Partnership Program – Emergency Fund.
 - (2) Annually, as part of the budget process, the Board shall confirm the allocation of funding set aside for the Community Human Services Partnership Program – Emergency Fund.
 - (3) These funds are available to any agency that is currently funded through the CHSP process.
 - (4) The request for emergency funding shall be made at a regular meeting of the Board. If deemed appropriate, the request for emergency funding shall then go before a CHSP sub-committee consisting of members from the CHSP review boards of each of the partners (Leon County, the City of Tallahassee, and the United Way of the Big Bend.) The sub-committee shall determine if the situation would qualify as an Emergency Situation and what amount of financial support would be appropriate. The CHSP shall then make a recommendation to the County Administrator, who is authorized to approve the recommendation for funding.
 - (5) In the event the Board does not meet in a timely manner, as it relates to an agency's request, the County Administrator shall have the authority to appropriate expenditures from this account.
- (c) *Commissioner District Budget Fund*
 - (1) Annually, as part of the budget process, the Board shall determine the allocation of funding set aside for the Commissioner District budgets.
 - (2) Allocation of funding set aside for the Commissioner District Budget Fund.
 - (3) Expenditures shall only be authorized from this account at a regular meeting of the Board.
- (d) *Midyear Fund*
 - (1) Non-profits, groups or individuals that do not fit into any of the other categories of discretionary funding as outlined in this article are eligible to apply for midyear funding.
 - (2) Annually, as part of the budget process, the Board shall determine the allocation of funding set aside for the Midyear Fund.
 - (3) In the event the Board does not meet in a timely manner, as it relates to a funding request, the County Administrator shall have the authority to appropriate expenditures from this account. Such action is thereafter required to be ratified by the Board.

County Financial Policies & Ordinances

(e) Non-Departmental Fund

- (1) Non-profits eligible for non-departmental funding are not eligible for funding in any other category. Eligible funding activities in this category are festivals and events and outside service agencies.
- (2) Annually, as part of the budget process, the Board shall determine the allocation of funding set aside for the Non-Departmental Fund.
- (3) Non-profits eligible for funding through the Cultural Resources Commission (CRC) Leon County Grant Program (funded through the non-departmental process) are not eligible for funding in any other category.

(f) Youth Sports Teams Fund

- (1) Non-profits or athletic teams of the Leon County school system that are eligible for the County's Youth Athletic Scholarship Program are not eligible for funding pursuant to this Article.
- (2) Annually, as part of the budget process, the Board shall determine the amount of funding pursuant to this Article.
- (3) The award for Youth Sports Teams shall not exceed \$500 per team.
- (4) Youth Sports Teams requesting funding from the Board shall first submit their requests in writing to the County Administrator or his or her designee for review and evaluation the request must include certified documentation establishing the legitimacy of the organization.
- (5) Funding will be allocated on a first-come, first-serve basis. In the event that more than one request is received concurrently when the fund's balance is reduced to \$500, the remaining \$500 will be divided equally among the applicants meeting the evaluation criteria.
- (6) Applicants must have participated in a City, County, or school athletic program during the year in which funding is sought.
- (7) Team participants must be 19 years of age or younger.
- (8) The requested funding shall support post-season activity, e.g., tournaments, playoffs, or awards banquets associated with extraordinary performance.
- (9) In the event the Board does not meet in a timely manner, as it related to a Youth Sports Teams' request, the County Administrator shall have the authority to appropriate expenditures from this account. Such action is thereafter required to be ratified by the Board.

(g) Appropriation Process Annually, prior to March 1, the Board shall:

- (1) Determine the amount of funding set aside for each funding category identified in this Article;
- (2) Determine the list of permanent line item funded entities that can submit applications for funding during the current budget cycle; and
- (3) Provide direction to staff on additional appropriation requested that should be considered as part of the tentative budget development process.

Section 2. Conflicts.

All ordinances or parts of ordinances in conflict with the provisions of this ordinance are hereby repealed to the extent of such conflict, except to the extent of any conflicts with the Tallahassee-Leon County 2010 Comprehensive Plan as amended, which provisions shall prevail over any parts of this ordinance which are inconsistent, whether in whole or in part, with the said Comprehensive Plan.

Section 3. Severability.

If any word, phrase, clause, section or portion of this ordinance shall be held invalid or unconstitutional by a court of competent jurisdictions, such portion or words shall be deemed a separate and independent provision and such holding shall not affect the validity of the remaining portions thereof.

Section 4. Effective Date

This Ordinance shall have effect upon becoming law. DULY PASSED AND ADOPTED BY the Board of County Commissioners of Leon County, Florida, this 14th day of November, 2006.

County Financial Policies & Ordinances

Reserve Policy: Policy No. 07-2

It shall be the policy of the Board of County Commissioners of Leon County, Florida, that:

Policy No. 07-2, "Reserves", adopted by the Board of County Commissioners on July 10, 2007, is hereby superseded, and a revised policy is hereby adopted in its place, to wit:

1. Emergency Reserves

- a. The general revenue emergency reserves will be maintained at an amount not to be less than 3% and to not exceed 8% of projected general fund and fine and forfeitures fund operating expenditures for the ensuing fiscal year.
- b. A Catastrophe Reserve will be maintained at 2% of the general fund and fine and forfeiture fund operating expenditures for the ensuing fiscal year. The Catastrophe Reserve will provide immediate cash flow for staff overtime, equipment, contractual support and materials/supplies in the event of a natural disaster. In the event of a declared local state of emergency, the County Administrator is authorized to utilize the Catastrophe Reserve to pay Leon County solid waste and Leon County building/growth fees for eligible residents for the purpose of debris removal and home restoration/reconstruction. To be eligible, residents must demonstrate that all other means (including, but not limited to: FEMA Individual Assistance, property insurance) have been exhausted prior to seeking County assistance.
- c. The reserve for contingency is separate from the reserve for cash balances.
- d. Annually, the Board will determine an appropriate amount of reserve for contingency to be appropriated as part of the annual budget. Any funds not included in the budget under this category will be included as part of the unreserved fund balance.

2. Reserve for Cash Balances

- a. The County will maintain an annual unappropriated reserve for cash balance at a level sufficient to maintain adequate cash flow and to eliminate the need for short-term borrowing.
- b. The unappropriated fund balance shall be no less than 10% and no greater than 20% of projected general fund and fine and forfeiture fund operating expenditures.
- c. The reserve for cash balance shall be separate from the emergency reserves.
- d. All major funds will retain sufficient cash balances to eliminate the need for short-term borrowing.

3. Utilization of Fund Balance

- a. As part of the annual budget process, a determination will be made of the minimum and maximum amounts of fund balance available based on the requirements set forth in Sections 1 and 2.
- b. Funds in excess of the minimums established can be utilized to support one time capital project funding and/or other one-time expenditures to address unforeseen revenue shortfalls.

4. Budgeted Contingency Reserve

Budgeted Reserve for Contingency reserves, are established to provide the following:

- a. Funding for authorized mid-year increases to adopted levels of service.
- b. Funding for unexpected increases in the cost of providing existing levels of service.
- c. Temporary and nonrecurring funding for unexpected projects.
- d. Funding of a local match for public or private grants.
 - d. Funding to offset losses in revenue caused by actions of other governmental bodies.

County Financial Policies & Ordinances

- f. Funding to accommodate unexpected program mandates from other governmental bodies.

5. Procedures

- a. The County Administrator is authorized to develop forms and procedures to be used by outside agencies or individuals or County agencies in submitting their requests for use of contingency reserves.
- b. County agencies, including County departments and Constitutional Officers, requesting additional funding from the Board shall first submit their requests in writing to the County Administrator for full review and evaluation.
- c. After evaluation, all requests will be brought to the Board for consideration at a regularly scheduled meeting.
- d. Requests for use of reserves for contingency may be approved only by the Board of County Commissioners.
- e. The County's budget will be amended at such time the County Commission, by majority vote, authorizes reserves for contingency. All requests to the County Commission for the use of any reserves for contingency shall be accompanied by a "contingency statement" prepared by OMB showing the year-to-date activity on the reserves account as well as the current account balance and the net effect on the account of approving the use of reserves.

6. Evaluation Criteria

- a. The Board will use the procedures and evaluation criteria set forth in this policy. The evaluation of funding requests shall include, but not be limited to the following:
 - consistency with other Board policy;
 - the urgency of the request;
 - the scope of services to be provided;
 - the short-term and long-term fiscal impact of the request;
 - a review of alternative methods of funding or providing the services,
 - a review for duplication of services with other agencies;
 - a review of efforts to secure non-County funding;
 - a discussion of why funding was not sought during the normal budget cycle; and
 - a review of the impact of not funding or delaying funding to the next fiscal year.

7. Exceptions

- a. This policy is not intended to limit regular mid-year salary adjustment transfers from the salary adjustment contingency account, which is reviewed separately by the Board of County Commissioners on an annual basis.

County Financial Policies & Ordinances
Tallahassee-Leon County Comprehensive
Capital Improvement Element Goals, Objectives, and Policies

Goal 1: [CI] (Effective 7/16/90)

To use sound fiscal policies to provide adequate public facilities concurrent with, or prior to development in order to achieve and maintain adopted standards for levels of service, and to exceed the adopted standards, when possible. 9J-5.016(3) (a)

PUBLIC FACILITY NEEDS

Objective 1.1: [CI] (Effective 7/16/90)

Define types of public facilities, establish standards for levels of service for each type of public facility, and determine what capital improvements are needed in order to achieve and maintain the standards for existing and future populations, and to repair or replace existing public facilities. 9J-5.016(3)(b)1

Policy 1.1.1: [CI] (Effective 7/16/90)

The following definitions apply throughout this Capital Improvements Element.

1. "Capital Improvement" means, improvements to land, structures (including design, permitting, and construction), initial furnishings and selected equipment (including ambulances, fire apparatus,). Capital improvements have an expected useful life of at least 3 years. Other "capital" costs, such as motor vehicles and motorized equipment, computers and office equipment, office furnishings, and small tools are considered in the local government's annual budgets, but such items are not "capital improvements" for the purposes of the Comprehensive Plan, or the issuance of development orders.

2. "Category of public facilities" means a specific group of public facilities, as follows:

a. Category A public facilities are arterial and collector roads, mass transit, stormwater management, potable water, sanitary sewer, solid waste, and parks and recreation facilities owned or operated by the local government, all of which are addressed in other elements of this Comprehensive Plan.

b. Category B public facilities are fire service, bikeway, sidewalk, airport and other government facilities owned or operated by the local government.

c. Category C public facilities are arterial and collector roads, mass transit, stormwater management, potable water, sanitary sewer, solid waste, and parks and recreation facilities owned or operated by Federal, and State governments, independent districts, and private organizations.

3. "Development order" for purposes of determining vested rights means any order granting, denying, or granting with conditions an application for a building permit, zoning permit, subdivision approval, rezoning, certification, special exception, variance, or any other official action of the local government having the effect of permitting the development of land. Development orders shall be categorized as:

a. "Final Development Orders" The following development order shall be considered to be final development orders for purposes of a determination of vested rights in a previously approved development:

(1) Preliminary subdivision plat approval;

(2) Final subdivision plat approval;
Tallahassee-Leon County Comprehensive Plan

(3) Final Site plan approval (pursuant to County Ordinance 88-16);

(4) Approval of a PUD concept plan;

County Financial Policies & Ordinances
Tallahassee-Leon County Comprehensive
Capital Improvement Element Goals, Objectives, and Policies

(5) Approval of a PUD Final Development Plan;

(6) Building permit;

(7) Development agreement entered into pursuant to Florida Statutes, Section 163.3220, et seq.; and

(8) Any other development order which approves the development of land for a particular use or uses at a specified intensity of use and which allows commencement of construction or physical development activity on the land for which the development order is issued.

b. "Preliminary development order" mean a DRI Development approval, zoning approval, preliminary development plan approval, conditional use approval, master plan approval, Board of Adjustment approval, and any other development order than a final development order.

4. "Local government" means the City of Tallahassee, Florida and Leon County, Florida.

5. "Public facility" means the capital improvements and systems of each of the following: arterial and collector roads, mass transit, stormwater management, potable water, sanitary sewer, solid waste, parks and recreation, library, corrections, emergency medical service, fire service, bikeway, sidewalk, airport, other local government buildings, public education and public health facilities.

Policy 1.1.2: [CI] (Rev. Effective 8/17/92)

The local government shall establish standards for levels of service for Categories A and C of public facilities, and shall apply the standards as follows:

1. **C ategory A.** The standards for levels of service of each type of public facility in Category A shall apply to development orders issued by the local government after January 31, 1991, or such earlier date as may be adopted by the local government, the local governments' annual budgets beginning with the 1990-91 fiscal year, the local governments' Capital Improvement Programs beginning with the 1990-91 fiscal year, and other elements of this Comprehensive Plan.

2. **C ategory C.** The standards for levels of service of each type of public facility in Category C shall apply to development orders issued by the local government after January 31, 1991, or such earlier date as may be adopted by the local government, and other elements of this Comprehensive Plan, but shall not apply to the local governments' annual budgets or the local governments' Capital Improvement Programs.

Policy 1.1.3: [CI] **L evels o f S ervice Required f or I nfrastructure, F acilities, a nd U tilities** (Revised Effective 7/25/03; Revision Effective 7/20/05)

The following standards are hereby established as the minimum levels of service for various infrastructure, facilities, utilities and services required to support new development within the City of Tallahassee and Leon County.

1. Roadways

The peak hour roadway level of service for Tallahassee and Leon County is established as follows:

a. Outside the Urban Service Area:

Interstate, Intrastate, Limited Access Parkways: B

Principal Arterials: C

Minor Arterials: C

Major and Minor Collectors: C

Local Streets: D

County Financial Policies & Ordinances
Tallahassee-Leon County Comprehensive
Capital Improvement Element Goals, Objectives, and Policies

Inside the Urban Service Area:

Interstate, Intrastate, Limited Access Parkways: C
Principal Arterials: D**
Minor Arterials: D / E*
Major and Minor Collectors: D / E*
Local Streets: D

*For Minor Arterials, and Major and Minor Collectors located inside the Urban Service Area and south of U.S. 90, the Level of Service shall be "D" for purposes of establishing priorities for programming transportation improvements, and "E" for meeting concurrency requirements, to support the Southern Strategy. Roads north of U.S. 90 shall be LOS D for both programming improvement and concurrency purposes.

**The Level of Service for Monroe Street from Gaines Street to Tennessee Street shall be "E". (*Revised Effective 12/10/02*)

b. Notwithstanding any of the above LOS standards in Policy 1.4.1 a. (above), in local government's review of a proposed development project, an optional LOS standard may be established that is equivalent to the currently adopted LOS standard plus 50% and may be applied in calculating the concurrency capacity for an impacted roadway segment that is not a Florida Intrastate Highway Facility (FIHS) as determined by the Florida Department of Transportation and that is located within the USA boundary provided that the following criteria is met:

- 1) The roadway segment is "capacity constrained" (as defined below), and;
- 2) The applicant or developer of the project being reviewed provides a "commensurate mitigation contribution" (as described below) to the local government for an alternative improvement.

For the purposes of this policy, the assumed roadway capacity that can be achieved under the adopted LOS standard plus 50% shall not exceed 150% of the maximum service flow at the adopted LOS. A "capacity constrained" roadway segment is one where the local government has determined that:

- 1) The improvement that will resolve the deficiency is not feasible due to environmental constraints, regulatory constraints or prohibitively costly right-of way demands, or;
- 2) The improvement that will resolve the deficiency is not desirable in that it is inconsistent with clearly defined community goals or long term plans, or;
- 3) The improvement that will resolve the deficiency is not desirable in that it clearly represents an economically inefficient measure that will address a public facility deficiency only on a temporary, limited basis.

The "commensurate mitigation contribution" must be equivalent to the costs of the public facility improvement(s) necessary to eliminate the capacity deficiency in order that the LOS standards in Policy 1.4.1 a. (above) would be maintained on the impacted roadway segment. The transportation facility improvement on which the contribution can be expended by the local government may include public road capacity improvements, public road right-of-way acquisition, mass transit system implementation or facility improvements, or bike or pedestrian facility improvements. In addition, the transportation facility improvement on which the contribution can be expended must serve to enhance the transportation network within the defined traffic impact area of the proposed development.

2. Mass Transit

Tallahassee Mass Transit System (Category A):

- (1) Inside urban service area:
1% annual increase in system miles (odometer miles on buses).
- (2) Outside urban service area:
No service

County Financial Policies & Ordinances
Tallahassee-Leon County Comprehensive
Capital Improvement Element Goals, Objectives, and Policies

3. Stormwater

a. Tallahassee and Leon County (Category A)

The design and water quality standards set forth in Florida Administrative Code Chapters 17-3 and 17-25, as the same may be amended from time to time, are hereby adopted by reference as the level of service for stormwater quality.

Local government may set higher minimum levels of treatment in watersheds where investigation and analysis indicate more stringent levels of service are required.

Stormwater management facilities shall be adequate to provide the following levels of service with regard to flood control:

100 Year Critical Storm Event

- No flood water in new buildings or existing buildings.
- Overland flow capacity available for all flow in excess of capacity of underground and open channel conveyance systems.

25 Year or Less Critical Storm Event

- No flood water more than six inches deep in local roads, parking lots, or other non-street vehicular use areas.
- No flood water in one driving lane each direction of collector streets.
- No flood water in two driving lanes each direction on arterial streets.
- Open channel conveyance capacity available for all flow in excess of capacity of underground conveyance system, or for full twenty-five year storm flow if no underground system exists.
- The rate of off-site discharge shall not exceed the predevelopment rate of discharge.

10 Year or Less Critical Storm Event

- No flood water in one driving lane of local roads.
- No flood water in the driving lanes of any road other than a local road.
- Underground conveyance not overflowing in business and commercial districts.

5 Year or Less Critical Storm Event

- No flood water in the driving lanes of any roadways. •Underground conveyances not overflowing in residential districts.

These are the adopted levels of service and shall be used as the basis for determining the availability of facility capacity and the system demand generated by development. In instances where an off-site deficiency exists at the time of adoption of this policy, such deficiency shall not be increased as the result of any development or land use changes.

b. Federal and State lands stormwater management (Category C):

- (1) Inside urban service area: Same as local government

County Financial Policies & Ordinances
Tallahassee-Leon County Comprehensive
Capital Improvement Element Goals, Objectives, and Policies

4. Potable Water

a. Tallahassee and Leon County water systems (Category A):

- (1) Inside urban service area: 160 gpcpd
- (2) Outside urban service area (Rural Community Land Use Category or Demonstrated Hardship): 100 gpcpd

b. Private water system (Category C):

- (1) Inside urban service area: 160 gpcpd
- (2) Outside urban service area: 100 gpcpd

5. Sanitary Sewer

a. Tallahassee and Leon County sewer systems (Category A):

- (1) Inside urban service area: 140 gpcpd
- (2) Outside urban service area: no service provided

b. Private sewer systems (not owned by City which serve public - Category C):

- (1) Inside urban service area: 140 gpcpd
- (2) Outside urban service area: no service provided

6. Parks and Recreation Facilities

a. Tallahassee parks and recreation facilities:

- (1) Countywide park land: 1.22 acres per 1,000 population (excluding boat ramps provided by Leon County). Includes City operation of County-owned Tom Brown Park.
- (2) Area park land:
 - (a) Inside Urban Service Area: 2.00 acres per 1,000 population of Urban Service Area.
 - (b) Outside urban service area: no area parks.
- (3) Recreation facilities are included in the cost of park land.

b. Leon County parks and recreation facilities:

- (1) Countywide park land: 0.18 acres per 1,000 population (boat ramps portion only)
- (2) Area Park: 2.00 Acres per 1,000 population within Urban Service Area (parks to be provided by City and located within City Limits). Per Policy 1.1.1.C of Parks and Recreation Element.
- (3) Recreation facilities are included in the cost of park land.

County Financial Policies & Ordinances
Tallahassee-Leon County Comprehensive
Capital Improvement Element Goals, Objectives, and Policies

7. Solid Waste

a. Leon County solid waste facilities:

(1) Provide for:

Year Jan 1	LOS (Lbs/ Capita on Daily Basis)	Year	LOS	Year	LOS	Year	LOS
1990	5.65	1996	6.25	2001	6.70	2006	6.95
1991	5.75	1997	6.35	2002	6.75	2007	7.00
1992	5.85	1998	6.45	2003	6.80	2008	7.05
1993	5.95	1999	6.55	2004	6.85	2009	7.10
1994	6.05	2000	6.65	2005	6.90	2010	7.15
1995	6.15						

(2) One year of Class I landfill lined cell disposal capacity at present fill rates

(3) Five years of Class I landfill capacity with preliminary permit approval from the Florida Department of Environmental Regulation

(4) Ten years of properly zoned Class I landfill raw land capacity at present fill rates

b. Private solid waste disposal facilities: Same as local government

8. On-Site

Tallahassee and Leon County Category A Public Facilities Levels of service for on-site improvements, including local streets, water and sewer connection lines, stormwater management facilities, local parks and open space shall be as required of the developer in Tallahassee's and Leon County's land development regulations. Development approval shall be conditioned on the availability of services necessary to maintain all applicable level of service standards as adopted within the Comprehensive Plan.

Policy 1.1.4: [CI] (*Effective 7/16/90*)

The local governments shall determine the quantity of capital improvements that is needed as follows:

1. The quantity of capital improvements that is needed to eliminate existing deficiencies and to meet the needs of future growth shall be determined for each public facility by the following calculation: $Q = (S \times D) - I$.

Where Q is the quantity of capital improvements needed,
S is the standard for level of service,
D is the demand, such as the population, and
I is the inventory of existing facilities.

The calculation will be used for existing demand in order to determine existing deficiencies. The calculation will be used for projected demand in order to determine needs of future growth. The estimates of projected demand will account for demand that is likely to occur from previously issued development orders as well as future growth. Public facilities to serve demand from previously issued development orders are assured by including such demand in "D" (demand) in the preceding calculation.

County Financial Policies & Ordinances
Tallahassee-Leon County Comprehensive
Capital Improvement Element Goals, Objectives, and Policies

2. There are two circumstances in which the standards for levels of service are not the exclusive determinant of needs for a capital improvement:

a. Repair, remodeling, renovation, and replacement of obsolete or worn out facilities will be determined by the local government.

b. Capital improvements that provide levels of service in excess of the standards adopted in this Comprehensive Plan may be constructed or acquired at any time as long as the following conditions are met:

(1) the capital improvement does not make financially infeasible any capital improvement of the same type that is needed to achieve or maintain the standards for levels of service adopted in this Comprehensive Plan, and

(2) the capital improvement does not contradict, limit or substantially change the goals, objectives and policies of any element of this Comprehensive Plan, and

(3) one of the following additional conditions is met:

(a) the excess capacity is an integral part of a capital improvement that is needed to achieve or maintain standards for levels of service, or

(b) the excess capacity provides economies of scale making it less expensive than a comparable amount of capacity if acquired at a later date, or

(c) the asset acquired is land that is environmentally sensitive, or designated by the local government as necessary for conservation or recreation, or

(d) the excess capacity is part of a capital project financed by general obligation bonds approved by referendum.

3. Any capital improvement that is determined to be needed as a result of any of the factors listed in Policy 1.1.4.2 shall be included in the regular Schedule of Capital Improvements contained in this Capital Improvements Element. All such capital improvements shall be approved in the same manner as the capital improvements that are determined to be needed according to the quantitative analysis described in Policy 1.1.4.1. 9J-5.016(3)(b)2, (3)(c)1, (3)(c)1.b, (3)(c)1.e, (3)(c)3, (3)(c)5, (3)(c)9

Policy 1.1.5: [CI] (*Effective 7/16/90*)

The relative priorities among types of public facilities are as follows:

1. **Priorities Among Types of Public Facilities.** All public facility improvements that are based on achieving and maintaining a standard for levels of service adopted in this Comprehensive Plan are included in the financially feasible Schedule of Capital Improvements contained in this Capital Improvements Element. The relative priorities among types of public facilities (i.e., roads, potable water, sanitary sewer, etc.) were established by adjusting the standards for levels of service and the available revenues until the resulting public facilities needs became financially feasible.

Legal restrictions on the use of many revenue sources limit the extent to which types of facilities may be prioritized because they do not compete for the same revenues. During each annual prioritization process, no further prioritization among types of public facilities is necessary because all projects in the Schedule of Capital Improvements are financially feasible, programmed for improvement, and will be completed according to the Schedule. Each year, however, prioritization among types of facilities is re-determined by reaffirming or revising standards for levels of service within the constraints of available restricted revenues.

County Financial Policies & Ordinances
Tallahassee-Leon County Comprehensive
Capital Improvement Element Goals, Objectives, and Policies

2. Priorities of Capital Improvements Within a Type of Public Facility. Capital improvements within a type of public facility are to be evaluated on the following criteria and considered in the order of priority listed below. The local government shall establish the final priority of all capital improvements using the following criteria as general guidelines. Any revenue source that cannot be used for a high priority facility will be used beginning with the highest priority for which the revenue can legally be expended.
- a. Repair, remodeling, renovation, or replacement of obsolete or worn out facilities that contribute to achieving or maintaining standards for levels of service adopted in this Comprehensive Plan.
 - b. New or expanded facilities that reduce or eliminate deficiencies in levels of service for existing demand.
 - c. New public facilities, and improvements to existing public facilities, that eliminate public hazards not otherwise eliminated by improvements prioritized according to Subsection a or b, above.
 - d. New or expanded facilities that provide the adopted levels of service for new development and redevelopment during the next five fiscal years, as updated by the annual review of this Capital Improvements Element. Tallahassee and Leon County may acquire land or right-of-way in advance of the need to develop a facility for new development. The location of facilities constructed pursuant to this Subsection shall conform to the Future Land Use Element, and specific project locations shall serve projected growth areas within the allowable land use categories. In the event that the planned capacity of public facilities is insufficient to serve all applicants for development orders, the capital improvements will be scheduled in accordance with criteria contained in the land development regulations.
 - e. Improvements to existing facilities, and new facilities that significantly reduce the operating cost of providing a service or facility, or otherwise mitigate impacts of public facilities on future operating budgets.
 - f. New facilities that exceed the adopted levels of service for new growth during the next five fiscal years by either;
 - (1) providing excess public facility capacity that is needed by future growth beyond the next five fiscal years, or
 - (2) providing higher quality public facilities than are contemplated in the local governments' normal design criteria for such facilities.
 - g. Facilities not described in Subsections a through f, above, but which the local government is obligated to complete, provided that such obligation is evidenced by a written agreement the local government executed prior to July 1, 1990.
3. All facilities scheduled for construction or improvement in accordance with this Policy shall be evaluated to identify any plans of State agencies or the Northwest Florida Water Management District that affect, or will be affected by, the proposed local government capital improvements.
4. Project evaluation may also involve additional criteria that are unique to each type of public facility, as described in other elements of this Comprehensive Plan. 9J-5.016(3)(c)1, (3)(c)3

Policy 1.1.6: [C] (Effective 7/1/04)

All proposed capital projects in the City and County shall be consistent with the adopted Transportation Plan and designated future transportation corridors.

County Financial Policies & Ordinances
Tallahassee-Leon County Comprehensive
Capital Improvement Element Goals, Objectives, and Policies

FINANCIAL FEASIBILITY

Objective 1.2: [CI] *(Effective 7/16/90)*

Provide needed public facilities that are within the ability of the local government to fund the facilities from local government revenues, development's proportionate share contributions, and grants or gifts from other sources. 9J-5.016(3)(b)5

Policy 1.2.1: [CI] *(Effective 7/16/90)*

The estimated costs of all needed capital improvements shall not exceed conservative estimates of revenues from sources that are available to the local government pursuant to current statutes, and which have not been rejected by referendum, if a referendum is required to enact a source of revenue. 9J-5.016(3)(c)1.f

Policy 1.2.2: [CI] *(Revised Effective 12/8/98; Revision Adopted 4/21/05)*

Existing and future development shall both pay for the costs of needed public facilities.

1. Future development

a. Future development shall pay for its proportional share of the capital improvements needed to address the impact of such development. Enterprise fund user charges, connection fees, and other user fees paid by new development shall be reviewed every two years to assure that provision of capital improvements needed to address the impact of future development will not increase ad valorem tax rates or rates of electric, gas, water or sewer utilities. Upon completion of construction, "future" development becomes "present" development, and shall contribute to paying the costs of the replacement of obsolete or worn out facilities as described in subsection 2, below.

b. Future development's payments may take the form of, but are not limited to, voluntary contributions for the benefit of any public facility, impact fees, capacity fees, dedications of land, provision of public facilities, and future payments of user fees, special assessments and taxes.

2. Existing development

a. Existing development shall pay for the capital improvements that reduce or eliminate existing deficiencies, and some or all of the replacement of obsolete or worn out facilities.

b. Existing development's payments may take the form of user fees, special assessments, and taxes. 9J-5.016(3)(b)4, (3)(c)8

3. Both existing and future development may have part of their costs paid by grants, entitlements or the provision of public facilities from other levels of government and independent districts.

4. The City will eliminate on-site refunds to property owners or their representatives except in those situations within the City limits which specifically support the City's goals of affordable housing, urban infill development, or the Southern Strategy goal of a more balanced growth pattern. In order to receive a rebate, a development must have an average net density of not less than two (2) units per acre.

For purposes of this paragraph, the following definitions shall apply:

a. Affordable housing: Any residential development in which 7% or greater of the residential units are determined to be affordable housing as defined in Section XIII, Glossary, under the Housing Element.

b. Urban infill development: A development located on a parcel of property bounded on two or more sides by existing urban development, or adjacent to existing water or sewer service. "Urban development" is defined as densities or intensities of one unit per acre or greater.

County Financial Policies & Ordinances
Tallahassee-Leon County Comprehensive
Capital Improvement Element Goals, Objectives, and Policies

- c. Southern Strategy: Any development located within the Southern Strategy Area, as defined in the Land Use Element. (Rev. Effective 4/18/02)

The amount of on-site water and sewer refunds, on a residential equivalent basis shall not exceed (for water) an amount calculated to be the average cost to extend water distribution lines across a lot having 80 feet of frontage and (for sewer) an amount calculated to be the average cost to extend sewer collection lines across a lot having 80 feet of frontage.

The City shall amend its water and sewer extension policies and ordinances within sixty (60) days of the effective date of this amendment in order to effectuate the intent of this amendment.

In any utility reimbursement agreement, urban services agreement, or any other agreement, which provides for on-site refunds, the agreement shall state the specific goal or goals of this plan, which are served or achieved by the provision of refunds.

Policy 1.2.3: [CI] (Rev. Effective 9/19/91)

Capital improvements shall be financed, and debt shall be managed as follows:

1. Public facilities financed by enterprise funds (i.e., potable water, sanitary sewer, solid waste, and airport) shall be financed by:

- a. debt to be repaid by user fees and charges for enterprise services, or
- b. current assets (i.e., reserves, surpluses and current revenue), or
- c. a combination of debt and current assets.

2. Public facilities financed by non-enterprise funds (i.e., roads, stormwater management, parks, fire service, police protection, and other government buildings) shall be financed from current assets: revenue, equity and/or debt. Specific financing of specific capital projects shall consider which asset, or group of assets, will be most cost effective, consistent with prudent asset and liability management, appropriate to the useful life of the project(s) to be financed, and efficient use of the local governments' debt capacity.

3. Debt financing shall not be used to provide more capacity than is needed within the Schedule of Capital Improvements for non-enterprise public facilities unless:

- a. the excess capacity is an integral part of a capital improvement that is needed to achieve or maintain standards for levels of service, or
- b. the excess capacity provides economies of scale making it less expensive than a comparable amount of capacity if acquired at a later date, or
- c. the asset acquired is land that is environmentally sensitive, or designated by the local government as necessary for conservation or recreation, or
- d. the excess capacity is part of a capital project financed by general obligation bonds approved by referendum. 9J-5.016(3)(c)2

4. The aggregate net bonded indebtedness in the City's enterprise activities shall not exceed 70% of assets. The City's adjusted general government net bonded indebtedness per capita shall not exceed 135% of Moody's Investor Service published median for cities of comparable size.

County Financial Policies & Ordinances
Tallahassee-Leon County Comprehensive
Capital Improvement Element Goals, Objectives, and Policies

Policy 1.2.4: [CI] (Effective 7/16/90)

Tallahassee and Leon County shall not provide a public facility, nor shall it accept the provision of a public facility by others if Tallahassee, Leon County or another provider is unable to pay for the subsequent annual operating and maintenance costs of the facility.

Policy 1.2.5: [CI] (Effective 7/16/90)

All development orders issued by the local government which require public facilities that will be financed by sources of revenue which have not been approved or implemented (such as future debt or referenda) shall be conditioned on the approval of implementation of the indicated revenue source, or the substitution of a comparable amount of revenue from existing sources.

Policy 1.2.6: [CI] (Effective 7/16/90)

The sources of revenue contain within the adopted Comprehensive Plan (July 16, 1991) require no local referendum. In the event that subsequent sources of revenue listed under "Projected Costs and Revenues" require voter approval in a local referendum that has not been held, and a referendum is not held, or is held and is not successful, the Comprehensive Plan shall be amended to adjust for the lack of such revenues, in any of the following ways:

1. Reduce the standard for levels of service for one or more public facilities, or
2. Increase the use of other sources of revenue, or
3. Decrease the cost, and therefore the quality, of some types of public facilities while retaining the quantity of the facilities that is inherent in the standard for levels of service, or
4. A combination of the above alternatives.

The analysis that supports this Capital Improvements Element shall contain an Alternative Recommendation setting forth the costs and sources of revenue that will be proposed in the Plan amendment in the event the referendum is not held, or is held and is not successful.

Policy 1.2.7: [CI]

(Effective 4/18/02; Revision Effective 12/29/05)

By 2001, utility providers for sanitary sewer, water and stormwater shall prepare long range improvement plans to the year 2020 for major facilities from which subsequent five year capital improvement programs shall be derived. These long range improvement plans shall be based upon a needs plan to serve the Future Land Use Plan and its expected population within the Urban Service Area by 2020, and shall also contain a cost feasible plan which prioritizes improvements based upon projected revenues. These long range utility improvement plans will be updated concurrently with updates to the Future Land Use Plan and Long Range Transportation Plan.

Objective 1.3: [CI] (Effective 7/16/90)

Provide needed capital improvements for repair or replacement of obsolete or worn out facilities, eliminating existing deficiencies, and meeting the needs of future development consistent with the adopted plan and depicted on the future land use map and redevelopment caused by previously issued and new development orders. The local governments' ability to provide needed improvements shall be demonstrated by maintaining a financially feasible Schedule of Capital Improvements, as documented by the summary "Costs and Revenues by Type of Public Facility" contained in this Capital Improvements Element. 9J-5.016(3)(b)1 and 5.

Policy 1.3.1: [CI] (Rev. Effective 11-22-99)

The local government shall provide, or arrange for others to provide, the public facilities listed in the Schedule of Capital Improvements in the "Requirements for Capital Improvements Implementation" section of this Capital Improvements element. The capital improvements listed for Leon County within this element are balanced pursuant to 9J-5 with available revenue sources. However, the County reserves the right to amend projects and funding sources

County Financial Policies & Ordinances
Tallahassee-Leon County Comprehensive
Capital Improvement Element Goals, Objectives, and Policies

consistent with the criteria set out in 9J-5 for the Capital Improvements Element. The Schedule of Capital Improvements may be modified as follows:

1. The Schedule of Capital Improvements shall be updated annually. The annual update process shall be initiated concurrently with the preparation and adoption of the local governments' capital budgets. The capital improvement element schedule update amendment to the Comprehensive Plan shall be based upon the local governments' draft capital budgets being considered for adoption. The capital improvement element schedule update shall reflect any changes in the construction initiation date, completion date, or estimated project cost as otherwise established in a previous year's capital improvement element schedule update. The update shall also indicate whether those projects included in the previous year's capital improvement element schedule update (but not included in the current year's capital improvement element schedule update), have been completed, are ongoing, or have been deleted. Thereafter, prior to the transmittal of the amendment revising the Schedule of Capital Improvements, the amendment shall be revised to reflect any corresponding changes in the adopted local government capital budgets.

2. Pursuant to Florida Statutes 163.3187, the Schedule of Capital Improvements may be amended two times during any calendar year, and as allowed for emergencies, developments of regional impact, and certain small scale development activities.

3. Pursuant to Florida Statutes 163.3177, the Schedule of Capital Improvements may be adjusted by ordinance not deemed to be an amendment to the Comprehensive Plan for corrections, updates, and modifications concerning costs; revenue sources; acceptance of facilities pursuant to dedications which are consistent with the plan; or the date of construction of any facility enumerated in the Schedule of Capital Improvements.

4. Any act, or failure to act, that causes any project listed in the Schedule of Capital Improvements of this Comprehensive Plan to be scheduled for completion in a fiscal year later than the fiscal year indicated in the Schedule of Capital Improvements shall be in effect only if the act causing the delay is subject to one of the following:

a. Projects providing capacity equal to, or greater than the delayed project are accelerated within, or added to the Schedule of Capital Improvements, in order to provide capacity of public facilities in the fiscal year at least equal to the capacity scheduled prior to the act which delayed the subject project.

b. Modification of development orders issued conditionally or subject to the concurrent availability of public facility capacity provided by the delayed project. Such modification shall restrict the allowable amount and schedule of development to that which can be served by the capacity of public facilities according to the revised schedule.

c. Amendment of the plan to reduce the adopted standard for the level of service for public facilities until the fiscal year in which the delayed project is scheduled to be completed. 9J-5.016(3)(c)7

Policy 1.3.2: [CI] (Effective 7/16/90)

The local government shall include in the capital appropriations of their annual budgets all the capital improvements projects listed in the Schedule of Capital Improvements for expenditure during the appropriate fiscal year, except that the local government omit from their budgets any capital improvements for which a binding agreements has been executed with another party to provide the same project in the same fiscal year. The local government may also include in the capital appropriations of their annual budgets additional public facility projects that conform to Policy 1.1.4.2.b.3 and Policy 1.2.3.3.9J-5.016(3)(c)7.

Policy 1.3.3: [CI] (Rev. Effective 8/17/92; Revision Effective 12/29/05)

The City Commission of Tallahassee and the Board of County Commissioners of Leon County find that the impacts of development on public facilities within Tallahassee and Leon County occur at the same time as development authorized by a final development order. The local government shall determine, prior to the issuance of development orders, whether or not there is sufficient capacity of Category A and Category C public facilities to meet the standards

County Financial Policies & Ordinances
Tallahassee-Leon County Comprehensive
Capital Improvement Element Goals, Objectives, and Policies

for levels of service for existing development and the proposed development concurrent with the impacts of proposed development. For the purpose of this policy, the City of Tallahassee shall define "concurrent with" as follows:

1. No final development order shall be issued by the local government after October 1, 1990 unless there shall be sufficient capacity of Category A and Category C public facilities to meet the standards for levels of service for the existing population and for the proposed development according to the following timeframes:

a. For the following public facilities, there must be: a) available capacity to serve the impacts of the proposed development prior to the issuance of the building permit; b) at the time a development order is issued, the necessary facilities and services are guaranteed in an enforceable development agreement, pursuant to Florida Statutes, or an agreement or development order is issued pursuant to Chapter 380, Florida Statutes to be in place and available to serve new development at the time of the issuance of a certificate of occupancy.

- (1) Potable water.
- (2) Sanitary sewer.
- (3) Solid waste.
- (4) Stormwater management.

b. For the following public facilities there must be available capacity to serve the impacts of the proposed development at the adopted level of service within 12 months of the issuance of the final development order:

- (1) Parks and recreation.
- (2) Mass transit.

2. An applicant for a preliminary development order shall have a determination made as to the availability of Category A and Category C public facilities in accordance with subsection a or b:

a. The applicant may request a determination of available capacity as part of the review and approval of the preliminary development order provided that the determination of available capacity shall apply only to specific uses, densities and intensities based on information provided by the applicant and included in the development order,

b. The applicant may request the approval of a preliminary development order without a determination of capacity of Category A and Category C public facilities provided that any such order is issued subject to requirements in the applicable land development regulation or to specific conditions contained in the preliminary development order that:

- (1) Final development orders for the subject property are subject to a determination of available capacity in Category A and Category C public facilities, as required by Policy 1.3.1, and;
- (2) No rights to obtain final development order, nor any other rights to develop the subject property have been granted or implied by the local government's approval of the preliminary development order without determining that there is available capacity in Category A and Category C public facilities.

3. Except for an approved development of regional impact with specific phases of development, the determination of available capacity shall be valid for the term of a proposed project's development order. For development orders without specific terms of development, the determination and reservation of available capacity shall not exceed two years. For good faith development, extensions of the two year terms may be permitted in six month intervals.

4. A determination that there is available capacity in public works to serve the project shall run with the land; shall be assignable within adjacent portions of a project; and shall not be assignable to other projects. A determination that there is available capacity for a project shall apply only to specific land uses, densities, and intensities based upon information provided by the applicant. Any change in the density, intensity or land use is subject to review and approval or denial by the City of Tallahassee.

County Financial Policies & Ordinances
Tallahassee-Leon County Comprehensive
Capital Improvement Element Goals, Objectives, and Policies

5. An applicant shall prepay all impact fees or other infrastructure costs to guarantee the applicant's pro rata share of the local governments' financial obligation for public facilities, which are constructed by the local government for the benefit of the subject property.

a. Whenever an applicant's pro rata share of a public facility is less than full cost of the facility, the local government shall contract with the applicant for the full cost of the facility including terms regarding reimbursement of the applicant for costs in excess of the applicant's pro rata share.

b. Upon expiration of the determination of capacity for the development pursuant to subsection 2.a.(2) all unused capacity shall be forfeited. The pro rata infrastructure costs (not impact fees) paid for said capacity now forfeited shall be held by the City as a credit unless excess capacity exists that will allow local government to extend the expiration date. Pro rata infrastructure costs held as a credit by local government and not used by a developer to offset future impacts on public facilities shall be rebated without interest to the developer after a period of one (1) year.

6. The standards for levels of service of Category A and Category C public facilities shall be applied to the issuance of development orders on the following geographical basis:

a. Public facilities which serve all of Leon County shall achieve and maintain the standard for levels of service on a Countywide basis. No development order shall be issued in any unincorporated part of Leon County if the standard for levels of service is not achieved and maintained throughout the County for the following public facilities:

- (1) Solid Waste Disposal
- (2) Countywide Parks

b. Public facilities which serve less than all of Leon County shall achieve and maintain the standard for levels of service within their assigned service area. No development order shall be issued in an assigned service area if the standard for levels of service is not achieved and maintained throughout the assigned service area for the following public facilities and assigned service areas:

- (1) Arterial and Collector Roads: All such roads throughout the county significantly affected by the proposed development
- (2) Stormwater Management Systems: Major Stormwater Basin
- (3) Potable Water Systems: Water System Service Area
- (4) Sanitary Sewer Systems: Treatment Plant Service Area
- (5) Area Parks: Urban Service Area
- (6) Mass Transit: Citywide

COORDINATE CAPITAL IMPROVEMENTS WITH LAND DEVELOPMENT

Objective 1.4: [CI] (Effective 7/16/90)

Manage the land development process to insure that all development receives public facility levels of service equal to, or greater than the standards adopted in Policy 1.1.3, subsections 1-3, and 6. 9J-5.016(3)(b)3 and 5 by implementing the Schedule of Capital Improvements (required by Objective 1.3) and produced in its entirety elsewhere in the Capital Improvements Element, and by using the fiscal resources provided for in Objective 1.2 and its supporting policies.

Policy 1.4.1: [CI] (Effective 7/16/90)

All Category A public facility capital improvements shall be consistent with the goals,, objectives and policies of the appropriate elements of this Comprehensive Plan.
9J-5.016(3)(b)5, (3)(c)9, and (4)(a)1.b

County Financial Policies & Ordinances
Tallahassee-Leon County Comprehensive
Capital Improvement Element Goals, Objectives, and Policies

Policy 1.4.2: [CI] (Rev. Effective 11-22-99)

The local government shall integrate their land use planning and decisions with their plans for public facility capital improvements by developing and adopting the programs listed in the "Implementation Programs" section of this Capital Improvements Element. The location of, and level of service provided by projects in the Schedule of Capital Improvements shall maintain adopted standards for levels of service for existing and future development in a manner and location consistent with the Future Land Use Element of this Comprehensive Plan. Individual land use decision shall be consistent with the Comprehensive Plan. 9J-5.016(3)(b)3, (3)(c)9.

REQUIREMENTS FOR CAPITAL IMPROVEMENTS IMPLEMENTATION SCHEDULE OF CAPITAL IMPROVEMENTS, INCLUDING GENERAL LOCATION

The Schedule of Capital Improvements on the following pages will repair or replace obsolete or worn out facilities, eliminate existing deficiencies, and make available adequate facilities for future growth through no less than a five-year planning period, updated annually. The analysis of capacity requirements for deficiency and growth at the time of original plan adoption appears in a support document prepared for this Capital Improvements Element: "Public Facility Requirements 1988/89 - 1995/96 and to 2010."

The projects are listed according to the type of public facility. Within each list, projects are listed in sequence according to the fiscal year in which the initial project expenditures are scheduled. The capital improvement element schedule update shall provide the projected construction initiation date, completion date, and rough estimate of the total project cost for each project included therein. The capital improvement element schedule update shall include advance-funded State of Florida roadway projects, noting, however, that the local government bears no obligation in the funding or construction of these facilities. The capital improvement element schedule update shall include those local road projects reflected in the local government's adopted capital budget.

Each project is named, and briefly described. Most project locations are specified in the name or description of the project. The capacity of the project is shown, using the same measure of capacity that is used in the standard for the level of service (see Policy 1.1.3). Capacity increases may meet the needs of current deficiencies, or future development, or both, as noted above. If no "added capacity" is shown, the project is limited to repair, renovation, remodeling or replacement of an existing facility, with no net increase in capacity.

The estimated cost of each project during each of the next five or six fiscal years is shown in thousands of dollars (\$1000s), and the total 5 or 6-year cost is also shown. Any costs incurred before or after the 5 or 6-year schedule are omitted from the project total. Such costs appear in the local governments' Capital Improvements Programs. All cost data is in current dollars; no inflation factor has been applied because the costs will be revised as part of the annual review and update of the Capital Improvements Element.

All projects contained in this Schedule of Capital Improvements are consistent with the other elements of this Comprehensive Plan. Consistency is determined and maintained by calculating that the total capacities of planned projects and existing facilities achieve or exceed the capacity of facilities that are required by the adopted standards for levels of service using the formula in Policy 1.1.4. 9J-5.016(4)(a)1

The Capital Improvements Element reflects the five year adopted Capital Improvement Plans (CIPs) of the City of Tallahassee and Leon County, and may not reflect other Capital Facilities documents that are concurrently being developed and yet to be adopted.

Rule 9J-5.016, F.A.C., concerning the Capital Improvements Element states, in part, "The Capital Improvements Element should include projects for which local government has fiscal responsibility."

Objective 1.5: [CI] (Effective 6/28/98)

Ensure that the City of Tallahassee and Leon County, their agents, and their assigns appropriate adequate funds and maintain an operational commitment sufficient to implement the various obligations of the Comprehensive Plan which are not addressed through the capital improvements planning requirements.

County Financial Policies & Ordinances
Tallahassee-Leon County Comprehensive
Capital Improvement Element Goals, Objectives, and Policies

Policy 1.5.1: [CI] (Effective 6/28/98)

The City of Tallahassee and Leon County, either jointly or separately, shall, in conjunction with the Comprehensive Plan Evaluation and Appraisal Report process, undertake a periodic review of obligations set forth in the Comprehensive Plan for which they, or their agents or assigns, are responsible for implementing, and which are not otherwise addressed through the capital improvements planning process. Each obligation shall be evaluated; including: a) affirmation of the commitment to the obligation; b) demonstration of financial capacity and commitment to carry out the work necessary to fulfill the obligation; and c) an assessment as to the ability to perform, or have performed, required work within the specified period of time (as applicable).

Should the City of Tallahassee or Leon County determine, as an outcome of this review, that an obligation found in the Comprehensive Plan should be deleted or otherwise modified; the affected local government shall file, at the first available opportunity, an amendment to the Comprehensive Plan making corresponding appropriate revisions.

Objective [CI] 1.6: (Effective 12/8/98)

The City of Tallahassee and Leon County shall adopt and implement revised programs and/or policies which favor the funding and scheduling of their capital improvements programs and policies for the Central Core Area and Southern Strategy Area

Policy [CI] 1.6.1: (Effective 12/8/98)

The local governments shall commit to undertake needed repairs, replace obsolete infrastructure and facilities, and address existing infrastructure deficiencies within the Central Core Area and Southern Strategy Area. The identification of such projects shall be based on the Comprehensive Assessment of the Central Core Area; the Comprehensive Assessment of the Southern Strategy Area; the Strategic Implementation Plan of the Central Core Area; the Strategic Implementation Plan of the Southern Strategy Area; and, any applicable Sector Plans.

Policy [CI] 1.6.2: (Effective 12/8/98)

By 1999, the local governments shall establish criteria for evaluation of projects proposed for inclusion within the 5 Year Capital Improvement Schedule. Among these criteria, there shall be criteria reflecting the commitment to needed improvements within the Central Core Area the Southern Strategy Area.

Policy [CI] 1.6.3: (Effective 12/8/98)

Funding approved to implement capital improvements necessary to address those needs identified by the Comprehensive Assessment of the Central Core Area and the Comprehensive Assessment of the Southern Strategy Area shall not be diverted to other projects without the expressed consent of the Commission.

PROGRAMS TO ENSURE IMPLEMENTATION

(Rev. Effective 9/19/91)

The following program descriptions are part of the adopted Comprehensive Plan. The following programs shall be implemented by January 31, 1991, or such earlier date as may be adopted by the local government, to ensure that the goals, objectives and policies established in the Capital Improvements Element will be achieved or exceeded. Each implementation program will be adopted by ordinance, resolution or executive order, as appropriate for each implementation program.

1. **Review of Applications for Development Orders.** The local government shall amend their land development regulations to provide for a system of review of various applications for the levels of service of Category A and Category C public facilities. Such system of review shall assure that no

County Financial Policies & Ordinances
Tallahassee-Leon County Comprehensive
Capital Improvement Element Goals, Objectives, and Policies

2. final development order shall be issued which results in a reduction in the levels of service below the standards adopted in Policy 1.1.3.a-c for Category A public
3. facilities and Policy 1.1.3.f for Category C public facilities. The land development regulations shall include, at a minimum, the provisions of Policy 1.3.3.a and b in determining whether a development order can be issued.

The land development regulations shall also address the circumstances under which public facilities may be provided by applicants for development orders. Applicants for development orders may offer to provide public facilities at the applicant's own expense in order to insure sufficient capacity of Category A and Category C public facilities, as determined according to Paragraphs A and B, above. Development orders may be issued subject to the provision of public facilities by the applicant subject to the following requirements:

- a. The local government and the applicant enter into an enforceable development agreement which shall provide, at a minimum, a schedule for construction of the public facilities and mechanisms for monitoring to insure that the public facilities are completed concurrent with the impacts of the development, or the development will not be allowed to proceed.
- b. The public facilities which are impacted by a subsequent Development Order are operating and will continue to operate at or above the adopted LOS consistent with the conditions outlined in Policy 1.3.3 of the CIE and that the public facilities are contained in the Schedule of Capital Improvements of the Comprehensive Plan.

2. Impact Fees. Impact fee ordinances shall require the same standard for the level of service as is required by Policy 1.1.3., and may include standards for other types of public facilities not addressed under Policy 1.1.3. All impact fee ordinances necessary to support the financial feasibility of this element shall be adopted, or amended to the required standard for the level of service by January 31, 1991.

3. Annual Budget. The annual budget shall include in its capital appropriations all projects in the Schedule of Capital Improvements that are planned for expenditure during the next fiscal year.

4. Capital Improvements Program. The annual multi-year Capital Improvement Program (CIP) shall be prepared in conjunction with the annual review and update of the Capital Improvements Element. The CIP shall contain all of the projects listed in the Schedule of Capital Improvements of the updated version of the Capital Improvements Element.

5. Semiannual Report. The mandatory semiannual report to the Department of Community Affairs concerning amendments to the Comprehensive Plan due to emergencies, developments of regional impact and selected small developments shall report on changes, if any, to adopt goals, objectives and policies in the Capital Improvements Element.

6. Update of Capital Improvements Element. The Capital Improvements Element shall be reviewed and updated annually. The element shall be updated in conjunction with the budget process and the release of the official population estimates and projections by the Bureau of Economic and Business Research (BEBR) of the University of Florida. The update shall include:

- a. Revision of population projections
- b. Update of inventory of public facilities
- c. Update of costs of public facilities
- d. Update of Public Facilities Requirements analysis (actual levels of service compared to adopted standards)
- e. Update of revenue forecasts
- f. Revise and develop capital improvements projects for the next five fiscal years
- g. Update analysis of financial capacity

7. Concurrency Implementation and Monitoring System. The local government shall establish and maintain Concurrency Implementation and Monitoring Systems. The Systems shall consist of the following components:

County Financial Policies & Ordinances
Tallahassee-Leon County Comprehensive
Capital Improvement Element Goals, Objectives, and Policies

a. Annual report on the capacity and levels of service of public facilities compared to the standards for levels of service adopted in Policy 1.1.3.a-c and f. The report shall summarize the actual capacity of public facilities, and forecast the capacity of public all be based on the most recently updated Schedule of Capital Improvements in this Capital Improvements Element. The annual report shall constitute prima facie evidence of the capacity and levels of service of public facilities for the purpose of issuing development orders during the 12 months following completion of the annual report. The annual report shall also summarize and forecast capacities and levels of service for comparison to the standards adopted in Policy 1.1.3.d and e, but such portion of the annual report shall be for information purposes only, and shall not pertain to the issuance of development orders by the local government.

b. Public facility capacity review. The City of Tallahassee and Leon County shall use the procedures specified in Implementation Program 1, above, to enforce the requirements of Policy 1.3.3.a. and b. and as such the impacts of proposed development will be analyzed in relation to the availability of capacity at the time of permitting. Records shall be maintained during each fiscal year to indicate the cumulative impacts of all development orders approved during the fiscal year-to-date on the capacity of public facilities as set forth in the most recent annual report on capacity and levels of service of public facilities. The land development regulations of the local government shall provide that applications for development orders that are denied because of insufficient capacity of public facilities may be resubmitted after a time period to be specified in the land development regulations. Such time period is in lieu of, and not in addition to, other minimum waiting periods imposed on applications for development orders that are denied for reasons other than lack of capacity of public facilities. Land development regulations shall require that development commence within a specified time after a development order is issued, or the development order shall expire, subject to reasonable extensions of time based on Criteria included in the regulations.

c. Review of changes in planned capacity of public facilities. The local government shall review each amendment to this Capital Improvement Element, in particular any changes in standards for levels of service and changes in the Schedule of Capital Improvements, in order to enforce the requirements of Policy 1.3.1.d.

d. Concurrency implementation strategies. The local government shall annually review the concurrency implementation strategies that are incorporated in this Capital Improvements Element:

(1) Standards for levels of service that are phased to reflect the local governments financial ability to increase public facility capacity, and resulting levels of service, from year to year. Standards for levels of service may be phased to specific fiscal years in order to provide clear, unambiguous standards for issuance of development orders. (See Policy 1.1.3)

(2) Standards for levels of service that are applied within appropriate geographical areas of the local government. Standards for Countywide public facilities are applied to development orders based on levels of service throughout the County. Standards for public facilities that serve less than the entire County are applied to development orders on the basis of levels of service within assigned service areas. (See Policy 1.3.3.c)

(3) Standards for levels of service are applied according to the timing of the impacts of development on public facilities. Final development orders, which impact public facilities in a matter of months, are issued subject to the availability of water, sewer, and solid waste facilities prior to the issuance of the building permit, and other facilities (i.e., parks stormwater management and, mass transit) must be available within 12 months of the final development order. Preliminary development orders can be issued subject to public facility capacity, but the capacity determination expires in two years unless the applicant provides financial assurances to the local government. As an alternative, the determination of public facility capacity for preliminary development orders can be waived with in agreement that a capacity determination must be made prior to issuance of any final development order for the subject property. Such a waiver specifically precludes the acquisition of rights to a final development order as a result of the issuance of the preliminary development order. (See Policy 1.3.3.a and b)

County Financial Policies & Ordinances
Tallahassee-Leon County Comprehensive
Capital Improvement Element Goals, Objectives, and Policies

(4) Levels of service are compared to adopted standards on an annual basis. Annual monitoring is used, rather than case-by-case monitoring, for the following reasons:

- (a) annual monitoring corresponds to annual expenditures for capital improvements during the local governments' fiscal years;
 - (b) annual monitoring covers seasonal variations in levels of service; and
 - (c) case-by-case monitoring would require applicants for development orders or the local government to conduct costly, time-consuming research which would often be partially redundant of prior research, or involve disparate methodologies and produce inconsistent results.
- (See Concurrency Implementation and Monitoring System component A, above.)

(5) Public facility capital improvements are prioritized among competing applications for the same amount of facility capacity according to the criteria in Policy 1.1.5.b.4. If any applications have to be deferred to a future fiscal year because of insufficient capacity of public facilities during the current fiscal year, the applications to be deferred will be selected on the basis of rational criteria.

e. Capacity of Public Facilities for Development Orders Issued Prior to Adoption of the Plan. The City of Tallahassee and Leon County will "reserve" capacity of public facilities for development orders, in addition to approved Developments of Regional Impact, that were issued by the local government prior to the adoption of this Comprehensive Plan under the following circumstances:

- (1) A representative of the property which is the subject of the development order has requested and received a determination of vested rights, and
- (2) A representative of the property which is the subject of the development order has accepted in writing the applicable requirements of Policy 1.3.3.b, c of the Capital Improvements Element.

The local governments find that it is not necessary to automatically "reserve" capacity of public facilities for all development orders issued prior to the adoption of the plan because experience indicates that many such development orders are not used, or are not used to the maximum allowable uses, densities or intensities. The local governments find that the population forecasts that are the basis for this plan are a reasonable prediction of the absorption rate for development, and that the capital facilities which are planned to serve the forecast development are available for that absorption rate. Reserving public facility capacity for previously issued development orders would deny new applicants access to public facilities, and would arbitrarily enhance the value of dormant development orders.

The local governments intend to develop and pursue programs that will give persons with legitimate and substantial vested rights an opportunity to proceed with their plans without arbitrary interference by the new

Comprehensive Plan. However; the local governments intend to require such persons to "continue in good faith" in order to "reserve" capacity of public facilities which are provided by the local government. The City of Tallahassee and Leon County will not "reserve" capacity of public facility for previously issued development orders that have not been vested under the local government's vesting ordinance and which have not continued development in good faith.

8. 5-Year Evaluation. The required 5-year evaluation and appraisal report shall address the implementation of the goals, objectives and policies of the Capital Improvements Element. The monitoring procedures necessary to enable the completion of the 5-year evaluation include:

- a. Review of Annual Reports of the Concurrency Implementation and Monitoring System.
- b. Review of Semiannual Reports to DCA concerning amendments to the Comprehensive Plan.
- c. Review of Annual Updates of this Capital Improvements Element, including updated supporting documents.

County Financial Policies & Ordinances
Tallahassee-Leon County Comprehensive
Capital Improvement Element Goals, Objectives, and Policies

9. Contractor Performance System. The local government will develop a system of monitoring the actual performance of contractors who design and/or construct public facilities for the local government. The monitoring system shall track such items as actual vs. planned time schedule, and actual vs. bid cost. The performance of contractors shall be considered when the local government awards contracts for public facilities. 9J-5.016(3)(c)6 and (4)(b)

SCHEDULES OF CAPITAL IMPROVEMENTS

NOTE: Copies of the annual Schedules of Capital Improvements may be viewed in the printed version of the Tallahassee-Leon County Comprehensive Plan.



Abbreviations & Acronyms

AC	Advisory Committee	ESF	Emergency Support Function
ADA	America Disabilities Act	FAC	Florida Association of Counties
AFS	Administrative Financial System	FASB	Financial Accounting Standards Board
AGI	Adjusted Gross Income	FDOT	Florida Department of Transportation
AMT	Alternative Minimum Tax	FEMA	Federal Emergency Management Agency
BAR	Budget Amendment Request	FICA	Federal Insurance Contributions Act
BCP	Budget Change Proposal	FLUM	Future Land Use Map
BEA	Budget Enforcement Act	FNP	Florida Nutrition Program
BLS	Bureau of Labor Statistics	FS	Florida Statutes
BOCC	Board of County Commissioners	FTE	Full-time Equivalency
CHSP	Community Human Services Partnership	FY	Fiscal Year
CIP	Capital Improvement Program	GAAP	Generally Accepted Accounting Principles
COLA	Cost of Living Adjustment	GAL	Guardian Ad Litem
CPI	Consumer Price Index	GAO	Government Accountability Office
CRA	Community Redevelopment Act	GASB	Governmental Accounting Standards Board
CRTPA	Capital Region Transportation Planning Agency	GEM	Growth and Environmental Management
DEP	Department of Environmental Protection	GFOA	Government Finance Officers Association
DIA	Downtown Improvement Authority	GIS	Geographic Information Systems
DOR	Department of Revenue	GRPA	Government Performance & Results Act
DJJ	Department of Juvenile Justice	HAB	Healthcare Advisory Board
DRI	Development of Regional Impact	HFA	Housing Finance Authority
EDC	Economic Development Council	HHS	Health & Human Services
EEO	Equal Employment Opportunity		
EFT	Electronic Fund Transfer		
EMS	Emergency Medical Services		
EOC	Emergency Operations Center		

Abbreviations & Acronyms

HIPAA	Health Insurance Portability and Accountability Act	OSHA	Occupational Safety and Health Administration
HR	Human Resources	PETS	Permit Enforcement Tracking System
HUD	Housing & Urban Development	PIO	Public Information Office
ICLEI	International Council for Local Environmental Initiatives	PSCB	Public Safety Communications Board
ICMA	International City/County Management Association	PSCC	Public Safety Coordinating Council
IDP	Individual Development Plan	PUB	Planned Unit Development
IFAS	Integrated Fund Accounting System	RFP	Request for Proposals
JAG	Justice Assistance Grant	RP	Real Property
JE	Journal Entry	SAL	State Appropriations Limit
JV	Journal Voucher	SCRAM	Secure Continuous Remote Alcohol Monitor
LCCOL	Leon County Code of Law	SHIP	State Housing Initiative Plan
LCSO	Leon County Sheriff's Office	SLGS	State and Local Government Security
LOS	Level of Service	SPTR	Supervised Pre -Trial Release
LOST	Local Option Sales Tax	TDC	Tourist Development Council
MIS	Management Information Services	TFA	Transaction Function Activity Code
MOU	Memorandum of Understanding	TIF	Tax Increment Financing
MSTU	Municipal Services Taxing Unit	TIPS	Treasury Inflation Protected Securities
MWSBE	Minority/Women Small Business Enterprise	TLCPD	Tallahassee-Leon County Planning Department
NA	Not Applicable, or Not Available	TMDL	Total Maximum Daily Load
NCGA	National Council on Governmental Accounting	TRIM	Truth In Millage
NCIC	National Crime Information Center	USA	Urban Services Area
NIPA	National Income and Product Accounts	USDA	United States Department of Agriculture
NPDES	Non-Point Discharge Elimination System	YTD	Year-to-Date
OGC	Office of General Council		
OMB	Office of Management and Budget		
OPS	Other Personnel Service		
ORG	Organization		

Citizens' Guide to the Budget

Budget Terms

-A-

Accrual Accounting:

A basis of accounting in which revenues are recorded when earned and expenses are recorded at the time they are incurred, instead of when cash is actually received or disbursed.

Actual:

Monies which have already been used or received.

Ad Valorem Tax:

A tax levied on the assessed value (net of any exemptions) of real or personal property. This is commonly referred to as a property tax.

Adjusted Final Millage:

The actual tax rate levied by a local government when tax bills are issued. The rate is adjusted for corrected errors in property assessments for tax purposes and for changes in assessments made by property appraisal adjustment boards in each county. Usually, such changes are very slight and the adjusted millage sometimes does not change from the levy set by the taxing authority. State law provides for certain limitations.

Adopted Budget:

The financial plan of revenues and expenditures for a fiscal year as approved by the Leon County Commission.

Aggregate Millage Rate:

The sum of all property tax levies imposed by the governing body of a county. State law limits the aggregate rate for a county or municipality to \$10.00 per \$ 1,000 of assessed taxable value.

Amendment:

A change to an adopted budget that may, or may not, increase or decrease a fund total. The change must be approved by the County Commission in certain instances.

Appropriated Fund Balance:

The fund balance is included as a revenue source in the annual budget.

Appropriated Income:

Florida Statute requires county governments to budget only ninety-five percent (95%) of the total revenue anticipated. Five (5%) percent of the total amount of revenues cannot be incorporated into the budget and made available for expenditure. Therefore, ninety-five percent (95%) of the one hundred percent (100%) of anticipated total revenues becomes the portion referred to as appropriated income.

Appropriations:

A specific amount of funds authorized to which financial obligations and expenditures may be made.

Assessed Value:

A value established by the County Property Appraiser for all real or personal property for use as a basis for levying property taxes.

-B-

Balance:

The balance for the current fiscal year. Balance is the difference between the projected expenditures and the expenditures occurred (balance= Budget- Expenditures).

Base Budget:

The amount programmed in the budget year for conducting the same program and performing the same services as are planned for the current year.

Board of County Commissioners (BOCC):

Elected Officials that make legislative decisions concerning Leon County policies.

Citizens' Guide to the Budget
Budget Terms

Bond:

A written promise to pay a sum of money on a specific date at a specified interest rate as detailed in a bond ordinance.

Budget:

A fiscal plan for using financial and staff resources to accomplish specific goals and objectives within a definite time period.

Budget Amendment Request (BAR):

A proposal to change the dollar amount or scope of an activity or project after the budget has been approved by the Board of County Commissioners.

Budget Change Proposal:

A proposal to change the level of service or funding sources for activities authorized or to propose new program activities not currently authorized.

Budget Message:

A brief written statement presented by the County Administrator to explain principal budget issues and to identify policy-related issues to the Leon County Commission.

Budget Resolution:

The budget resolution establishes various budget totals, divides spending totals into functional categories and may include reconciliation instructions to designated departments.

Budget Split:

Allocation of salary across the Organizational Codes in an organization.

-C-

Capital Improvement Projects:

Physical assets, constructed or purchased, that have a minimum useful life of ten years and a minimum cost of \$10,000. These may include buildings, recreational facilities, road and drainage structures, and large pieces of equipment.

Capital Improvement Program (CIP):

A five-year plan for providing public physical improvements. The program provides the following information for each project: a time frame for completion, the location, description, an annual estimated expenditure and the proposed method of financing.

Capital Outlay:

Annual operating expenditures for the acquisition of, or addition to, fixed assets. These expenditures must cost more than \$750 and less than \$10,000 and will include construction projects, purchases of land, major renovations or repairs to existing grounds or facilities and acquisition of equipment.

Chart of Accounts:

A set of accounting codes characterizing transactions throughout the organization's financial systems. It facilitates the consistent coding of transactions for entry into the systems as well as computer manipulation of transaction data.

Constitutional Officer:

Positions established by Florida's Constitution. In Leon County there are five elected constitutional officers: Tax Collector, Sheriff, Property Appraiser, Supervisor of Elections, and Clerk of the Court.

Contingency:

A budgetary reserve to provide for emergency or unanticipated expenditures during the fiscal year.

Continuation Budget Request:

Includes funding required to continue the existing level of service in the service area.

County Administrator:

The Chief Executive Officer (CEO) of the County appointed by the Leon County Commission.

Citizens' Guide to the Budget
Budget Terms

Customer:

The recipient of an output product or service. May be internal or external to the organization.

-D-

Debt Service:

The expense of retiring such debts as loans and bond issues. It includes principal and interest payments, payments for paying agents, registrars, and escrow agents.

Debt Service Fund:

A fund established to account for the accumulation of resources for the payment of interest and principal general long-term debt.

Deficit:

The excess of expenditures over revenues during a fiscal year.

Department:

A basic organizational unit of County government which is functionally unique in its service delivery and is comprised of more than one program.

Depreciation:

The periodic expiration of an asset's useful life. Depreciation is a requirement in proprietary type funds (such as enterprise and internal service funds).

Division:

A basic organizational unit of the County which is functionally unique in its service delivery.

-E-

Economic Indicators:

Economic information such as consumer price index, population, personal income, housing starts, wages, production, business activity, purchasing power, and unemployment.

Encumbrance:

The commitment of appropriated funds to purchase an item or service.

Enterprise Fund:

A governmental accounting fund for operations that function similarly to private business enterprises. The cost of providing these types of services is derived by user fees and other charges for service.

Exception Report:

A report that supplements information already available on regular reports by highlighting unusual situations which require the attention of management.

Exemption:

A portion of the total assessed valuation of property which is not subject to property taxes. An example is the homestead exemption which provides qualifying homeowners with a \$25,000 exemption on their personal residential property.

Expenditure:

Decreases in fund financial resources for the procurement of assets or the cost of goods and/or services received.

-F-

Fiscal Year (FY):

Any twelve (12) month period to which the annual operating budget applies and at the end of which a government determines its financial position and the results of its operations. The fiscal year for Leon County begins on October 1 and ends on September 30 of the following year.

Citizens' Guide to the Budget
Budget Terms

Franchise Fee:

A fee imposed by a government unit for a right/ license granted to an individual/ business to market a company's goods/services in a particular area.

Fund:

A group of appropriations treated as an entity to meet legal requirements or Generally Accepted Accounting Principles (GAAP).

Fund Balance:

The difference between fund assets and fund liabilities.

-G-

GAAP:

Uniform minimum standards and guidelines for financial accounting and reporting.

General Fund:

The fund used to account for all financial resources that are derived from ad valorem (property) taxes, licenses, permits, and other general revenues that will be used to support services that are provided on a countywide basis.

Grant:

A contribution by a government or other organization to support a particular function. Grants may be classified as either operation or capital, depending upon the grantee.

-I-

Indirect Cost Reimbursement:

Payments made to the County=s general fund by enterprise or grant-funded programs to cover administrative overhead costs incurred by the County.

Inflation:

Growth in a general measure of prices, usually expressed as an annual rate of change.

Intergovernmental Revenue:

Revenue collected by one government and distributed (usually through some predetermined formula) to another level of government(s).

Internal Service Fund:

A fund established for the purpose of accounting for the transactions between government agencies.

-L-

Line Item:

A sub-classification of expenditures based on the type of goods or services.

Long Term Debt:

All senior debt, including bonds, debentures, bank debt, mortgages, deferred portions of long-term debt, and capital lease obligations.

-M-

Master Lease Program:

The method used to finance the purchase of new equipment and refinance existing equipment leases.

Match:

Refers to a cost sharing ratio for a State or County program which requires a County General Fund Contribution of a certain amount or percentage to qualify.

Millage Rate:

The rate used to calculate taxes based upon the assessed value of real property, countywide. One mill of tax is equal to \$1.00 for each \$1,000 of taxable property value.

Citizens' Guide to the Budget
Budget Terms

Mission Statement:

A succinct description of the scope and purpose of a County department.

Modified Accrual System:

Accounting basis that records revenues when they are earned (whether or not cash is received then) and expenditures when goods and services are received (whether or not cash payments are made then).

Municipal Services Taxing Unit (MSTU):

A district created by the county to place the burden of ad valorem taxes upon property in a geographic area to fund a particular service or services. In Leon County, MSTU's exist countywide to fund primary healthcare for the uninsured and emergency medical services.

-N-

Net Budget:

The legally adopted budget less all double counts required by fund accounting. For example, transfer between funds can appear in the budget of both funds and inflate the budget total. Other categories include internal service charge, reserves, debt proceeds, and other miscellaneous amounts.

-O-

Object Code:

An itemization of accounts within a fund that is used to identify and record the type and amount of expenditures. Some object codes are mandated by the State of Florida Uniform Accounting System.

Operating Budget:

A balanced fiscal plan for providing governmental programs and services for a single year.

Operating Expenses:

Fund expenses related directly to the fund's primary activities for the current year and not defined as personal or capital outlays.

Operating Transfer:

Legally authorized transfer from a fund receiving revenue, to the fund through which the resources are to be expended.

Other Personnel Service (OPS):

A temporary position of specific duration not to exceed two years. The positions may be full-time or part-time.

-P-

Performance Objective:

A statement that describes in specific and measurable terms the results the program is expected to achieve within a certain time frame.

Personal Services Expense:

Expenses for salaries, wages, workers compensation, health/life insurance, and retirement contributions provided to County employees.

Program:

A broad function or area of responsibility of government services. It is a basic organizational unit of government that is composed of a group of specific activities and operations directed at attaining a common purpose or goal.

Projection:

Estimates of anticipated revenues, expenditures, or other budget amounts for specific time periods, usually in fiscal years.

Property Tax:

Taxes levied on all non-exempt real and personal property located within Leon County. Property taxes computed based on multiplying the millage rate by the assessed value of the property often referred to as *ad valorem tax*.

Citizens' Guide to the Budget
Budget Terms

Proprietary Fund/Agency:

Commonly called "self-supporting" or "enterprise", these funds/agencies pay for all or most of their cost of operations from user fees, and receive little or no general property tax support.

-R-

Real Property (RP):

Land and the structures that are attached to it.

Requisition:

Notification of pre-encumbrance of commitment of funds for goods and services.

Rescission:

The withdrawal of authority to incur financial obligations that were previously provided by law and has not yet expired.

Reserves:

Appropriations of funds set aside to cover unanticipated or contingent expenses and shortfalls in revenues.

Revenue:

Funds collected to finance ongoing County services. Examples are: taxes, licenses and permits; intergovernmental revenue; charges for service; fines and forfeits; miscellaneous; and other financing sources.

Rolled-Back Millage Rate:

The millage rate that will provide the same property tax levy as was levied during the previous fiscal year, except for levies on new construction, additions to structures, deletions, and property added due to geographic boundary changes.

-S-

Special Assessment:

A levy made against certain properties to defray all or part of the cost of a specific capital improvement which benefits the owners of the property.

Special Revenue Fund:

A fund used to account for the proceeds of specific revenue sources, other than expendable trusts or major capital projects that are legally restricted to be used for specific purposes.

State Shared Revenues:

Revenues collected by the state and proportionately share with counties and/or municipalities on the basis of specific formulas.

-T-

Tax Base: The total property valuations on which taxes are levied.

Tax Roll: The certification of assessed/taxable values prepared by the Property Appraiser and presented to the Board of County Commissioners by July 1 of each year.

Transfers: As reflected in fund condition statements, transfers reflect the movement of resources from one fund and other fiscal and personal data for the past, current and budget years.

Trust Fund: Funds used to account for assets held by a governmental unit in a trustee capacity or as an agent for individuals, private organizations, other governments, and/or other funds.

-U-

User Fee: The fee charged to individuals or groups that receive a direct benefit of a public service, facility, or good.

-W-

Workload Measure: A unit of measure to identify the amount of work or product generated from specific activities. They form the basis for determining the unit's success at reaching its performance objectives.

Statistical Summary

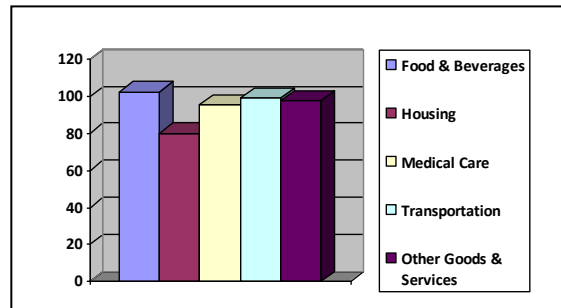
POPULATION		Unincorporated	Incorporated
Leon County	274,803	96,924	177,879
Median Age	31		
Total Leon County Registered Voters as of 2/1/10	177,805		

LABOR FORCE (Leon County)	2009	2008	2007
Civilian Labor Force	145,921	147,017	143,939
Employment	135,817	140,572	139,517
Unemployment	10,104	6,445	4,422
Unemployment Rate (%)	6.9%	4.4%	3.1%

MEDIAN HOUSEHOLD INCOME (Source: Florida Research and Economic Database)	2008	2007	2002
Leon County	\$48,318	\$48,739	\$37,760
Florida	\$47,804	\$47,804	\$38,024

ANNUAL – CONSUMER PRICE INDEX	2008	2007	2006
Leon County	94.1	94.3	94.4

RETAIL PRICE INDEX – Leon County May 2009	
	<i>(Florida Statistical Abstract 2009 BEBR)</i>
Food & Beverages	102.40
Housing	80.14
Medical Care	95.38
Transportation	99.13
Other Goods & Services	97.74



EDUCATION

Leon County Public K-12 Schools

Elementary Schools	24
Middle Schools	8
High Schools	6
Special / Alternative Schools	5
Charter Schools	5

Universities/ Colleges/Junior Colleges

Barry University	
Florida Agricultural & Mechanical University (FAMU)	
Florida State University (FSU)	
Flagler College at TCC	
Keiser University (Tallahassee location)	
Tallahassee Community College (TCC)	

Vocational/Technical Schools

Lively Technical Center	
-------------------------	--

Statistical Summary

MUNICIPAL SERVICES

Libraries	Branches
Florida Agricultural & Mechanical University (FAMU)	5
Florida State University (FSU)	5
Legislative Library	1
Leon County Public Library System	6
State Library of Florida	1
Tallahassee Community College (TCC)	1
Law Enforcement	
FAMU Police Department	
Florida Department of Law Enforcement Capital Police (FDLE)	
FSU Police Department	
Leon County Sheriff's Office (LCSO)	
TCC Campus Police Department	
Tallahassee Police Department (TPD)	
Fire Department	Stations
Tallahassee Fire Department	15
Hospitals	Beds
Tallahassee Memorial Healthcare (TMH)	770
Capital Regional Medical Center	198
Convention/Conference Centers	Seats
Tallahassee - Leon County Civic Center	13,000
Florida State Conference Center	375
Utilities	
<i>Tallahassee City Limits</i>	
Electric, Gas, Water, Tapping, Sewer, Solid Waste, Stormwater	
<i>Outside City Limits</i>	
Electric, Water, Sewer Utility Services, Gas, Solid Waste	
Franchise Agreements	
Comcast	
Sewer	
Solid Waste	
Water	

TRANSPORTATION

Tallahassee Regional Airport	
Major Airlines	
• American	
• Continental	
• Delta	
• U.S. Airway Express	
Commercial Service Carriers	8
Ground Transportation and Vehicle Rental Services	12

Statistical Summary

Railroad Services

CSX Transportation

Bus Service

Greyhound

StarMetro

Highways

Federal Highways

US 27, US 90, US 319

Federal Interstates

I-10

State Highways

SR-20, 59, 61, 155, 259, 263, 267, 363

STATE & LOCAL TAXATION (2010)

Local

Ad Valorem Millage Rates (Adopted)

	<u>City/DIA</u>	<u>City</u>	<u>Uninc.</u>
Countywide	7.8500	7.8500	7.8500
Healthcare MSTU	0.00	0.00	0.00
Emergency Medical Services (EMS) MSTU	0.50	0.50	0.50
City of Tallahassee	3.70	3.70	0.00
City of Tallahassee Downtown Improvement Authority (DIA)	1.00	0.00	0.00
Leon County School Board	8.034	8.034	8.034
Northwest FL Water Management District	0.045	0.045	0.045
Total	21.129	20.129	16.429

Ad Valorem Tax Exemption Available

Yes

General Homestead Exemption

25,000

Note: (Effective January 1, 2008, there is an additional \$25,000 exemption on Non-School taxes for the values greater than \$50,000)

Senior Citizen Homestead Exemption Available

Yes

Discretionary Sales Surtax

1.5%

Utility Service Tax (Public Service Tax)

10.0%

Local Communications Services Tax (CST)

6.290%

State

Corporate Income Tax

5.5%

Personal Income Tax

0.0%

Retail Sales Tax

6.0%

Motor Fuel (Gasoline) Tax

0.267

State Enterprise Zone

Yes

EZ-3701

Federal Enterprise Zone

Yes

FINANCIAL INSTITUTIONS

Banks/Branches

20

Credit Unions

15

Savings and Loans

27

QUALITY OF LIFE

Averages

July Average Temperature (Fahrenheit)

92 (High)

72 (Low)

January Average Temperature (Fahrenheit)

63 (High)

38 (Low)

Average Rainfall (Inches)

63.21

Average Number of Sunny or Partly Sunny Days

231

Statistical Summary

RECREATION

Outdoors Activities

Boat Landings 23

Campgrounds 3

Galleries

- 621 Gallery
- The Dickerson Gallery
- Foster Tanner Fine Arts Gallery
- LeMoyne Gallery
- Marsh Orr Contemporary Fine Art
- Nomads Gallery
- Pelican Place
- Signature Gallery
- South of Soho Gallery
- Thomas Deans & Company

Historic Points of Interest

- Brokaw-McDougal House
- DeSoto State Archeological Site
- Knott House
- Mission San Luis
- The Columns
- The Old Capital
- WWII, Korean and Vietnam War Memorial

Lakes 200

Museums

- Riley House Museum
- Goodwood-Museum & Gardens
- Historical Museum of Florida History
- Old Capital Museum
- Tallahassee Museum of History & Natural Science
- Black Archives Research Center
- Mary Brogan Museum of Art & Science
- Odyssey Science Center
- San Marcos Apalache Historic State Park
- Tallahassee Antique Car Museum
- Mission San Luis
- Knott House Museum
- Florida Association of Museums

Parks 96

61 City 35 County

Reservations 1

Special Events 7

LEON COUNTY CANOPY ROADS

Centerville Road/Moccasin Gap Road

Meridian Road

Miccosukee Road

Old Bainbridge Road

Old Centerville Road

Old St. Augustine Road

Pisgah Church Road

Sunny Hill Road

Statistical Summary

TRAVEL DISTANCE FROM TALLAHASSEE (in miles)

Albertson, New York	1,076	Memphis, Tennessee	543
Atlanta, Georgia	273	Miami, Florida	480
Birmingham, Alabama	302	Montgomery, Alabama	210
Gainesville, Florida	151	New Orleans, Louisiana	384
Houston, Texas	709	Orlando, Florida	257
Jackson, Mississippi	475	Panama City, Florida	121
Jacksonville, Florida	163	Pensacola, Florida	197
Key West, Florida	639	Portland, Oregon	2,774
San Diego, California	2,182	Savannah, Georgia	300
Louisville, Kentucky	666	Springville, New York	1,106
Macon, Georgia	197	Tampa, Florida	274
Melbourne, Florida	326	Washington, D.C.	871



Courtesy of Nations Online Project- www.nationsonline.org



**Leon County Government
Fiscal Year 2011 Budget Calendar**

December 2009

Su	Mo	T	We	Th	F	S
		1	2	3	4	5
6	7	8	9	10	11	12
13	14	15	16	17	18	19
20	21	22	23	24	25	26
27	28	29	30	31		

December 2009

<i>Date</i>	<i>Activity</i>	<i>Participants</i>
Monday, December 7, 2009	Board Retreat	Board of County Commissioners (BOCC) Executive Staff

January 2010

<i>Date</i>	<i>Activity</i>	<i>Participants</i>
Thursday, January 7, 2010	Internal Service Request Matrix Distributed to Departments/Constitutional/Judicial Officers	Facilities Management Management Information Systems Human Resources Office of Management and Budget (OMB)
Tuesday, January 26, 2010	BOCC Budget Workshop	All Departments
Friday, January 29, 2010	Departments/Constitutional/Judicial Officers submit internal service requests	Facilities Management Management Information Systems Human Resources Office of Management and Budget (OMB)

January 2010

Su	Mo	T	We	Th	F	S
					1	2
3	4	5	6	7	8	9
10	11	12	13	14	15	16
17	18	19	20	21	22	23
24	25	26	27	28	29	30
31						

February 2010

Su	Mo	Tu	We	Th	Fr	S
	1	2	3	4	5	6
7	8	9	10	11	12	13
14	15	16	17	18	19	20
21	22	23	24	25	26	27
28						

<i>Date</i>	<i>Activity</i>	<i>Participants</i>
Tuesday, February 9, 2010	Ratification of Actions taken at the January 26, 2010 Budget Workshop	BOCC/ County Administration/ OMB
Wednesday, February 17, 2010 Thursday, February 18, 2010	Budget Training	OMB/ All Departments
Friday, February 19, 2010	Deadline for New Capital Project Requests	OMB/ All Departments

March 2010

<i>Date</i>	<i>Activity</i>	<i>Participants</i>
Friday, March 19, 2010	Deadline for Current Capital Project Requests	OMB/All Departments
Monday, March 22, 2010	Deadline for Departments to notify OMB for budget issues pertaining to required contract and state payment increases and submit requested budgets	OMB/ All Departments

March 2010

Su	Mo	Tu	We	Th	Fr	S
	1	2	3	4	5	6
7	8	9	10	11	12	13
14	15	16	17	18	19	20
21	22	23	24	25	26	27
28	29	30	31			

**Leon County Government
Fiscal Year 2011 Budget Calendar**

April 2010

Su	Mo	Tu	W	Th	Fr	S
				1	2	3
4	5	6	7	8	9	10
11	12	13	14	15	16	17
18	19	20	21	22	23	24
25	26	27	28	29	30	

April 2010

<i>Date</i>	<i>Activity</i>	<i>Participants</i>
	NO ACTIVITIES PLANNED THIS MONTH	

May 2010

<i>Date</i>	<i>Activity</i>	<i>Participants</i>
Tuesday, May 11, 2010	BOCC Budget Workshop	OMB/ All Departments
Tuesday, May 11, 2010	Mid-Year Financial Report Agenda Item	BOCC/ County Administration/OMB

May 2010

Su	Mo	Tu	We	Th	Fr	S
						1
2	3	4	5	6	7	8
9	10	11	12	13	14	15
16	17	18	19	20	21	22
23	24	25	26	27	28	29
30	31					

June 2010

<i>Date</i>	<i>Activity</i>	<i>Participants</i>
Tuesday, June 1, 2010	Receive Tentative Certified Values from Property Appraiser	Property Appraiser
Tuesday, June 1, 2010	Notice to Property Appraisers regarding possible non-ad valorem assessments for TRIM notice	Public Works/OMB/ Property Appraiser
Tuesday, June 22, 2010 Wednesday, June 23, 2010 (if necessary)	Budget Workshop Guidance from BOCC for FY11 Tentative Budget	BOCC/OMB/ Departments

June 2010

Su	Mo	Tu	We	Th	Fr	S
		1	2	3	4	5
6	7	8	9	10	11	12
13	14	15	16	17	18	19
20	21	22	23	24	25	26
27	28	29	30			

July 2010

<i>Date</i>	<i>Activity</i>	<i>Participants</i>
Thursday, July 1, 2010	Certified Taxable Values provided by Property Ap- praiser	Property Appraiser
Thursday, July 1, 2010	Non-ad valorem assess- ments to be included on TRIM due to Property Ap- praiser unless extension granted	BOCC/OMB/ Property Appraiser
Wednesday, July 7, 2010 Thursday, July 8, 2010 Friday, July 9, 2010	Final Tentative Budget Workshop (IF NECESSARY ONLY)	BOCC/OMB/ Departments
Thursday, July 15, 2010	Tentative Budget Submitted to BOCC	County Administration/ OMB

July 2010

Su	Mo	Tu	We	Th	Fr	S
				1	2	3
4	5	6	7	8	9	10
11	12	13	14	15	16	17
18	19	20	21	22	23	24
25	26	27	28	29	30	31

**Leon County Government
Fiscal Year 2011 Budget Calendar**

August 2010

August 2010						
Su	Mo	Tu	We	Th	Fr	S
1	2	3	4	5	6	7
8	9	10	11	12	13	14
15	16	17	18	19	20	21
22	23	24	25	26	27	28
29	30	31				

<i>Date</i>	<i>Activity</i>	<i>Participants</i>
Wednesday, August 4, 2010	TRIM Maximum Millage Notice due to Property Appraiser and Department of Revenue	OMB/ Property Appraiser
Tuesday, August 24, 2010	Last day for Property Appraiser to mail TRIM notices	Property Appraiser

September 2010

<i>Date</i>	<i>Activity</i>	<i>Participants</i>
Tuesday, September 14, 2010	BOCC– 1st Public Budget Hearing on Adoption of Tentative Millage Rates and Tentative Budgets for FY 2010/2011	BOCC/ County Administration/ OMB/ Departments/ Citizens
Wednesday, September 15, 2010	Certification of Non-Ad Valorem assessment roll due to Tax Collector	Public Works
Tuesday, September 21, 2010	BOCC 2nd Public Budget Hearing on Adoption of Tentative Millage Rates and Tentative Budgets for FY 2010/2011	BOCC/ County Administration/ OMB/ Departments/ Citizens
Friday, September 24, 2010	Submit Adopted Budget Resolutions to Property Appraiser and Tax Collector	OMB

September 2010						
Su	Mo	Tu	We	Th	Fr	S
			1	2	3	4
5	6	7	8	9	10	11
12	13	14	15	16	17	18
19	20	21	22	23	24	25
26	27	28	29	30		

October 2010

October 2010						
Su	Mo	Tu	We	Th	Fr	S
					1	2
3	4	5	6	7	8	9
10	11	12	13	14	15	16
17	18	19	20	21	22	23
24	25	26	27	28	29	30
31						

<i>Date</i>	<i>Activity</i>	<i>Participants</i>
Friday, October 1, 2010	Beginning of New Fiscal Year	
Thursday, October 21, 2010	Final Day to Submit TRIM Compliance Certification to Department of Revenue (DOR)	OMB



Budget Cost Summaries

County Commission	16-68
County Administration	16-70
County Attorney	16-71
Office of Management & Budget	16-72
Human Resources	16-73
Tourist Development Council	16-74
Intergovernmental Affairs	16-76
Library Services	16-77
Health & Human Services	16-79
Volunteer Center	16-79
Housing Services	16-80
Veteran Services	16-80
Primary Health Care	16-81
Cooperative Extension	16-82
Emergency Medical Services	16-83
Planning Department	16-84
GEM Support Services	16-85
Building Inspection	16-86
Environmental Compliance	16-87
Development Services	16-88
DEP Storage Tank	16-89
Permit & Compliance Services	16-90
County Probation	16-91
Facilities Management	16-92
Management Information Services	16-94
Minority/Women Small Business Enterprise	16-96
Purchasing	16-97
PW Support Services	16-98

Budget Cost Summaries

Operations	16-99
Animal Services	16-102
Engineering Services & Water Quality & TMDL Monitoring	16-103
Fleet Management	16-104
Parks & Recreation	16-105
Solid Waste	16-106
Clerk of the Court	16-109
Property Appraiser	16-110
Sheriff	16-111
Supervisor of Elections	16-114
Tax Collector	16-116
Court Administration	16-117
State Attorney	16-118
Public Defender	16-119
Other Court-Related Programs	16-120
Guardian Ad Litem	16-122
Fire Control	16-123
Other Non-Operating	16-124
Risk Workers Comp.	16-126
Communications	16-127

Leon County Government
County Commission - Fiscal Year 2011 Budgetary Cost Summary

Organizational Code / Account	FY 2009 Actual	FY 2010 Adopted	FY 2011 Adopted	FY 2012 Projected
001-100-511 County Commission				
51100 Executive Salaries	549,796	533,918	530,865	546,405
51200 Regular Salaries and Wages	445,343	409,679	415,759	427,354
51300 Other Salaries & Wages	2,585	0	0	0
52100 Fica Taxes	74,004	73,011	73,241	75,323
52200 Retirement Contribution	123,498	134,836	148,335	287,652
52300 Life & Health Insurance	113,404	131,465	141,908	150,826
52400 Workers Compensation	3,563	2,871	2,828	2,905
001-100-511 Totals	<u>1,312,193</u>	<u>1,285,780</u>	<u>1,312,936</u>	<u>1,490,465</u>
001-101-511 Commission District 1				
54000 Travel & Per Diem	4,365	5,000	5,000	5,000
54100 Communications	310	500	500	500
54900 Other Current Charges & Obligations	4,335	3,400	3,400	3,400
55100 Office Supplies	325	400	400	400
55200 Operating Supplies	34	200	200	200
001-101-511 Totals	<u>9,369</u>	<u>9,500</u>	<u>9,500</u>	<u>9,500</u>
001-102-511 Commission District 2				
54000 Travel & Per Diem	5,324	5,200	5,200	5,200
54100 Communications	0	300	300	300
54700 Printing And Binding	0	200	200	200
54900 Other Current Charges & Obligations	771	2,929	2,929	2,929
55100 Office Supplies	114	700	700	700
55200 Operating Supplies	627	100	100	100
55400 Publications, Subscriptions & Membership	0	71	71	71
001-102-511 Totals	<u>6,836</u>	<u>9,500</u>	<u>9,500</u>	<u>9,500</u>
001-103-511 Commission District 3				
54000 Travel & Per Diem	3,766	5,000	5,000	5,000
54200 Postage	0	1,000	1,000	1,000
54700 Printing And Binding	72	1,000	1,000	1,000
54900 Other Current Charges & Obligations	20	1,000	1,000	1,000
55100 Office Supplies	9	400	400	400
55200 Operating Supplies	1,036	1,100	1,100	1,100
001-103-511 Totals	<u>4,903</u>	<u>9,500</u>	<u>9,500</u>	<u>9,500</u>
001-104-511 Commission District 4				
54000 Travel & Per Diem	5,097	7,300	7,300	7,300
54100 Communications	214	200	200	200
54900 Other Current Charges & Obligations	0	750	750	750
55100 Office Supplies	62	500	500	500
55200 Operating Supplies	2,246	750	750	750
001-104-511 Totals	<u>7,619</u>	<u>9,500</u>	<u>9,500</u>	<u>9,500</u>
001-105-511 Commission District 5				
54000 Travel & Per Diem	8,354	6,700	7,700	7,700
54900 Other Current Charges & Obligations	960	1,700	1,200	1,200
55100 Office Supplies	114	800	300	300
55400 Publications, Subscriptions & Membership	72	300	300	300
001-105-511 Totals	<u>9,500</u>	<u>9,500</u>	<u>9,500</u>	<u>9,500</u>

Leon County Government
County Commission - Fiscal Year 2011 Budgetary Cost Summary

Organizational Code / Account	FY 2009 Actual	FY 2010 Adopted	FY 2011 Adopted	FY 2012 Projected
001-106-511 Commission At-Large (Group 1)				
54000 Travel & Per Diem	3,491	3,500	3,500	3,500
54100 Communications	0	200	200	200
54200 Postage	0	100	100	100
54700 Printing And Binding	725	200	200	200
54900 Other Current Charges & Obligations	3,474	3,500	3,500	3,500
55100 Office Supplies	305	500	500	500
55200 Operating Supplies	1,503	1,500	1,500	1,500
001-106-511 Totals	<u>9,498</u>	<u>9,500</u>	<u>9,500</u>	<u>9,500</u>
001-107-511 Commission At-Large (Group 2)				
54000 Travel & Per Diem	8,627	6,000	6,000	6,000
54100 Communications	0	400	400	400
54700 Printing And Binding	0	200	200	200
54900 Other Current Charges & Obligations	165	750	750	750
55100 Office Supplies	225	750	750	750
55200 Operating Supplies	0	1,400	1,400	1,400
55401 Training	450	0	0	0
001-107-511 Totals	<u>9,467</u>	<u>9,500</u>	<u>9,500</u>	<u>9,500</u>
001-108-511 Commissioners' Account				
54100 Communications	35	0	0	0
54101 Communication - Phone System	2,271	2,395	2,265	2,265
54200 Postage	191	1,500	1,500	1,500
54400 Rentals and Leases	1,678	3,000	3,000	3,000
54700 Printing and Binding	0	4,000	4,000	4,000
54900 Other Current Charges & Obligations	800	1,000	1,000	1,000
55100 Office Supplies	4	700	700	700
55200 Operating Supplies	18,030	12,865	12,865	12,865
55400 Publications, Subscriptions & Membership	503	0	0	0
001-108-511 Totals	<u>23,512</u>	<u>25,460</u>	<u>25,330</u>	<u>25,330</u>
County Commission Totals	<u>1,392,897</u>	<u>1,377,740</u>	<u>1,404,766</u>	<u>1,582,295</u>

**Leon County Government
County Administration - Fiscal Year 2011 Budgetary Cost Summary**

Organizational Code / Account	FY 2009 Actual	FY 2010 Adopted	FY 2011 Adopted	FY 2012 Projected
001-110-512 County Administration				
51100 Executive Salaries	0	7,200	7,200	7,200
51200 Regular Salaries and Wages	358,095	556,405	524,424	538,840
52100 Fica Taxes	17,992	33,299	30,619	31,650
52200 Retirement Contribution	42,189	68,081	75,462	121,839
52205 Other Retirement Contributions	16,700	16,636	16,636	16,636
52210 Deferred Compensation Match	49	200	203	206
52300 Life & Health Insurance	33,378	58,897	41,210	43,622
52305 Disability Insurance	6,332	0	3,508	3,508
52400 Workers Compensation	1,354	1,743	1,640	1,682
54000 Travel & Per Diem	4,624	6,900	6,900	6,900
54101 Communication - Phone System	966	1,530	1,565	1,565
54200 Postage	0	300	300	300
54700 Printing And Binding	115	60	60	60
55100 Office Supplies	66	1,080	1,080	1,080
1 Non Clerical Employee 150				
1 Secretarial Employee 290				
Copy paper for agendas/workshops, stationary, preprinted forms, and miscellaneous equipment items under \$750				
55200 Operating Supplies	1,295	1,400	1,400	1,400
55400 Publications, Subscriptions & Membership	200	1,317	1,317	1,317
55401 Training	110	700	700	700
001-110-512 Totals	<u>483,465</u>	<u>755,748</u>	<u>714,224</u>	<u>778,505</u>
County Administration Totals	<u><u>483,465</u></u>	<u><u>755,748</u></u>	<u><u>714,224</u></u>	<u><u>778,505</u></u>

**Leon County Government
County Attorney - Fiscal Year 2011 Budgetary Cost Summary**

Organizational Code / Account	FY 2009 Actual	FY 2010 Adopted	FY 2011 Adopted	FY 2012 Projected
001-120-514 County Attorney				
51100 Executive Salaries	0	7,200	7,200	7,200
51200 Regular Salaries and Wages	789,081	779,074	886,498	910,296
52100 Fica Taxes	49,518	51,683	59,563	61,338
52200 Retirement Contribution	87,250	93,934	114,456	166,540
52205 Other Retirement Contributions	15,680	15,620	15,620	15,620
52210 Deferred Compensation Match	1,047	1,600	1,624	1,648
52300 Life & Health Insurance	83,938	102,190	122,584	130,153
52305 Disability Insurance	4,954	0	3,369	3,369
52400 Workers Compensation	2,425	1,924	1,993	2,043
53100 Professional Services	197,928	455,000	455,000	455,000
53300 Court Reporter Services	1,296	7,500	7,500	7,500
53400 Other Contractual Services	21,761	7,616	7,616	7,616
54000 Travel & Per Diem	18,185	16,200	17,700	17,700
54100 Communications	339	1,200	1,200	1,200
54101 Communication - Phone System	2,680	1,720	1,565	1,565
54200 Postage	1,299	1,344	1,344	1,344
54400 Rentals and Leases	2,892	5,200	5,200	5,200
54600 Repairs and Maintenance	332	1,411	1,411	1,411
54700 Printing And Binding	639	11,700	11,700	11,700
55100 Office Supplies	8,983	5,365	5,805	5,805
55200 Operating Supplies	701	1,600	1,600	1,600
55400 Bar dues for new Assistant County Attorney; Westlaw and law book subscriptions.	49,700	34,265	49,250	49,250
55401 Training	1,574	750	1,000	1,000
001-120-514 Totals	<u>1,342,202</u>	<u>1,604,096</u>	<u>1,780,798</u>	<u>1,866,098</u>
County Attorney Totals	<u>1,342,202</u>	<u>1,604,096</u>	<u>1,780,798</u>	<u>1,866,098</u>

Leon County Government
Office of Management and Budget - Fiscal Year 2011 Budgetary Cost Summary

Organizational Code / Account	FY 2009 Actual	FY 2010 Adopted	FY 2011 Adopted	FY 2012 Projected
001-130-513 Office of Management & Budget				
51200 Regular Salaries and Wages	439,348	510,680	524,419	540,043
51250 Regular OPS Salaries	6,855	0	0	0
52100 Fica Taxes	31,269	37,350	38,477	39,713
52200 Retirement Contribution	46,963	56,263	65,800	96,822
52210 Deferred Compensation Match	1,497	1,200	1,218	1,236
52300 Life & Health Insurance	56,391	75,394	85,390	90,675
52400 Workers Compensation	1,694	1,559	1,570	1,617
53100 Professional Services	30,457	35,000	35,000	35,000
54000 Travel & Per Diem	1,862	4,970	4,768	4,768
54101 Communication - Phone System	1,500	1,615	1,630	1,630
54200 Postage	145	400	400	400
54400 Rentals and Leases	0	0	11,412	11,412
54700 Printing and Binding	10,440	15,850	6,600	6,600
54900 Other Current Charges & Obligations	12	0	0	0
55100 Office Supplies	3,316	5,130	4,340	4,340
55200 Operating Supplies	2,246	3,845	1,779	1,779
55400 Publications, Subscriptions & Memberships	2,487	1,330	1,330	1,330
55401 Training	414	2,455	3,378	3,378
001-130-513 Totals	<u>636,896</u>	<u>753,041</u>	<u>787,511</u>	<u>840,743</u>
501-132-513 Risk Management				
51200 Regular Salaries and Wages	82,060	81,802	83,827	86,225
52100 Fica Taxes	5,857	6,037	6,170	6,357
52200 Retirement Contribution	8,157	8,707	9,583	12,628
52300 Life & Health Insurance	16,074	16,111	16,751	17,891
52400 Workers Compensation	312	246	248	254
53100 Professional Services	128,169	123,000	123,000	123,000
54000 Travel & Per Diem	0	1,900	1,900	1,900
54100 Communications	68	360	360	360
54101 Communication - Phone System	336	425	380	380
54200 Postage	65	160	160	160
54700 Printing And Binding	132	400	400	400
55100 Office Supplies	277	600	600	600
55200 Operating Supplies	577	950	950	950
55400 Publications, Subscriptions & Memberships	1,260	1,300	1,300	1,300
55401 Training	219	900	900	900
501-132-513 Totals	<u>243,563</u>	<u>242,898</u>	<u>246,529</u>	<u>253,305</u>
Office of Management and Budget Totals	<u>880,459</u>	<u>995,939</u>	<u>1,034,040</u>	<u>1,094,048</u>

Leon County Government
Human Resources - Fiscal Year 2011 Budgetary Cost Summary

Organizational Code / Account	FY 2009 Actual	FY 2010 Adopted	FY 2011 Adopted	FY 2012 Projected
001-160-513 Human Resources				
51200 Regular Salaries and Wages	590,950	618,282	615,460	633,770
51250 Regular OPS Salaries	13,483	0	35,450	35,450
51300 Other Salaries & Wages	18,962	0	0	0
52100 Fica Taxes	46,252	47,765	49,633	51,149
52200 Retirement Contribution	60,239	66,370	74,890	98,186
52210 Deferred Compensation Match	1,244	1,300	1,320	1,340
52300 Life & Health Insurance	73,572	92,912	99,310	105,579
52400 Workers Compensation	2,405	1,876	2,223	2,286
53500 Investigations	6,436	11,750	11,750	11,750
54000 Travel & Per Diem	3,946	5,438	5,438	5,438
54101 Communication - Phone System	1,814	1,560	1,500	1,500
54200 Postage	1,171	3,000	3,000	3,000
54400 Rentals and Leases	7,412	9,484	9,484	9,484
54700 Printing and Binding	1,213	4,500	4,500	4,500
54800 Promotional Activities	1,084	3,172	3,172	3,172
54801 Recruitment	27,796	54,920	54,920	54,920
54900 Other Current Charges & Obligations	24,340	25,000	25,000	25,000
54909 Employee Incentives	16,262	23,900	23,900	23,900
54917 Employee Assistance Program	2,340	3,000	3,000	3,000
54918 Staff Development & Training	28,298	27,983	27,983	27,983
54950 Tuition Assistance	37,694	49,225	49,225	49,225
55100 Office Supplies	4,213	4,440	4,440	4,440
55200 Operating Supplies	3,093	3,772	3,772	3,772
55400 Publications, Subscriptions & Memberships	1,018	1,854	1,854	1,854
55401 Training	1,474	6,389	6,389	6,389
001-160-513 Totals	<u>976,711</u>	<u>1,067,892</u>	<u>1,117,613</u>	<u>1,167,087</u>
Human Resources Totals	<u><u>976,711</u></u>	<u><u>1,067,892</u></u>	<u><u>1,117,613</u></u>	<u><u>1,167,087</u></u>

Leon County Government
Tourist Development - Fiscal Year 2011 Budgetary Cost Summary

Organizational Code / Account	FY 2009 Actual	FY 2010 Adopted	FY 2011 Adopted	FY 2012 Projected
160-301-552 Administration				
51200 Regular Salaries and Wages	268,147	220,644	231,081	237,872
51250 Regular OPS Salaries	0	0	10,398	10,398
52100 Fica Taxes	17,886	16,557	17,679	18,295
52200 Retirement Contribution	25,395	22,219	30,460	45,860
52210 Deferred Compensation Match	657	700	711	722
52300 Life & Health Insurance	33,071	40,651	42,309	45,193
52400 Workers Compensation	774	664	713	734
53400 Other Contractual Services	31,655	92,575	87,800	87,800
54000 Travel & Per Diem	2,994	5,000	6,550	6,550
54100 Communications	368	300	150	150
54101 Communication - Phone System	3,207	1,150	1,055	1,055
54200 Postage	0	100	100	100
54300 Utility Services	14,254	18,000	14,500	14,500
54400 Rentals and Leases	11,866	12,500	10,765	10,765
54600 Repairs and Maintenance	33,261	25,500	26,801	26,801
54900 Other Current Charges & Obligations	0	0	1,850	1,850
55100 Office Supplies	543	800	800	800
55200 Operating Supplies	14,320	17,500	10,100	10,100
55400 Publications, Subscriptions & Memberships	4,734	875	1,515	1,515
55401 Training	500	2,000	3,000	3,000
160-301-552 Totals	<u>463,632</u>	<u>477,735</u>	<u>498,337</u>	<u>524,060</u>
160-302-552 Advertising				
53400 Other Contractual Services	2,993	725,000	725,000	725,000
160-302-552 Totals	<u>2,993</u>	<u>725,000</u>	<u>725,000</u>	<u>725,000</u>
160-303-552 Marketing				
51200 Regular Salaries and Wages	0	0	370,293	381,401
51250 Regular OPS Salaries	0	0	10,398	10,398
52100 Fica Taxes	0	0	29,950	30,799
52200 Retirement Contribution	0	0	42,072	50,093
52210 Deferred Compensation Match	0	0	469	-25,324
52300 Life & Health Insurance	0	0	63,365	66,903
52400 Workers Compensation	0	0	2,024	2,082
53400 Other Contractual Services	1,049,192	1,026,611	15,400	15,400
54000 Travel & Per Diem	150	0	51,378	51,378
54100 Communications	0	0	5,220	5,220
54101 Communication - Phone System	0	0	3,165	3,165
54200 Postage	0	0	40,045	40,045
54400 Rentals and Leases	0	0	3,302	3,302
54700 Printing and Binding	0	0	5,000	5,000
54800 Promotional Activities	0	0	22,240	22,240
54860 TDC Direct Sales Promotions	0	0	39,795	39,795
54861 TDC Community Relations	0	0	6,600	6,600
54900 Other Current Charges & Obligations	192,226	0	102,599	104,409
55100 Office Supplies	0	0	7,200	7,200
55200 Operating Supplies	0	0	5,000	5,000
55250 Operating Supplies / Uniforms	0	0	1,500	1,500
55400 Publications, Subscriptions & Memberships	0	0	28,225	28,225
55401 Training	0	0	7,000	7,000
56400 Machinery and Equipment	0	0	1,300	1,300
58160 TDC Local T&E	0	0	2,500	2,500
58320 Sponsorships & Contributions	0	0	24,350	24,350
160-303-552 Totals	<u>1,241,568</u>	<u>1,026,611</u>	<u>890,390</u>	<u>889,981</u>
160-304-552 Special Projects				
58300 Other Grants & Aids	105,367	100,000	150,000	150,000
58320 Sponsorships & Contributions	2,000	0	0	0
160-304-552 Totals	<u>107,367</u>	<u>100,000</u>	<u>150,000</u>	<u>150,000</u>

Leon County Government
Tourist Development - Fiscal Year 2011 Tentative Budgetary Cost Summary

Organizational Code / Account	FY 2009 Actual	FY 2010 Adopted	FY 2011 Adopted	FY 2012 Projected
160-305-552 1 Cent Expenses				
58100 Aids To Government Agencies	562,496	767,600	744,800	752,400
160-305-552 Totals	<u>562,496</u>	<u>767,600</u>	<u>744,800</u>	<u>752,400</u>
Tourist Development Totals	<u><u>2,378,056</u></u>	<u><u>3,096,946</u></u>	<u><u>3,008,527</u></u>	<u><u>3,041,441</u></u>

Leon County Government
Intergovernmental Affairs - Fiscal Year 2011 Budgetary Cost Summary

Organizational Code / Account	FY 2009 Actual	FY 2010 Adopted	FY 2011 Adopted	FY 2012 Projected
001-114-512 Intergovernmental Affairs				
51200 Regular Salaries and Wages	550,698	605,115	637,320	656,093
52100 Fica Taxes	37,976	43,571	45,799	47,266
52200 Retirement Contribution	58,400	65,897	74,511	101,553
52210 Deferred Compensation Match	1,387	900	914	928
52300 Life & Health Insurance	88,984	112,675	114,649	122,447
52400 Workers Compensation	2,076	1,818	1,883	1,938
53100 Professional Services	9,888	20,684	20,684	20,684
53400 Other Contractual Services	152,927	140,000	140,000	140,000
54000 Travel & Per Diem	16,016	15,000	15,000	15,000
54100 Communications	353	0	0	0
54101 Communication - Phone System	1,503	1,310	1,150	1,150
54200 Postage	436	3,076	3,076	3,076
54600 Repairs and Maintenance	2,203	400	400	400
54700 Printing and Binding	8,370	10,800	10,800	10,800
54800 Promotional Activities	48,084	48,400	48,400	48,400
54900 Other Current Charges & Obligations	3,935	2,900	2,900	2,900
55100 Office Supplies	2,343	1,480	1,480	1,480
55200 Operating Supplies	5,319	6,000	6,000	6,000
55400 Publications, Subscriptions & Memberships	8,069	3,492	3,492	3,492
55401 Training	0	500	500	500
56400 Machinery And Equipment	3,537	0	0	0
001-114-512 Totals	<u>1,002,504</u>	<u>1,084,018</u>	<u>1,128,958</u>	<u>1,184,107</u>
Intergovernmental Affairs Totals	<u><u>1,002,504</u></u>	<u><u>1,084,018</u></u>	<u><u>1,128,958</u></u>	<u><u>1,184,107</u></u>

Leon County Government
Library Services - Fiscal Year 2011 Budgetary Cost Summary

Organizational Code / Account	FY 2009 Actual	FY 2010 Adopted	FY 2011 Adopted	FY 2012 Projected
001-240-571 Lib - Policy, Planning, & Operations				
51200 Regular Salaries and Wages	267,488	342,292	352,443	363,016
51400 Overtime	449	0	0	0
52100 Fica Taxes	20,504	26,035	26,627	27,530
52200 Retirement Contribution	27,243	36,224	41,226	56,305
52210 Deferred Compensation Match	944	1,100	1,117	1,134
52300 Life & Health Insurance	21,974	46,987	63,611	67,699
52400 Workers Compensation	1,067	1,039	1,052	1,083
53100 Professional Services	303,123	323,799	332,895	342,719
53400 Other Contractual Services	14,590	8,150	8,150	8,150
54000 Travel & Per Diem	820	1,500	1,500	1,500
54100 Communications	1,215	2,280	2,280	2,280
54101 Communication - Phone System	21,145	15,010	14,320	14,320
54200 Postage	18,018	22,692	22,692	22,692
54400 Rentals and Leases	23,821	26,044	26,044	26,044
54600 Repairs and Maintenance	302	600	600	600
54700 Printing and Binding	1,207	500	500	500
54800 Promotional Activities	397	400	400	400
54900 Other Current Charges & Obligations	5,323	0	0	0
55100 Office Supplies	14,702	15,540	15,540	15,540
55200 Operating Supplies	37,098	36,163	36,163	36,163
55400 Publications, Subscriptions & Memberships	3,184	2,990	2,990	2,990
55401 Training	150	4,948	4,948	4,948
001-240-571 Totals	<u>784,764</u>	<u>914,293</u>	<u>955,098</u>	<u>995,613</u>
001-241-571 Library Public Services				
51200 Regular Salaries and Wages	1,239,017	1,360,605	1,374,947	1,416,186
51250 Regular OPS Salaries	16,407	24,237	24,237	24,964
51400 Overtime	168	0	0	0
52100 Fica Taxes	93,275	108,690	111,725	114,928
52200 Retirement Contribution	116,762	143,491	157,797	189,801
52210 Deferred Compensation Match	5,095	6,700	6,801	6,903
52300 Life & Health Insurance	215,987	348,573	330,321	348,915
52400 Workers Compensation	4,725	4,326	4,365	4,492
53400 Other Contractual Services	3,422	3,000	3,000	3,000
54000 Travel & Per Diem	100	0	0	0
54600 Repairs and Maintenance	9,841	12,135	12,135	12,135
54700 Printing and Binding	7,755	7,500	7,500	7,500
54900 Other Current Charges & Obligations	1,040	1,695	1,695	1,695
55100 Office Supplies	7,076	8,118	8,118	8,118
55200 Operating Supplies	8,042	6,960	6,960	6,960
55401 Training	225	960	960	960
56600 Books, Publications & Library Material	573,897	595,505	595,505	712,505
56610 Electronic Subscriptions	59,885	27,000	27,000	27,000
001-241-571 Totals	<u>2,362,719</u>	<u>2,659,495</u>	<u>2,673,066</u>	<u>2,886,062</u>

Leon County Government
Library Services - Fiscal Year 2011 Budgetary Cost Summary

Organizational Code / Account	FY 2009 Actual	FY 2010 Adopted	FY 2011 Adopted	FY 2012 Projected
001-242-571 Library Collection Services				
51200 Regular Salaries and Wages	433,750	495,429	504,206	519,331
52100 Fica Taxes	32,084	37,905	38,844	40,006
52200 Retirement Contribution	42,916	49,889	55,196	67,250
52210 Deferred Compensation Match	2,320	2,400	2,436	2,473
52300 Life & Health Insurance	99,088	139,191	127,970	136,572
52400 Workers Compensation	1,669	1,515	1,521	1,567
53400 Other Contractual Services	85,821	78,369	78,369	78,369
54000 Travel & Per Diem	0	90	90	90
54200 Postage	4,308	13,050	13,050	13,050
54505 Vehicle Coverage	2,372	6,206	7,166	7,166
54600 Repairs and Maintenance	1,334	1,645	1,645	1,645
54601 Vehicle Repair	1,538	3,363	4,065	4,096
54700 Printing And Binding	7,070	7,492	7,492	7,492
55100 Office Supplies	2,764	4,133	4,133	4,133
55200 Operating Supplies	38,282	37,983	37,983	37,983
55210 Fuel & Oil	4,106	3,783	5,100	5,100
55400 Publications, Subscriptions & Memberships	4,231	4,285	4,285	4,285
55401 Training	3,697	4,315	4,315	4,315
001-242-571 Totals	<u>767,350</u>	<u>891,043</u>	<u>897,866</u>	<u>934,923</u>
001-243-571 Library Extension Services				
51200 Regular Salaries and Wages	1,369,402	1,392,844	1,435,915	1,771,127
51400 Overtime	20	0	0	0
52100 Fica Taxes	102,040	109,853	114,806	140,449
52200 Retirement Contribution	129,263	145,552	162,821	229,350
52210 Deferred Compensation Match	5,615	5,600	5,684	5,769
52300 Life & Health Insurance	207,683	299,554	345,829	460,205
52400 Workers Compensation	5,203	4,315	4,431	5,421
53400 Other Contractual Services	42,141	43,370	43,370	43,370
54000 Travel & Per Diem	1,302	2,197	2,197	3,397
54100 Communications	7,440	8,588	8,588	8,588
54200 Postage	1,161	0	0	0
54600 Repairs and Maintenance	12,761	14,869	17,032	21,531
54601 Vehicle Repair	2,510	4,463	4,395	4,428
54700 Printing And Binding	204	0	0	0
54800 Promotional Activities	577	600	600	9,550
55100 Office Supplies	17,910	18,310	21,310	24,955
55200 Operating Supplies	11,195	45,272	45,272	23,672
55210 Fuel & Oil	1,389	1,032	1,515	1,515
55400 Publications, Subscriptions & Memberships	1,710	2,120	2,120	2,120
55401 Training	883	1,876	1,876	2,626
001-243-571 Totals	<u>1,920,409</u>	<u>2,100,415</u>	<u>2,217,761</u>	<u>2,758,073</u>
Library Services Totals	<u>5,835,242</u>	<u>6,565,246</u>	<u>6,743,791</u>	<u>7,574,671</u>

Leon County Government
Health & Human Services - Fiscal Year 2011 Budgetary Cost Summary

Organizational Code / Account	FY 2009 Actual	FY 2010 Adopted	FY 2011 Adopted	FY 2012 Projected
001-113-513 Volunteer Center				
51200 Regular Salaries and Wages	116,714	116,186	99,402	102,368
51400 Overtime	107	2,000	2,000	2,000
52100 Fica Taxes	8,558	8,889	7,604	7,831
52200 Retirement Contribution	11,984	12,307	10,705	12,806
52210 Deferred Compensation Match	0	700	711	722
52300 Life & Health Insurance	15,308	17,015	23,459	25,070
52400 Workers Compensation	442	349	294	303
53400 Other Contractual Services	1,325	300	300	300
54000 Travel & Per Diem	1,558	3,196	3,196	3,196
54100 Communications	1,248	1,320	1,320	1,320
54101 Communication - Phone System	1,218	1,295	1,200	1,200
54200 Postage	358	500	519	519
54700 Printing and Binding	3,420	6,257	6,257	6,257
54800 Promotional Activities	6,873	4,859	4,859	4,859
55100 Office Supplies	8,095	3,907	3,907	3,907
55200 Operating Supplies	31	0	0	0
55400 Publications, Subscriptions & Memberships	1,749	1,327	1,327	1,327
55401 Training	734	195	195	195
001-113-513 Totals	<u>179,722</u>	<u>180,602</u>	<u>167,255</u>	<u>174,180</u>
001-190-562 Health Department				
58100 Aids To Government Agencies	237,345	237,345	237,345	237,345
001-190-562 Totals	<u>237,345</u>	<u>237,345</u>	<u>237,345</u>	<u>237,345</u>
001-370-527 Medical Examiner				
58346 Medical Examiner	351,886	375,000	393,750	405,338
001-370-527 Totals	<u>351,886</u>	<u>375,000</u>	<u>393,750</u>	<u>405,338</u>
001-370-562 Tubercular Care & Child Protection Exams				
58340 Tubercular Care-Transportation	0	2,000	2,000	2,000
58342 Child Protection Exams	59,000	59,000	59,000	59,000
001-370-562 Totals	<u>59,000</u>	<u>61,000</u>	<u>61,000</u>	<u>61,000</u>
001-370-563 Baker Act & Marchman Act				
53101 Baker Act Payments	614,918	343,083	353,375	363,976
53102 Mental Health & Alcohol	0	284,921	284,781	287,193
001-370-563 Totals	<u>614,918</u>	<u>628,004</u>	<u>638,156</u>	<u>651,169</u>
001-370-564 Medicaid & Indigent Burials				
55200 Operating Supplies - Funding is being requested to cover the costs for Medicaid Billing software licensing for FY11. The outyears costs are associated with the annual maintenance fee which has already been contemplated in the FY11 request.	0	0	4,930	1,030
58341 Indigent Burial	2,500	3,500	3,500	3,500
58343 Medicaid	1,667,776	2,100,000	2,463,000	2,536,890
001-370-564 Totals	<u>1,670,276</u>	<u>2,103,500</u>	<u>2,471,430</u>	<u>2,541,420</u>
001-370-569 CHSP & Emergency Assistance				
51200 Regular Salaries and Wages	24,807	46,573	45,457	46,821
52100 Fica Taxes	1,805	3,839	3,477	3,582
52200 Retirement Contribution	2,366	5,052	4,896	5,857
52210 Deferred Compensation Match	0	100	102	104
52300 Life & Health Insurance	5,468	4,062	14,945	15,975
52400 Workers Compensation	91	151	134	138
53400 Other Contractual Services	144,000	144,000	144,000	144,000
58344 Human Service Grants	779,801	750,000	825,000	825,000
58345 Emergency Assistance	34,663	40,000	40,000	40,000
001-370-569 Totals	<u>993,001</u>	<u>993,777</u>	<u>1,078,011</u>	<u>1,081,477</u>

Leon County Government
Health & Human Services - Fiscal Year 2011 Budgetary Cost Summary

Organizational Code / Account	FY 2009 Actual	FY 2010 Adopted	FY 2011 Adopted	FY 2012 Projected
001-371-569 Housing Services				
51200 Regular Salaries and Wages	250,220	351,253	356,923	366,173
51400 Overtime	875	0	0	0
52100 Fica Taxes	18,597	26,868	27,579	28,287
52200 Retirement Contribution	24,350	35,372	38,883	45,487
52210 Deferred Compensation Match	1,294	900	914	928
52300 Life & Health Insurance	50,580	82,776	83,268	88,737
52400 Workers Compensation	936	1,057	1,066	1,092
53400 Other Contractual Services	0	450	652	652
54000 Travel & Per Diem	2,063	4,705	4,705	4,705
54101 Communication - Phone System	2,207	2,110	2,115	2,115
54200 Postage	602	800	800	800
54400 Rentals and Leases	5,597	5,119	5,119	5,119
54505 Vehicle Coverage	419	371	401	401
54600 Repairs and Maintenance	0	200	200	200
54601 Vehicle Repair	229	1,050	1,642	1,655
54700 Printing And Binding	284	1,000	1,000	1,000
54900 Other Current Charges & Obligations	1,065	2,825	2,473	2,473
55100 Office Supplies	3,221	2,800	2,950	2,950
55200 Operating Supplies	2,712	3,334	3,334	3,334
55210 Fuel & Oil	740	1,466	1,050	1,050
55400 Publications, Subscriptions & Memberships	256	800	800	800
55401 Training	1,992	1,900	1,900	1,900
001-371-569 Totals	<u>368,239</u>	<u>527,156</u>	<u>537,774</u>	<u>559,858</u>
001-390-553 Veteran Services				
51200 Regular Salaries and Wages	120,998	134,293	133,543	137,550
51400 Overtime	398	1,000	1,000	1,000
52100 Fica Taxes	9,169	10,549	10,768	11,073
52200 Retirement Contribution	11,794	13,887	15,701	20,078
52210 Deferred Compensation Match	660	1,400	1,421	1,442
52300 Life & Health Insurance	6,413	15,082	13,645	14,056
52400 Workers Compensation	448	415	417	428
54000 Travel & Per Diem	1,677	2,877	2,877	2,877
54101 Communication - Phone System	806	875	820	820
54200 Postage	374	767	767	767
54400 Rentals and Leases	2,899	2,800	2,800	2,800
54600 Repairs and Maintenance	0	158	160	160
54700 Printing and Binding	56	68	68	68
54800 Promotional Activities	660	2,574	74	74
54900 Other Current Charges & Obligations	0	300	300	300
55100 Office Supplies	636	440	440	440
55200 Operating Supplies	0	458	458	458
55400 Publications, Subscriptions & Memberships	97	580	580	580
55401 Training	1,486	4,624	4,622	4,622
58349 Military Personnel Grant Program	34,124	100,000	100,000	100,000
001-390-553 Totals	<u>192,695</u>	<u>293,147</u>	<u>290,461</u>	<u>299,593</u>
001-971-562 Primary Health Care				
51200 Regular Salaries and Wages	0	0	39,347	39,347
52100 Fica Taxes	0	0	3,011	3,011
52200 Retirement Contribution	0	0	4,238	4,922
52300 Life & Health Insurance	0	0	11,706	12,500
52400 Workers Compensation	0	0	116	116
53144 Professional Services / Medical	257,681	257,671	257,671	257,671
54200 Postage	187	100	100	100
54900 Other Current Charges & Obligations	1,346,445	1,486,937	1,483,200	1,483,200
54908 Other Current Charges & Obligations	0	2,780	2,780	2,780
55200 Operating Supplies	631	1,650	1,650	1,650
55400 Publications, Subscriptions & Memberships	215	250	250	250
001-971-562 Totals	<u>1,605,159</u>	<u>1,749,388</u>	<u>1,804,069</u>	<u>1,805,547</u>

Leon County Government
Health & Human Services - Fiscal Year 2011 Budgetary Cost Summary

Organizational Code / Account	FY 2009 Actual	FY 2010 Adopted	FY 2011 Adopted	FY 2012 Projected
161-808-554 Housing Finance Authority				
54000 Travel & Per Diem	0	8,000	7,715	7,715
54200 Postage	0	150	2,150	2,150
54700 Printing And Binding	0	150	2,150	2,150
54900 Other Current Charges & Obligations	1,634	250	2,250	2,250
55100 Office Supplies	33	250	2,250	1,965
55200 Operating Supplies	1,448	1,000	3,000	3,000
55400 Publications, Subscriptions & Memberships	525	1,200	1,200	1,200
58200 Aids To Private Organizations	0	10,000	0	0
58313 Housing Related Activities	2,500	10,350	10,350	10,350
585198 Rebecca Leamon	44,835	0	0	0
585204 Ricky Footman	112	0	0	0
585206 Mamie Ingram	30	0	0	0
585208 Kathrine Sharpe	195	0	0	0
585210 Cynthia Fields	62	0	0	0
585211 Gwendolyn Parker	140	0	0	0
585212 Dunk Chambers	168	0	0	0
585213 Sharon Harris	213	0	0	0
585214 Tavia Still	189	0	0	0
585215 Prcilla Whitfield	20	0	0	0
585216 Inez Woody	43	0	0	0
585218 Linda Kay Allen	209	0	0	0
585219 Verdell Lewis	125	0	0	0
585220 Michelle Ervine	162	0	0	0
585221 Dorothy Johnson	112	0	0	0
585223 Cynthia Baker	600	0	0	0
585224 Carolyn Mitchell	6,900	0	0	0
161-808-554 Totals	<u>60,255</u>	<u>31,350</u>	<u>31,065</u>	<u>30,780</u>
163-971-562 Primary Health Care				
53400 Other Contractual Services	60,000	0	0	0
163-971-562 Totals	<u>60,000</u>	<u>0</u>	<u>0</u>	<u>0</u>
Health & Human Services Totals	<u>6,392,496</u>	<u>7,180,269</u>	<u>7,710,316</u>	<u>7,847,707</u>

Leon County Government
Cooperative Extension - Fiscal Year 2011 Budgetary Cost Summary

Organizational Code / Account	FY 2009 Actual	FY 2010 Adopted	FY 2011 Adopted	FY 2012 Projected
001-361-537 Extension Education				
51200 Regular Salaries and Wages	335,485	333,640	342,228	352,482
51400 Overtime	83	0	0	0
52100 Fica Taxes	18,716	26,076	26,454	27,239
52200 Retirement Contribution	27,530	34,324	37,246	44,546
52210 Deferred Compensation Match	2,067	1,900	1,929	1,958
52300 Life & Health Insurance	31,192	33,254	42,005	44,629
52400 Workers Compensation	899	602	787	809
54000	19,208	37,587	37,587	37,587
54101 Communication - Phone System	2,963	3,540	3,385	3,385
54200 Postage	42	50	50	50
54300 Utility Services	28,440	24,426	24,426	24,426
54400 Copier Maintenance and Lease Agreement with Konica Minolta, BIZHUB 500 Model.	3,207	3,886	3,528	3,528
54505 Vehicle Coverage	943	834	902	902
54600	1,165	1,680	1,680	1,680
54601 Vehicle Repair	1,193	2,715	1,887	1,902
54900	3,000	3,000	3,000	3,000
55100 Cooperative Extension has 7 Color Printers, 5 B&W Printers, and one Plotter.	5,735	6,765	7,065	7,065
55200 Educational program supplies for conducting various trainings, meetings, workshops and other programs. Materials needed such as LCD projector bulbs, CD's and DVDs, digital camera memory cards, poster boards, batteries, exhibit stands, building supplies	5,517	4,665	4,718	4,718
55210 Fuel & Oil	607	607	880	880
55400	1,781	1,685	1,690	1,690
001-361-537 Totals	<u>489,773</u>	<u>521,236</u>	<u>541,447</u>	<u>562,476</u>
Cooperative Extension Totals	<u><u>489,773</u></u>	<u><u>521,236</u></u>	<u><u>541,447</u></u>	<u><u>562,476</u></u>

Leon County Government
Emergency Medical Services - Fiscal Year 2011 Budgetary Cost Summary

Organizational Code / Account	FY 2009 Actual	FY 2010 Adopted	FY 2011 Adopted	FY 2012 Projected
135-185-526 Emergency Medical Services				
51200 Regular Salaries and Wages	3,943,914	3,951,780	4,164,859	4,283,337
51250 Regular OPS Salaries	258,545	54,521	54,521	56,157
51300 Other Salaries & Wages	641	0	0	0
51400 Overtime	906,246	1,193,599	1,193,599	1,193,599
51500 Special Pay	6,075	0	0	0
52100 Fica Taxes	382,547	406,034	426,801	439,533
52200 Retirement Contribution	936,527	1,063,774	1,175,765	1,450,541
52210 Deferred Compensation Match	13,343	15,200	15,428	15,659
52300 Life & Health Insurance	674,274	938,692	1,006,243	1,070,035
52400 Workers Compensation	246,883	260,376	281,580	287,753
53400 Other Contractual Services	3,374,262	3,804,647	3,904,531	4,011,682
54000 Travel & Per Diem	5,118	14,800	14,800	14,800
54100 Communications	21,985	61,590	61,590	61,590
54101 Communication - Phone System	5,830	8,440	8,390	8,390
54200 Postage	1,913	2,000	2,000	2,000
54300 Utility Services	0	31,200	31,200	31,200
54400 Rentals and Leases	3,285	3,972	3,972	3,972
54505 Vehicle Coverage	72,168	77,056	99,970	99,970
54600 Repairs and Maintenance	1,905	64,667	64,667	64,667
54601 Vehicle Repair	167,420	231,353	293,118	295,423
54700 Printing and Binding	4,917	10,000	10,000	10,000
54800 Promotional Activities	8,896	10,000	10,000	10,000
54900 Other Current Charges & Obligations	20,289	0	0	0
55100 Office Supplies	6,736	6,685	6,685	6,685
55200 Operating Supplies	346,090	340,577	387,545	398,069
55210 Fuel & Oil	263,385	264,942	341,821	341,821
55400 Publications, Subscriptions & Memberships	4,362	5,200	5,200	5,200
55401 Training	44,922	59,000	59,000	59,000
56400 Machinery And Equipment	23,577	0	0	0
135-185-526 Totals	<u>11,746,055</u>	<u>12,880,105</u>	<u>13,623,285</u>	<u>14,221,083</u>
Emergency Medical Services Totals	<u><u>11,746,055</u></u>	<u><u>12,880,105</u></u>	<u><u>13,623,285</u></u>	<u><u>14,221,083</u></u>

**Leon County Government
Planning Department - Fiscal Year 2011 Budgetary Cost Summary**

Organizational Code / Account	FY 2009 Actual	FY 2010 Adopted	FY 2011 Adopted	FY 2012 Projected
001-817-515 Planning Department				
51200 Regular Salaries and Wages	54,527	52,810	54,183	55,808
52100 Fica Taxes	4,076	4,040	4,145	4,269
52200 Retirement Contribution	5,222	5,318	5,836	6,982
52300 Life & Health Insurance	9,997	11,150	11,593	12,395
52400 Workers Compensation	207	159	160	165
54400 Rentals and Leases	30,943	35,000	35,000	35,000
58100 Aids to Government Agencies	978,580	810,669	844,641	844,641
001-817-515 Totals	<u>1,083,552</u>	<u>919,146</u>	<u>955,558</u>	<u>959,260</u>
Planning Department Totals	<u><u>1,083,552</u></u>	<u><u>919,146</u></u>	<u><u>955,558</u></u>	<u><u>959,260</u></u>

Leon County Government
Support Services - Fiscal Year 2011 Budgetary Cost Summary

Organizational Code / Account	FY 2009 Actual	FY 2010 Adopted	FY 2011 Adopted	FY 2012 Projected
121-424-537 Support Services				
51200 Regular Salaries and Wages	0	0	229,950	236,715
52100 Fica Taxes	0	0	16,134	16,715
52200 Retirement Contribution	0	0	30,070	46,375
52300 Life & Health Insurance	0	0	30,960	32,806
52400 Workers Compensation	0	0	689	710
53400 Other Contractual Services	0	0	500	500
54000 Travel & Per Diem	0	0	2,015	2,015
54200 Postage	0	0	1,000	1,000
54400 Rentals and Leases	0	0	11,900	11,900
54505 Vehicle Coverage	0	0	1,049	1,049
54600 Repairs and Maintenance	0	0	3,546	3,546
54601 Vehicle Repair	0	0	316	316
54700 Printing And Binding	0	0	3,000	3,000
55100 Office Supplies	0	0	1,058	1,058
55200 Operating Supplies	0	0	11,194	11,194
55210 Fuel & Oil	0	0	900	900
55400 Publications, Subscriptions & Memberships	0	0	1,682	1,682
55401 Training	0	0	400	400
121-424-537 Totals	<u>0</u>	<u>0</u>	<u>346,363</u>	<u>371,881</u>
Support Services Totals	<u><u>0</u></u>	<u><u>0</u></u>	<u><u>346,363</u></u>	<u><u>371,881</u></u>

Leon County Government
Building Inspection - Fiscal Year 2011 Budgetary Cost Summary

Organizational Code / Account	FY 2009 Actual	FY 2010 Adopted	FY 2011 Adopted	FY 2012 Projected
120-220-524 Building Inspection				
51200 Regular Salaries and Wages	971,858	901,200	723,129	744,706
51400 Overtime	964	5,040	5,040	5,040
52100 Fica Taxes	70,785	68,945	55,505	57,159
52200 Retirement Contribution	91,777	93,096	78,526	94,470
52210 Deferred Compensation Match	1,980	2,200	2,233	2,266
52300 Life & Health Insurance	148,288	171,490	144,107	153,598
52400 Workers Compensation	19,988	14,952	16,184	16,670
53400 Other Contractual Services	0	2,000	2,000	2,000
54000 Travel & Per Diem	0	1,232	1,232	1,232
54100 Communications	9,311	22,741	22,741	22,741
54101 Communication - Phone System	3,254	1,340	1,225	1,225
54200 Postage	1,238	3,000	3,000	3,000
54400 Rentals and Leases	3,339	5,428	5,428	5,428
54505 Vehicle Coverage	6,391	6,873	9,486	9,486
54600 Repairs and Maintenance	95	618	618	618
54601 Vehicle Repair	9,694	12,480	10,818	10,818
54700 Printing and Binding	1,794	7,500	7,500	7,500
54900 Other Current Charges & Obligations	5,323	1,820	1,820	1,820
55100 Office Supplies	2,661	3,784	3,784	3,784
55200 Operating Supplies	5,056	10,720	10,720	10,720
55210 Fuel & Oil	15,954	19,556	22,500	22,500
55400 Publications, Subscriptions & Memberships	2,225	5,448	5,448	5,448
55401 Training	564	12,700	12,700	12,700
120-220-524 Totals	<u>1,372,539</u>	<u>1,374,163</u>	<u>1,145,744</u>	<u>1,194,929</u>
Building Inspection Totals	<u><u>1,372,539</u></u>	<u><u>1,374,163</u></u>	<u><u>1,145,744</u></u>	<u><u>1,194,929</u></u>

Leon County Government
Environmental Compliance - Fiscal Year 2011 Budgetary Cost Summary

Organizational Code / Account	FY 2009 Actual	FY 2010 Adopted	FY 2011 Adopted	FY 2012 Projected
121-420-537 Environmental Compliance				
51200 Regular Salaries and Wages	1,017,751	1,004,337	875,357	901,496
51400 Overtime	1,134	3,000	3,000	3,000
52100 Fica Taxes	75,066	76,802	66,753	68,848
52200 Retirement Contribution	102,629	106,197	100,133	129,687
52210 Deferred Compensation Match	3,710	4,900	4,974	5,049
52300 Life & Health Insurance	156,351	173,558	147,650	156,985
52400 Workers Compensation	28,389	21,371	21,096	21,720
53400 Other Contractual Services	-48	0	0	0
54000 Travel & Per Diem	1,229	4,400	4,400	4,400
54100 Communications	4,260	10,008	10,008	9,208
54101 Communication - Phone System	0	1,500	1,405	1,405
54200 Postage	1,616	1,970	1,970	1,970
54505 Vehicle Coverage	9,210	6,910	7,101	7,101
54601 Vehicle Repair	8,916	14,109	13,374	13,374
54700 Printing and Binding	55	1,205	1,205	1,205
54900 Other Current Charges & Obligations	420	1,050	1,050	1,050
55100 Office Supplies	2,190	3,881	3,162	3,162
55200 Operating Supplies	7,108	7,234	6,223	6,342
55210 Fuel & Oil	11,198	15,966	17,100	17,100
55400 Publications, Subscriptions & Memberships	-87	1,165	1,165	1,165
55401 Training	2,443	8,000	8,000	8,000
121-420-537 Totals	<u>1,433,540</u>	<u>1,467,563</u>	<u>1,295,126</u>	<u>1,362,267</u>
Environmental Compliance Totals	<u><u>1,433,540</u></u>	<u><u>1,467,563</u></u>	<u><u>1,295,126</u></u>	<u><u>1,362,267</u></u>

Leon County Government
Development Services - Fiscal Year 2011 Budgetary Cost Summary

Organizational Code / Account	FY 2009 Actual	FY 2010 Adopted	FY 2011 Adopted	FY 2012 Projected
121-422-537 Development Services				
51200 Regular Salaries and Wages	568,307	497,379	353,792	366,322
51400 Overtime	505	0	0	0
52100 Fica Taxes	42,074	43,482	32,223	33,181
52200 Retirement Contribution	55,052	57,239	45,363	54,260
52210 Deferred Compensation Match	2,629	2,600	2,639	2,679
52300 Life & Health Insurance	103,321	117,719	97,887	104,385
52400 Workers Compensation	2,161	1,707	1,244	1,282
53400 Other Contractual Services	534	0	0	0
54000 Travel & Per Diem	435	8,300	8,300	8,300
54100 Communications	27	1,836	1,836	1,836
54101 Communication - Phone System	0	1,420	1,415	1,415
54200 Postage	2,884	3,882	3,882	3,882
54505 Vehicle Coverage	1,121	991	1,074	1,074
54600 Repairs and Maintenance	149	0	0	0
54601 Vehicle Repair	885	2,477	1,415	1,415
54700 Printing and Binding	873	4,025	4,025	4,025
54900 Other Current Charges & Obligations	16,656	31,092	31,092	31,092
55100 Office Supplies	3,916	3,996	3,996	3,996
55200 Operating Supplies	979	5,071	5,071	5,071
55210 Fuel & Oil	742	783	1,050	1,050
55400 Publications, Subscriptions & Memberships	2,190	3,493	3,493	3,493
55401 Training	1,957	5,475	5,475	5,475
121-422-537 Totals	<u>807,397</u>	<u>792,967</u>	<u>605,272</u>	<u>634,233</u>
Development Services Totals	<u><u>807,397</u></u>	<u><u>792,967</u></u>	<u><u>605,272</u></u>	<u><u>634,233</u></u>

Leon County Government
DEP Storage Tank - Fiscal Year 2011 Budgetary Cost Summary

Organizational Code / Account	FY 2009 Actual	FY 2010 Adopted	FY 2011 Adopted	FY 2012 Projected
125-866-524 DEP Storage Tank				
51200 Regular Salaries and Wages	98,771	94,791	97,255	100,172
51400 Overtime	0	3,000	3,000	3,000
52100 Fica Taxes	7,327	7,527	7,716	7,939
52200 Retirement Contribution	9,373	9,908	10,862	12,982
52210 Deferred Compensation Match	1,123	1,200	1,218	1,236
52300 Life & Health Insurance	11,143	14,960	18,591	19,621
52400 Workers Compensation	4,020	2,977	3,198	3,291
54000 Travel & Per Diem	0	2,341	2,341	2,341
54200 Postage	46	400	400	400
54505 Vehicle Coverage	0	1,231	1,333	1,333
54601 Vehicle Repair	1,186	1,732	1,668	1,680
55200 Operating Supplies	697	2,188	2,188	2,188
55210 Fuel & Oil	1,609	2,958	2,250	2,250
55400 Publications, Subscriptions & Memberships	0	60	60	60
55401 Training	190	1,100	1,100	1,100
125-866-524 Totals	<u>135,485</u>	<u>146,373</u>	<u>153,180</u>	<u>159,593</u>
DEP Storage Tank Totals	<u><u>135,485</u></u>	<u><u>146,373</u></u>	<u><u>153,180</u></u>	<u><u>159,593</u></u>

Leon County Government
Permit & Compliance Services - Fiscal Year 2011 Budgetary Cost Summary

Organizational Code / Account	FY 2009 Actual	FY 2010 Adopted	FY 2011 Adopted	FY 2012 Projected
121-423-537 Permit & Compliance Services				
51200 Regular Salaries and Wages	541,336	524,746	282,889	291,363
51400 Overtime	723	0	0	0
52100 Fica Taxes	38,523	38,610	21,641	22,289
52200 Retirement Contribution	56,861	56,997	30,465	36,450
52210 Deferred Compensation Match	2,048	2,400	2,436	2,473
52300 Life & Health Insurance	93,319	102,195	65,701	70,236
52400 Workers Compensation	2,053	1,578	835	860
53100 Professional Services	0	1,120	1,120	1,120
53400 Other Contractual Services	0	500	0	0
54000 Travel & Per Diem	1,958	4,160	2,145	2,145
54100 Communications	322	480	480	480
54101 Communication - Phone System	5,376	4,570	4,275	4,275
54200 Postage	7,791	4,122	3,122	3,122
54400 Rentals and Leases	9,022	11,900	0	0
54505 Vehicle Coverage	1,126	995	1,050	1,050
54600 Repairs and Maintenance	1,049	4,182	636	636
54601 Vehicle Repair	963	1,689	316	316
54700 Printing And Binding	151	3,500	500	500
54900 Other Current Charges & Obligations	5,454	3,500	3,500	3,500
55100 Office Supplies	4,658	3,969	2,911	2,911
55200 Operating Supplies	9,206	22,818	10,997	10,997
55210 Fuel & Oil	1,103	1,418	900	900
55400 Publications, Subscriptions & Membership	777	2,182	1,127	1,127
55401 Training	1,011	1,400	1,000	1,000
121-423-537 Totals	<u>784,830</u>	<u>799,031</u>	<u>438,046</u>	<u>457,750</u>
Permit & Compliance Services Totals	<u>784,830</u>	<u>799,031</u>	<u>438,046</u>	<u>457,750</u>

Leon County Government
County Probation - Fiscal Year 2011 Budgetary Cost Summary

Organizational Code / Account	FY 2009 Actual	FY 2010 Adopted	FY 2011 Adopted	FY 2012 Projected
111-542-523 County Probation				
51200 Regular Salaries and Wages	728,375	717,352	761,944	784,804
51400 Overtime	355	0	0	0
52100 Fica Taxes	52,945	56,256	59,392	61,138
52200 Retirement Contribution	79,680	74,756	86,764	110,445
52210 Deferred Compensation Match	2,456	2,900	2,944	2,988
52300 Life & Health Insurance	96,961	142,194	150,901	160,282
52400 Workers Compensation	20,617	23,863	25,330	26,076
53400 Other Contractual Services	3,470	3,500	1,000	1,000
54000 Travel & Per Diem	63	1,008	1,008	1,008
54100 Communications	0	636	636	636
54101 Communication - Phone System	6,004	5,770	5,600	5,600
54200 Postage	2,538	2,359	2,359	2,359
54400 Rentals and Leases	5,174	5,500	5,500	5,500
54500 Insurance	5,744	8,188	8,188	8,188
54600 Repairs and Maintenance	255	1,000	1,000	1,000
54700 Printing And Binding	4,833	4,836	4,836	4,836
55100 Office Supplies	4,628	4,713	4,713	4,713
55200 Operating Supplies	3,893	3,907	3,907	3,907
55400 Publications, Subscriptions & Memberships	150	400	400	400
55401 Training	575	2,005	2,005	2,005
111-542-523 Totals	<u>1,018,716</u>	<u>1,061,143</u>	<u>1,128,427</u>	<u>1,186,885</u>
111-544-523 Pretrial Release				
51200 Regular Salaries and Wages	563,918	501,288	508,563	523,820
51400 Overtime	16,481	0	0	0
52100 Fica Taxes	42,616	38,347	38,908	40,072
52200 Retirement Contribution	57,069	50,479	54,773	65,529
52210 Deferred Compensation Match	572	600	609	618
52300 Life & Health Insurance	122,733	131,436	129,405	138,356
52400 Workers Compensation	20,221	17,232	18,054	18,596
53400 Other Contractual Services	185,707	32,000	32,000	32,000
53413 Administration	10,476	5,500	0	0
53450 Other Contractual Services - GPS	0	201,500	140,000	140,000
54000 Travel & Per Diem	972	3,099	3,099	3,099
54100 Communications	352	2,226	1,500	1,500
54101 Communication - Phone System	2,944	3,340	3,235	3,235
54200 Postage	2,308	3,000	3,000	3,000
54400 Rentals and Leases	2,516	2,900	2,900	2,900
54700 Printing and Binding	630	1,140	1,140	1,140
54900 Other Current Charges & Obligations	73,702	70,533	78,290	78,290
55100 Office Supplies	2,069	2,100	2,100	2,100
55200 Operating Supplies	8,820	7,700	8,366	8,366
55400 Publications, Subscriptions & Memberships	40	740	140	140
111-544-523 Totals	<u>1,114,146</u>	<u>1,075,160</u>	<u>1,026,082</u>	<u>1,062,761</u>
111-599-523 Drug & Alcohol Testing				
51200 Regular Salaries and Wages	0	0	78,462	80,816
52100 Fica Taxes	0	0	6,278	6,458
52200 Retirement Contribution	0	0	8,838	10,560
52300 Life & Health Insurance	0	0	9,457	9,850
52400 Workers Compensation	0	0	3,283	3,377
54101 Communication - Phone System	0	0	1,175	1,175
54200 Postage	0	0	1,000	1,000
54400 Rentals and Leases	0	0	2,700	2,700
55100 Office Supplies	0	0	675	675
55200 Operating Supplies	0	0	37,561	37,561
55401 Training	0	0	1,000	1,000
111-599-523 Totals	<u>0</u>	<u>0</u>	<u>150,429</u>	<u>155,172</u>
County Probation Totals	<u>2,132,862</u>	<u>2,136,303</u>	<u>2,304,938</u>	<u>2,404,818</u>

Leon County Government
Facilities Management - Fiscal Year 2011 Budgetary Cost Summary

Organizational Code / Account	FY 2009 Actual	FY 2010 Adopted	FY 2011 Adopted	FY 2012 Projected
001-150-519 Facilities Management				
51200 Regular Salaries and Wages	1,636,342	1,616,081	1,688,343	1,737,566
51400 Overtime	52,312	53,000	53,000	53,000
52100 Fica Taxes	123,773	123,036	127,851	131,683
52200 Retirement Contribution	165,965	170,530	189,810	241,870
52210 Deferred Compensation Match	6,992	7,000	7,105	7,212
52300 Life & Health Insurance	341,353	400,106	416,343	444,298
52400 Workers Compensation	72,984	60,727	58,806	60,540
53400 Other Contractual Services	1,340,805	1,754,202	1,725,659	1,789,673
54000 Travel & Per Diem	2,962	4,307	1,146	1,146
54100 Communications	3,988	5,640	5,793	5,793
54101 Communication - Phone System	7,529	7,320	7,205	7,205
54200 Postage	200	200	200	200
54300 Utility Services	914,250	1,517,944	1,559,424	1,664,584
54400 Rentals and Leases	152,435	311,714	192,817	199,201
54500 Insurance	21	0	0	0
54505 Vehicle Coverage	14,400	15,916	16,476	16,476
54600 Repairs and Maintenance	314,313	696,486	721,555	762,618
54601 Vehicle Repair	33,418	30,620	37,294	37,578
54700 Printing And Binding	786	2,100	2,100	2,100
55100 Office Supplies	7,166	16,119	16,119	16,119
55200 Operating Supplies	83,747	105,597	100,621	100,621
55210 Fuel & Oil	38,856	37,449	47,904	47,904
55400 Publications, Subscriptions & Memberships	5,293	9,350	4,200	6,350
55401 Training	2,258	15,982	12,740	12,740
001-150-519 Totals	<u>5,322,148</u>	<u>6,961,426</u>	<u>6,992,511</u>	<u>7,346,477</u>
001-150-711 Facilities Management: Judicial Security				
53400 Other Contractual Services	135,315	0	0	0
001-150-711 Totals	<u>135,315</u>	<u>0</u>	<u>0</u>	<u>0</u>
001-150-712 Facilities Management: Judicial Maintenance				
53400 Other Contractual Services	229,663	0	0	0
54300 Utility Services	681,946	0	0	0
54600 Repairs and Maintenance	347,797	0	0	0
001-150-712 Totals	<u>1,259,406</u>	<u>0</u>	<u>0</u>	<u>0</u>
165-154-519 Bank of America				
51200 Regular Salaries and Wages	35,916	32,240	33,078	34,070
51400 Overtime	70	0	0	0
52100 Fica Taxes	2,733	2,742	2,531	2,606
52200 Retirement Contribution	3,186	3,609	3,563	4,262
52300 Life & Health Insurance	182	3,765	11,496	12,295
52400 Workers Compensation	137	1,590	1,459	1,502
53100 Professional Services	9,681	60,248	90,000	50,000
54100 Communications	117	0	500	500
54200 Postage	455	0	1,000	1,000
54300 Utility Services	288,300	471,484	461,885	475,740
54600 Repairs and Maintenance	212,657	278,972	233,625	240,635
54900 Other Current Charges & Obligations	198	72,000	0	0
55200 Operating Supplies	0	17,785	5,000	5,000
165-154-519 Totals	<u>553,632</u>	<u>944,435</u>	<u>844,137</u>	<u>827,610</u>

**Leon County Government
Facilities Management - Fiscal Year 2011 Budgetary Cost Summary**

Organizational Code / Account	FY 2009 Actual	FY 2010 Adopted	FY 2011 Adopted	FY 2012 Projected
166-155-519 Huntington Oaks Plaza Operating				
53400 Other Contractual Services	0	0	55,610	55,610
54200 Postage	0	0	350	350
54300 Utility Services	0	0	14,000	14,000
54600 Repairs and Maintenance	0	0	25,150	25,150
54700 Printing and Binding	0	0	250	250
54800 Promotional Activities	0	0	1,300	1,300
166-155-519 Totals	<u>0</u>	<u>0</u>	<u>96,660</u>	<u>96,660</u>
Facilities Management Totals	<u><u>7,270,501</u></u>	<u><u>7,905,861</u></u>	<u><u>7,933,308</u></u>	<u><u>8,270,747</u></u>

Leon County Government
Management Information Services - Fiscal Year 2011 Budgetary Cost Summary

Organizational Code / Account	FY 2009 Actual	FY 2010 Adopted	FY 2011 Adopted	FY 2012 Projected
001-171-513 Management Information Services				
51200 Regular Salaries and Wages	2,039,526	2,726,531	2,790,223	2,873,797
51400 Overtime	6,808	7,080	7,080	7,080
52100 Fica Taxes	148,289	208,203	212,723	219,221
52200 Retirement Contribution	199,589	281,041	307,822	378,285
52210 Deferred Compensation Match	2,959	3,500	3,553	3,606
52300 Life & Health Insurance	275,176	440,751	434,067	461,976
52400 Workers Compensation	7,673	8,266	8,317	8,565
53400 Other Contractual Services	192,341	182,200	182,200	182,200
54000 Travel & Per Diem	13,914	20,925	20,925	20,925
54100 Communications	15,241	17,600	17,600	17,600
54101 Communication - Phone System	12,901	18,850	18,355	18,355
54110 Com-net Communications	98	0	0	0
54200 Postage	1,768	1,500	1,500	1,500
54400 Rentals and Leases	8,235	10,440	10,440	10,440
54505 Vehicle Coverage	3,789	3,349	3,198	3,198
54600 Repairs And Maintenance	963,967	1,373,259	1,373,259	1,373,259
54601 Vehicle Repair	4,099	4,962	3,565	3,592
54700 Printing And Binding	64	1,450	1,450	1,450
55100 Office Supplies	4,804	7,320	7,320	7,320
55200 Operating Supplies	68,389	94,850	94,850	94,850
55210 Fuel & Oil	2,458	4,140	3,242	3,242
55400 Publications, Subscriptions & Memberships	3,679	1,500	1,500	1,500
55401 Training	26,518	47,500	47,500	47,500
001-171-513 Totals	<u>4,002,285</u>	<u>5,465,217</u>	<u>5,550,689</u>	<u>5,739,461</u>
001-171-713 Management Information Services				
51200 Regular Salaries and Wages	485,750	0	0	0
51400 Overtime	1,086	0	0	0
52100 Fica Taxes	37,694	0	0	0
52200 Retirement Contribution	49,350	0	0	0
52300 Life & Health Insurance	54,166	0	0	0
52400 Workers Compensation	1,901	0	0	0
53400 Other Contractual Services	10,491	0	0	0
54000 Travel & Per Diem	1,662	0	0	0
54100 Communications	1,820	0	0	0
54101 Communication - Phone System	1,323	0	0	0
54200 Postage	211	0	0	0
54400 Rentals and Leases	672	0	0	0
54600 Repairs and Maintenance	264,129	0	0	0
54700 Printing and Binding	8	0	0	0
55100 Office Supplies	574	0	0	0
55200 Operating Supplies	25,697	0	0	0
55400 Publications, Subscriptions & Memberships	1,156	0	0	0
55401 Training	3,876	0	0	0
001-171-713 Totals	<u>941,566</u>	<u>0</u>	<u>0</u>	<u>0</u>
001-171-719 Management Information Services				
51200 Regular Salaries and Wages	107,834	0	0	0
51400 Overtime	1,181	0	0	0
52100 Fica Taxes	8,025	0	0	0
52200 Retirement Contribution	10,769	0	0	0
52300 Life & Health Insurance	17,974	0	0	0
52400 Workers Compensation	416	0	0	0
54600 Repairs and Maintenance	51,468	0	0	0
001-171-719 Totals	<u>197,667</u>	<u>0</u>	<u>0</u>	<u>0</u>

Leon County Government
Management Information Services - Fiscal Year 2011 Budgetary Cost Summary

Organizational Code / Account	FY 2009 Actual	FY 2010 Adopted	FY 2011 Adopted	FY 2012 Projected
001-421-539 Geographic Info. Systems				
51200 Regular Salaries and Wages	908,030	938,489	953,134	981,728
51300 Other Salaries & Wages	0	-12,500	0	0
51400 Overtime	130	0	0	0
52100 Fica Taxes	67,057	72,316	73,639	75,841
52200 Retirement Contribution	92,645	100,837	110,368	144,247
52210 Deferred Compensation Match	1,606	1,900	1,929	1,958
52300 Life & Health Insurance	90,587	140,733	125,491	132,405
52400 Workers Compensation	3,451	2,585	2,591	2,674
53100 Professional Services	54,161	40,000	40,000	40,000
53400 Other Contractual Services	432,959	466,059	466,059	466,059
54000 Travel & Per Diem	12,260	29,030	29,030	29,030
54100 Communications	486	5,000	5,000	5,000
54101 Communication - Phone System	1,434	1,595	1,410	1,410
54200 Postage	312	956	956	956
54600 Repairs and Maintenance	0	2,000	2,000	2,000
54700 Printing and Binding	0	1,000	1,000	1,000
55100 Office Supplies	2,818	3,990	3,990	3,990
55200 Operating Supplies	18,235	9,300	9,300	9,300
55400 Publications, Subscriptions & Memberships	920	1,000	1,000	1,000
55401 Training	24,478	18,550	18,550	18,550
001-421-539 Totals	<u>1,711,569</u>	<u>1,822,840</u>	<u>1,845,447</u>	<u>1,917,148</u>
305-086003-713 Traffic Court Building Information Systems				
56200 Building	15,189	0	0	0
305-086003-713 Totals	<u>15,189</u>	<u>0</u>	<u>0</u>	<u>0</u>
Management Information Services Totals	<u>6,868,276</u>	<u>7,288,057</u>	<u>7,396,136</u>	<u>7,656,609</u>

Leon County Government
M/W Small Business Enterprise - Fiscal Year 2011 Budgetary Cost Summary

Organizational Code / Account	FY 2009 Actual	FY 2010 Adopted	FY 2011 Adopted	FY 2012 Projected
001-112-513 Minority/Women Small Business Enterprise				
51200 Regular Salaries and Wages	124,427	88,142	91,054	93,786
52100 Fica Taxes	9,250	6,743	6,966	7,173
52200 Retirement Contribution	11,288	8,876	9,807	11,733
52210 Deferred Compensation Match	259	500	508	516
52300 Life & Health Insurance	15,875	22,468	26,542	28,373
52400 Workers Compensation	369	265	269	278
53100 Professional Services	123,900	100,000	50,000	50,000
53400 Other Contractual Services	0	0	19,850	19,850
54000 Travel & Per Diem	0	3,362	3,362	3,362
54101 Communication - Phone System	842	1,020	970	970
54200 Postage	454	608	608	608
54700 Printing and Binding	159	1,744	1,744	1,744
54800 Promotional Activities	4,379	5,150	5,150	5,150
54900 Other Current Charges & Obligations	0	1,150	1,150	1,150
55100 Office Supplies	9	1,000	1,000	1,000
55200 Operating Supplies	1,739	2,000	2,000	2,000
55400 Publications, Subscriptions & Memberships	125	795	795	795
55401 Training	0	1,525	1,525	1,525
001-112-513 Totals	<u>293,075</u>	<u>245,348</u>	<u>223,300</u>	<u>230,013</u>
M/W Small Business Enterprise Totals	<u><u>293,075</u></u>	<u><u>245,348</u></u>	<u><u>223,300</u></u>	<u><u>230,013</u></u>

Leon County Government
Purchasing - Fiscal Year 2011 Budgetary Cost Summary

Organizational Code / Account	FY 2009 Actual	FY 2010 Adopted	FY 2011 Adopted	FY 2012 Projected
001-140-513 Procurement				
51200 Regular Salaries and Wages	215,125	193,095	256,802	264,506
52100 Fica Taxes	16,242	15,034	19,742	20,445
52200 Retirement Contribution	20,917	19,806	29,669	39,421
52210 Deferred Compensation Match	515	300	305	310
52300 Life & Health Insurance	18,535	35,133	36,922	39,174
52400 Workers Compensation	817	590	2,610	2,689
54000 Travel & Per Diem	1,751	3,413	3,413	3,413
54101 Communication - Phone System	1,306	1,300	1,275	1,275
54200 Postage	1,036	1,627	1,627	1,627
54400 Rentals and Leases	2,628	3,600	3,600	3,600
54500 Insurance	0	468	0	0
54700 Printing and Binding	-28	556	556	556
54900 Other Current Charges & Obligations	4,222	5,634	5,634	5,634
55100 Office Supplies	548	900	900	900
55200 Operating Supplies	292	725	725	725
55400 Publications, Subscriptions & Memberships	761	800	800	800
55401 Training	246	1,350	1,350	1,350
001-140-513 Totals	<u>284,913</u>	<u>284,331</u>	<u>365,930</u>	<u>386,425</u>
001-141-513 Warehouse				
51200 Regular Salaries and Wages	113,272	146,194	107,670	110,901
52100 Fica Taxes	8,313	11,460	8,512	8,759
52200 Retirement Contribution	10,724	15,050	11,984	14,324
52210 Deferred Compensation Match	1,476	1,500	1,523	1,546
52300 Life & Health Insurance	22,743	43,395	29,983	31,809
52400 Workers Compensation	4,603	4,562	4,906	5,049
53400 Other Contractual Services	776	1,456	1,456	1,456
54100 Communications	15	456	456	456
54101 Communication - Phone System	282	300	280	280
54505 Vehicle Coverage	656	580	628	628
54600 Repairs and Maintenance	300	426	426	426
54601 Vehicle Repair	3,599	3,651	3,828	3,857
54900 Other Current Charges & Obligations	80	0	0	0
55100 Office Supplies	0	600	600	600
55200 Operating Supplies	221	733	733	733
55210 Fuel & Oil	1,955	2,330	1,808	1,808
55299 Reimbursable Supplies	33	0	0	0
001-141-513 Totals	<u>169,048</u>	<u>232,693</u>	<u>174,793</u>	<u>182,632</u>
001-142-513 Property Control				
51200 Regular Salaries and Wages	33,886	30,155	30,939	31,867
52100 Fica Taxes	2,552	2,582	2,642	2,713
52200 Retirement Contribution	2,982	3,399	3,720	4,437
52210 Deferred Compensation Match	454	500	508	516
52300 Life & Health Insurance	171	3,755	3,759	3,763
52400 Workers Compensation	129	101	102	105
53400 Other Contractual Services	230	364	364	364
54505 Vehicle Coverage	656	580	628	628
54600 Repairs and Maintenance	1,371	1,769	1,769	1,769
54601 Vehicle Repair	226	240	281	284
54700 Printing And Binding	200	210	210	210
55100 Office Supplies	180	200	200	200
55200 Operating Supplies	787	927	927	927
55210 Fuel & Oil	372	202	1,050	1,050
001-142-513 Totals	<u>44,196</u>	<u>44,984</u>	<u>47,099</u>	<u>48,833</u>
Purchasing Totals	<u>498,157</u>	<u>562,008</u>	<u>587,822</u>	<u>617,890</u>

Leon County Government
Support Services - Fiscal Year 2011 Budgetary Cost Summary

Organizational Code / Account	FY 2009 Actual	FY 2010 Adopted	FY 2011 Adopted	FY 2012 Projected
106-400-541 Support Services				
51200 Regular Salaries and Wages	306,917	306,692	314,529	323,807
52100 Fica Taxes	20,706	21,557	21,944	22,710
52200 Retirement Contribution	35,031	36,527	40,612	63,285
52210 Deferred Compensation Match	278	700	711	722
52300 Life & Health Insurance	36,350	36,467	37,894	40,447
52400 Workers Compensation	6,210	4,669	930	957
53400 Other Contractual Services	120,000	120,000	160,000	160,000
54000	3,250	4,375	3,515	3,515
54101 Communication - Phone System	4,080	3,520	3,275	3,275
54200 Postage	0	100	220	220
54400 Rentals and Leases	8,473	9,981	11,201	11,201
54505 Vehicle Coverage	0	459	0	0
54600 Repairs and Maintenance for the color copier is now included in the rental agreement.	0	1,380	900	900
54700 Printing And Binding	0	100	100	100
55100 Office Supplies	2,502	3,240	3,120	3,120
55200 Operating Supplies	2,379	5,777	5,777	5,777
55400 Adjusted membership rates to current actual costs. The expense for administrative, transportation and technical publications has increased over the last year.	1,498	2,585	2,705	2,705
55401 Training	1,015	1,000	1,000	1,000
106-400-541 Totals	<u>548,689</u>	<u>559,129</u>	<u>608,433</u>	<u>643,741</u>
Support Services Totals	<u>548,689</u>	<u>559,129</u>	<u>608,433</u>	<u>643,741</u>

Leon County Government
Operations - Fiscal Year 2011 Budgetary Cost Summary

Organizational Code / Account	FY 2009 Actual	FY 2010 Adopted	FY 2011 Adopted	FY 2012 Projected
106-431-541 Transportation Maintenance				
51200 Regular Salaries and Wages	1,083,700	1,752,881	1,789,421	1,843,070
51400 Overtime	34,200	42,590	42,590	42,590
52100 Fica Taxes	81,614	135,205	138,261	142,376
52200 Retirement Contribution	107,291	181,318	198,399	246,387
52210 Deferred Compensation Match	8,906	9,200	9,338	9,478
52300 Life & Health Insurance	279,524	627,131	606,739	647,585
52400 Workers Compensation	83,690	132,880	123,563	127,225
53400 Other Contractual Services	283,788	243,198	243,198	245,118
54000 Travel & Per Diem	-165	0	0	0
54100 Communications	13,455	9,530	9,680	9,680
54101 Communication - Phone System	2,192	2,750	2,880	2,880
54200 Postage	86	360	210	210
54300 Utility Services	84,571	120,589	120,589	121,069
54400 Rentals and Leases	3,587	4,756	4,756	4,756
54505 Vehicle Coverage	24,035	38,221	47,015	47,015
54600 Repairs and Maintenance	1,299	5,812	5,812	5,812
54601 Vehicle Repair	122,951	268,916	300,369	302,658
54900 Other Current Charges & Obligations	1,339	8,220	8,220	8,220
55100 Office Supplies	4,306	6,195	6,195	6,195
55200 Operating Supplies	19,128	34,176	34,176	34,176
55210 Fuel & Oil	61,956	198,943	142,873	142,873
55300 Road Materials and Supplies	338,456	391,970	391,970	391,970
55400 Publications, Subscriptions & Memberships	275	1,470	1,470	1,470
55401 Training	299	7,941	7,941	741
106-431-541 Totals	<u>2,640,483</u>	<u>4,224,252</u>	<u>4,235,665</u>	<u>4,383,554</u>
106-432-541 Right-Of-Way Management				
51200 Regular Salaries and Wages	569,348	853,061	866,420	892,380
51400 Overtime	72,328	72,814	72,814	72,814
52100 Fica Taxes	47,004	66,332	67,933	69,917
52200 Retirement Contribution	63,158	88,188	97,564	121,308
52210 Deferred Compensation Match	4,033	4,100	4,162	4,224
52300 Life & Health Insurance	145,634	322,978	311,182	331,270
52400 Workers Compensation	54,879	65,321	66,730	68,678
53400 Other Contractual Services	61,671	158,848	158,848	158,848
54300 Utility Services	35,300	27,183	27,183	27,183
54505 Vehicle Coverage	15,486	12,958	15,549	15,549
54600 Repairs and Maintenance	0	0	1,500	1,500
54601 Vehicle Repair	104,892	125,138	152,046	153,195
54900 Other Current Charges & Obligations	1,276	5,705	5,705	5,705
55100 Office Supplies	1,142	2,730	2,730	2,730
55200 Operating Supplies	28,229	43,921	43,921	43,921
55210 Fuel & Oil	65,378	102,422	99,897	99,897
55300 Road Materials and Supplies	5,836	48,584	47,084	47,084
55400 Publications, Subscriptions & Memberships	735	931	931	931
55401 Training	2,408	4,690	4,690	4,690
106-432-541 Totals	<u>1,278,737</u>	<u>2,005,904</u>	<u>2,046,889</u>	<u>2,121,824</u>

Leon County Government
Operations - Fiscal Year 2011 Budgetary Cost Summary

Organizational Code / Account	FY 2009 Actual	FY 2010 Adopted	FY 2011 Adopted	FY 2012 Projected
106-438-541 Alternative Stabilization				
51200 Regular Salaries and Wages	313,818	0	0	0
51400 Overtime	27,594	0	0	0
52100 Fica Taxes	25,244	0	0	0
52200 Retirement Contribution	33,877	0	0	0
52210 Deferred Compensation Match	4,218	0	0	0
52300 Life & Health Insurance	70,251	0	0	0
52400 Workers Compensation	29,116	0	0	0
53400 Other Contractual Services	2,719	0	0	0
54300 Utility Services	4	0	0	0
54505 Vehicle Coverage	25,860	0	0	0
54601 Vehicle Repair	113,897	0	0	0
54900 Other Current Charges & Obligations	1,367	0	0	0
55100 Office Supplies	1,441	0	0	0
55200 Operating Supplies	3,955	0	0	0
55210 Fuel & Oil	94,140	0	0	0
55300 Road Materials and Supplies	17,155	0	0	0
55400 Publications, Subscriptions & Memberships	100	0	0	0
106-438-541 Totals	<u>764,756</u>	<u>0</u>	<u>0</u>	<u>0</u>
122-214-562 Mosquito Control Grant				
54000 Travel & Per Diem	654	700	700	700
54700 Printing and Binding	0	1,000	1,000	1,000
54800 Promotional Activities	952	6,725	6,725	6,725
55200 Operating Supplies	40,624	22,300	26,300	26,300
55401 Training	1,634	4,275	4,275	4,275
56400 Machinery And Equipment	7,960	0	0	0
122-214-562 Totals	<u>51,824</u>	<u>35,000</u>	<u>39,000</u>	<u>39,000</u>
122-216-562 Mosquito Control				
51200 Regular Salaries and Wages	139,615	140,660	144,316	148,646
51250 Regular OPS Salaries	62,593	83,044	83,044	86,010
51400 Overtime	1,420	1,000	1,000	1,000
52100 Fica Taxes	15,324	18,597	18,878	19,433
52200 Retirement Contribution	18,809	24,482	26,578	31,785
52210 Deferred Compensation Match	389	600	609	618
52300 Life & Health Insurance	26,835	34,029	41,110	43,706
52400 Workers Compensation	7,964	9,912	13,092	13,476
53400 Other Contractual Services	7,996	14,751	14,751	14,751
54000 Travel & Per Diem	340	856	856	856
54100 Communications	878	5,520	5,520	5,520
54101 Communication - Phone System	1,207	1,020	1,055	1,055
54200 Postage	1,189	863	1,000	1,000
54300 Utility Services	4,701	2,400	4,800	4,800
54400 Rentals and Leases	1,516	787	0	0
54500 Insurance	3,833	5,000	0	0
54505 Vehicle Coverage	27,813	12,484	11,294	11,294
54600 Repairs and Maintenance	2,974	3,228	3,228	3,228
54601 Vehicle Repair	12,301	26,129	26,055	26,254
54700 Printing and Binding	1,211	1,335	1,335	1,335
54800 Promotional Activities	523	3,000	600	600
55100 Office Supplies	1,696	1,326	1,326	1,326
55200 Operating Supplies	101,360	116,815	119,865	119,865
55210 Fuel & Oil	18,459	20,039	21,044	21,044
55400 Publications, Subscriptions & Memberships	112	300	300	300
122-216-562 Totals	<u>461,058</u>	<u>528,177</u>	<u>541,656</u>	<u>557,902</u>

Leon County Government
Operations - Fiscal Year 2011 Budgetary Cost Summary

Organizational Code / Account	FY 2009 Actual	FY 2010 Adopted	FY 2011 Adopted	FY 2012 Projected
123-433-538 Stormwater Maintenance				
51200 Regular Salaries and Wages	1,533,660	1,216,893	1,247,597	1,285,008
51250 Regular OPS Salaries	18,592	0	0	1,072
51400 Overtime	44,634	46,506	46,506	46,506
52100 Fica Taxes	116,802	97,983	100,371	103,323
52200 Retirement Contribution	155,108	129,602	142,495	173,230
52210 Deferred Compensation Match	12,876	14,100	14,312	14,527
52300 Life & Health Insurance	386,243	434,383	407,017	433,236
52400 Workers Compensation	137,872	96,379	93,863	96,613
53400 Other Contractual Services	101,122	82,729	82,729	82,729
54000 Travel & Per Diem	0	600	600	600
54100 Communications	1,006	1,620	1,620	1,620
54101 Communication - Phone System	0	300	335	335
54200 Postage	0	25	25	25
54300 Utility Services	21,020	25,759	25,759	25,759
54400 Rentals and Leases	397	10,869	10,869	10,869
54505 Vehicle Coverage	52,945	95,719	77,214	77,214
54600 Repairs and Maintenance	7,124	10,250	10,250	10,250
54601 Vehicle Repair	263,166	220,344	249,984	251,890
54900 Other Current Charges & Obligations	7,947	55,695	13,835	13,835
55100 Office Supplies	1,992	480	480	480
55200 Operating Supplies	44,561	36,763	36,763	36,763
55210 Fuel & Oil	192,351	128,635	245,281	245,281
55300 Road Materials and Supplies	150,349	108,307	108,307	108,307
55400 Publications, Subscriptions & Memberships	675	645	645	645
55401 Training	5,941	4,853	4,853	4,853
56400 Machinery and Equipment	9,340	0	0	0
123-433-538 Totals	<u>3,265,723</u>	<u>2,819,439</u>	<u>2,921,710</u>	<u>3,024,970</u>
Operations Totals	<u>8,462,581</u>	<u>9,612,772</u>	<u>9,784,920</u>	<u>10,127,250</u>

Leon County Government
Animal Services - Fiscal Year 2011 Budgetary Cost Summary

Dangerous Animal Classification Committee (Leon County Code of Laws, Chapter 4); Animal Control Ordinance Review Committee (Leon County Code of Laws, Chapter 4)

Organizational Code / Account	FY 2009 Actual	FY 2010 Adopted	FY 2011 Adopted	FY 2012 Projected
140-201-562 Animal Services				
51200 Regular Salaries and Wages	239,196	250,842	249,385	256,866
51400 Overtime	29,745	21,150	22,206	23,315
51500 Special Pay	8,305	8,800	8,800	8,800
52100 Fica Taxes	20,064	19,734	19,627	20,200
52200 Retirement Contribution	26,666	25,984	27,634	33,035
52210 Deferred Compensation Match	1,063	1,200	1,218	1,236
52300 Life & Health Insurance	53,618	75,517	75,030	79,713
52400 Workers Compensation	4,757	4,020	4,780	4,920
53300 Court Reporter Services	0	440	440	440
53400 Other Contractual Services	516,586	529,220	541,851	554,786
54000 Travel & Per Diem	349	243	243	243
54100 Communications	5,939	6,653	6,653	6,653
54101 Communication - Phone System	1,073	1,300	1,230	1,230
54200 Postage	73	300	300	300
54400 Rentals and Leases	1,109	1,406	1,656	1,656
54505 Vehicle Coverage	5,708	6,158	6,669	6,669
54600 Repairs and Maintenance	284	400	400	400
54601 Vehicle Repair	15,352	17,992	19,116	19,261
54700 Printing and Binding	1,023	800	800	800
54800 Promotional Activities	2,995	2,500	2,500	2,500
54908 Other Current Charges & Obligations	0	1,200	1,200	1,200
55100 Office Supplies	1,417	1,397	1,397	1,397
55200 Operating Supplies	5,594	7,210	6,960	6,960
55210 Fuel & Oil	24,912	21,716	36,800	36,800
55400 Publications, Subscriptions & Memberships	384	536	531	531
55401 Training	5,142	8,252	3,686	3,686
58226 St Francis Wildlife Assn (851)	71,250	71,250	71,250	71,250
140-201-562 Totals	<u>1,042,604</u>	<u>1,086,220</u>	<u>1,112,362</u>	<u>1,144,847</u>
305-096020-525 Mobile Emergency Animal Shelter Unit				
56400 Machinery And Equipment	5,747	0	0	0
305-096020-525 Totals	<u>5,747</u>	<u>0</u>	<u>0</u>	<u>0</u>
Animal Services Totals	<u>1,048,351</u>	<u>1,086,220</u>	<u>1,112,362</u>	<u>1,144,847</u>

Leon County Government
Engineering Services - Fiscal Year 2011 Budgetary Cost Summary

Organizational Code / Account	FY 2009 Actual	FY 2010 Adopted	FY 2011 Adopted	FY 2012 Projected
106-414-541 Engineering Services				
51200 Regular Salaries and Wages	1,792,691	1,854,556	1,905,222	1,962,169
51400 Overtime	35,229	7,500	7,500	7,500
52100 Fica Taxes	134,701	142,745	146,233	150,680
52200 Retirement Contribution	182,022	196,112	213,495	269,385
52210 Deferred Compensation Match	10,729	10,600	10,759	10,920
52300 Life & Health Insurance	301,388	381,453	379,981	404,801
52400 Workers Compensation	33,488	27,950	27,328	28,139
53100 Professional Services	124,499	362,543	355,441	355,441
53400 Other Contractual Services	43,448	56,743	57,620	57,620
54000 Travel & Per Diem	1,267	5,663	4,460	4,460
54100 Communications	5,950	7,728	9,168	9,168
54200 Postage	753	900	900	900
54505 Vehicle Coverage	9,865	7,967	8,093	8,093
54600 Repairs and Maintenance	373	1,100	3,203	3,203
54601 Vehicle Repair	7,768	13,086	19,763	19,914
54700 Printing and Binding	4	400	400	400
54900 Other Current Charges & Obligations	829	2,300	2,300	2,300
55100 Office Supplies	7,766	13,225	14,965	14,965
55200 Operating Supplies	11,089	1,353	30,303	30,303
55210 Fuel & Oil	20,108	19,514	25,800	25,800
55400 Publications, Subscriptions & Memberships	11,371	10,118	10,888	10,888
55401 Training	7,310	12,950	11,375	11,375
56400 Machinery and Equipment	0	60,000	0	0
106-414-541 Totals	<u>2,742,648</u>	<u>3,196,506</u>	<u>3,245,197</u>	<u>3,388,424</u>
123-726-537 Water Quality & TMDL Monitoring				
53100 Professional Services	379,092	0	0	0
53400 Other Contractual Services	46,035	48,000	59,940	59,940
123-726-537 Totals	<u>425,127</u>	<u>48,000</u>	<u>59,940</u>	<u>59,940</u>
Engineering Services Totals	<u>3,167,775</u>	<u>3,244,506</u>	<u>3,305,137</u>	<u>3,448,364</u>

Leon County Government
Fleet Management - Fiscal Year 2011 Budgetary Cost Summary

Organizational Code / Account	FY 2009 Actual	FY 2010 Adopted	FY 2011 Adopted	FY 2012 Projected
505-425-591 Fleet Maintenance				
51200 Regular Salaries and Wages	404,140	408,160	417,775	430,292
51400 Overtime	2,274	3,000	3,000	3,000
52100 Fica Taxes	29,697	31,500	31,960	32,918
52200 Retirement Contribution	40,411	41,464	44,994	53,830
52210 Deferred Compensation Match	3,255	2,900	2,944	2,988
52300 Life & Health Insurance	91,751	107,429	113,818	121,689
52400 Workers Compensation	13,376	8,605	14,835	15,281
53400 Other Contractual Services	12,118	14,120	14,120	14,120
54000 Travel & Per Diem	0	500	500	500
54100 Communications	140	1,980	1,980	1,980
54101 Communication - Phone System	1,037	1,120	1,040	1,040
54200 Postage	11	75	75	75
54300 Utility Services	49,436	30,000	30,000	30,000
54400 Rentals and Leases	1,045	1,860	1,140	1,140
54505 Vehicle Coverage	6,226	6,116	5,977	5,977
54600 Repairs and Maintenance	501,827	757,336	758,056	758,056
54601 Vehicle Repair	5,331	13,058	9,753	9,753
54700 Printing and Binding	483	550	550	550
55100 Office Supplies	1,482	1,405	1,405	1,405
55200 Operating Supplies	0	1,487,478	1,616,780	1,616,780
55210 Fuel & Oil	3,927	6,277	6,374	6,374
55400 Publications, Subscriptions & Memberships	809	1,000	1,000	1,000
55401 Training	0	5,010	5,010	5,010
505-425-591 Totals	<u>1,168,776</u>	<u>2,930,943</u>	<u>3,083,086</u>	<u>3,113,758</u>
Fleet Management Totals	<u><u>1,168,776</u></u>	<u><u>2,930,943</u></u>	<u><u>3,083,086</u></u>	<u><u>3,113,758</u></u>

**Leon County Government
Parks & Recreation - Fiscal Year 2011 Budgetary Cost Summary**

Organizational Code / Account	FY 2009 Actual	FY 2010 Adopted	FY 2011 Adopted	FY 2012 Projected
140-436-572 Parks and Recreation Services				
51200 Regular Salaries and Wages	808,152	825,149	832,188	857,121
51400 Overtime	38,640	30,120	30,120	30,120
52100 Fica Taxes	62,107	63,837	65,041	66,948
52200 Retirement Contribution	82,650	84,864	92,048	111,228
52210 Deferred Compensation Match	2,929	3,200	3,248	3,297
52300 Life & Health Insurance	181,755	237,957	252,196	268,377
52400 Workers Compensation	36,080	33,781	30,952	31,858
53100 Professional Services	5,339	4,112	4,112	4,112
53400 Other Contractual Services	343,481	287,690	263,679	285,931
54000 Travel & Per Diem	1,493	866	626	626
54100 Communications	14,935	12,770	17,570	17,570
54101 Communication - Phone System	2,121	1,750	1,675	1,675
54200 Postage	302	300	300	300
54300 Utility Services	153,165	217,888	195,888	200,888
54400 Rentals and Leases	2,930	3,001	3,000	3,000
54505 Vehicle Coverage	17,846	28,672	19,562	19,562
54600 Repairs and Maintenance	9,107	0	0	0
54601 Vehicle Repair	72,247	81,750	97,180	99,513
54700 Printing and Binding	1,258	650	650	650
54800 Promotional Activities	671	250	250	250
54900 Other Current Charges & Obligations	0	0	2,400	2,400
55100 Office Supplies	914	900	900	900
55200 Operating Supplies	194,180	152,496	168,196	182,610
55210 Fuel & Oil	63,376	70,602	78,113	91,613
55300 Road Materials and Supplies	50,317	49,100	51,600	89,100
55400 Publications, Subscriptions & Memberships	1,063	895	895	895
55401 Training	6,567	6,255	9,255	9,255
56400 Machinery And Equipment	39,640	42,550	42,550	42,550
140-436-572 Totals	<u>2,193,265</u>	<u>2,241,405</u>	<u>2,264,194</u>	<u>2,422,349</u>
Parks & Recreation Totals	<u><u>2,193,265</u></u>	<u><u>2,241,405</u></u>	<u><u>2,264,194</u></u>	<u><u>2,422,349</u></u>

Leon County Government
Solid Waste - Fiscal Year 2011 Budgetary Cost Summary

Organizational Code / Account	FY 2009 Actual	FY 2010 Adopted	FY 2011 Adopted	FY 2012 Projected
401-435-534 Landfill Closure				
51400 Overtime	0	14,000	14,000	14,000
53100 Professional Services	0	60,125	60,125	60,125
53400 Other Contractual Services	2,019	423,331	435,311	447,650
54900 Other Current Charges & Obligations	0	4,000	4,000	4,000
55200 Operating Supplies	0	20,000	20,400	20,808
401-435-534 Totals	<u>2,019</u>	<u>521,456</u>	<u>533,836</u>	<u>546,583</u>
401-437-534 Rural Waste Service Centers				
51200 Regular Salaries and Wages	251,709	242,623	248,933	256,401
51250 Regular OPS Salaries	23,407	26,047	26,047	26,828
51400 Overtime	36,322	25,961	19,961	19,961
52100 Fica Taxes	23,178	21,369	21,864	22,494
52200 Retirement Contribution	28,996	28,580	31,323	38,758
52210 Deferred Compensation Match	1,159	1,000	1,015	1,030
52300 Life & Health Insurance	65,185	89,269	86,924	92,204
52400 Workers Compensation	43,607	32,587	33,413	34,375
53400 Other Contractual Services	33,532	34,544	34,544	34,544
54000 Travel & Per Diem	223	275	275	275
54100 Communications	517	500	500	500
54200 Postage	62	0	25	25
54300 Utility Services	231,200	8,444	8,444	8,444
54400 Rentals and Leases	2,200	1,800	1,800	1,800
54505 Vehicle Coverage	10,747	7,265	6,922	6,922
54600 Repairs and Maintenance	13,348	10,088	10,088	10,088
54601 Vehicle Repair	41,419	43,724	51,608	52,001
54700 Printing And Binding	355	550	650	650
54800 Promotional Activities	0	2,000	2,000	2,000
54900 Other Current Charges & Obligations	0	286,851	295,941	301,589
55100 Office Supplies	383	580	580	580
55200 Operating Supplies	3,943	5,388	6,388	6,388
55210 Fuel & Oil	14,383	43,275	72,673	72,673
55400 Publications, Subscriptions & Memberships	0	150	150	150
55401 Training	0	1,000	1,000	1,000
401-437-534 Totals	<u>825,875</u>	<u>913,870</u>	<u>963,068</u>	<u>991,680</u>

Leon County Government
Solid Waste - Fiscal Year 2011 Budgetary Cost Summary

Organizational Code / Account	FY 2009 Actual	FY 2010 Adopted	FY 2011 Adopted	FY 2012 Projected
401-441-534 Transfer Station Operations				
51200 Regular Salaries and Wages	366,377	366,214	376,806	388,104
51400 Overtime	39,267	44,985	44,985	44,985
52100 Fica Taxes	30,173	28,542	29,654	30,516
52200 Retirement Contribution	39,320	37,704	42,328	52,019
52210 Deferred Compensation Match	2,781	3,300	3,350	3,400
52300 Life & Health Insurance	77,942	98,650	105,896	112,468
52400 Workers Compensation	48,503	35,933	37,816	38,925
53100 Professional Services	7,200	5,000	5,000	5,000
53400 Other Contractual Services	4,891,269	4,335,985	4,918,872	5,113,653
54000 Travel & Per Diem	0	1,715	1,715	1,715
54100 Communications	1,112	1,412	1,412	1,412
54101 Communication - Phone System	0	530	475	475
54200 Postage	0	25	25	25
54300 Utility Services	53,668	58,440	58,440	58,440
54400 Rentals and Leases	0	3,800	3,800	3,800
54505 Vehicle Coverage	5,717	2,249	2,143	2,143
54600 Repairs and Maintenance	40,188	27,897	27,197	27,197
54601 Vehicle Repair	12,365	98,681	49,845	50,225
54700 Printing and Binding	280	2,700	2,700	2,700
54800 Promotional Activities	446	500	500	500
54900 Other Current Charges & Obligations	1,576	0	400	400
55100 Office Supplies	441	870	870	870
55200 Operating Supplies	16,344	13,948	19,740	19,740
55210 Fuel & Oil	79,855	109,919	69,520	69,520
55400 Publications, Subscriptions & Memberships	356	171	171	171
55401 Training	1,688	1,050	1,050	1,050
401-441-534 Totals	<u>5,716,868</u>	<u>5,280,220</u>	<u>5,804,710</u>	<u>6,029,453</u>
401-442-534 Solid Waste Management Facility				
51200 Regular Salaries and Wages	400,404	370,789	420,765	433,377
51400 Overtime	17,719	17,816	17,816	17,816
52100 Fica Taxes	30,994	28,913	33,015	33,981
52200 Retirement Contribution	39,266	38,480	47,919	60,782
52210 Deferred Compensation Match	1,928	2,700	2,741	2,782
52300 Life & Health Insurance	73,660	117,738	111,443	118,390
52400 Workers Compensation	45,148	27,913	33,428	34,397
53100 Professional Services	187,650	55,797	225,000	215,000
53400 Other Contractual Services	492,341	840,190	634,249	635,306
54000 Travel & Per Diem	1,713	2,350	2,450	2,450
54100 Communications	943	1,260	1,260	1,260
54101 Communication - Phone System	7,550	4,060	3,960	3,960
54200 Postage	605	1,200	1,200	1,200
54300 Utility Services	231,663	229,730	229,730	229,730
54400 Rentals and Leases	6,032	8,250	11,400	11,400
54505 Vehicle Coverage	13,007	7,668	7,307	7,307
54600 Repairs and Maintenance	35,390	14,700	43,450	23,450
54601 Vehicle Repair	83,649	137,514	130,920	131,918
54700 Printing and Binding	284	3,000	3,000	3,000
54800 Promotional Activities	123	1,500	3,000	3,000
54900 Other Current Charges & Obligations	6,680	250	450	450
55100 Office Supplies	1,585	3,000	3,000	3,000
55200 Operating Supplies	37,235	49,593	53,200	53,200
55210 Fuel & Oil	59,303	102,600	85,383	85,383
55400 Publications, Subscriptions & Memberships	1,255	1,244	1,834	1,834
55401 Training	2,380	2,390	2,736	2,736
401-442-534 Totals	<u>1,778,507</u>	<u>2,070,645</u>	<u>2,110,656</u>	<u>2,117,109</u>

Leon County Government
Solid Waste - Fiscal Year 2011 Budgetary Cost Summary

Organizational Code / Account	FY 2009 Actual	FY 2010 Adopted	FY 2011 Adopted	FY 2012 Projected
401-443-534 Hazardous Waste				
51200 Regular Salaries and Wages	126,323	120,861	124,004	127,724
51250 Regular OPS Salaries	17,820	15,258	15,258	15,716
51400 Overtime	13,836	19,000	19,000	19,000
52100 Fica Taxes	11,862	10,962	11,204	11,524
52200 Retirement Contribution	13,179	14,431	15,774	18,846
52210 Deferred Compensation Match	875	900	914	928
52300 Life & Health Insurance	17,516	24,245	19,436	20,255
52400 Workers Compensation	13,951	11,962	12,318	12,661
53400 Other Contractual Services	77,803	119,206	249,700	249,700
54000 Travel & Per Diem	2,613	4,157	4,157	4,157
54100 Communications	16	420	420	420
54101 Communication - Phone System	0	275	290	290
54200 Postage	7	25	25	25
54300 Utility Services	5,839	7,420	7,420	7,420
54400 Rentals and Leases	2,250	0	0	0
54505 Vehicle Coverage	3,121	2,249	2,142	2,142
54600 Repairs and Maintenance	2,883	2,400	5,000	5,000
54601 Vehicle Repair	3,495	3,155	5,264	5,304
54700 Printing and Binding	463	1,000	1,500	1,500
54800 Promotional Activities	8	0	1,000	1,000
55100 Office Supplies	372	550	550	550
55200 Operating Supplies	40,168	36,000	36,000	36,000
55210 Fuel & Oil	1,187	1,670	1,646	1,646
55400 Publications, Subscriptions & Memberships	423	321	321	321
55401 Training	948	1,000	1,000	1,000
401-443-534 Totals	<u>356,958</u>	<u>397,467</u>	<u>534,343</u>	<u>543,129</u>
401-471-534 Recycling Services & Education				
51200 Regular Salaries and Wages	123,905	119,110	122,206	125,873
51400 Overtime	3,664	8,837	8,837	8,837
52100 Fica Taxes	9,525	9,388	9,624	9,905
52200 Retirement Contribution	12,210	12,357	13,550	16,198
52210 Deferred Compensation Match	755	700	711	722
52300 Life & Health Insurance	19,378	25,792	26,674	28,265
52400 Workers Compensation	13,721	10,035	11,272	11,610
53100 Professional Services	0	40,000	100,000	40,000
53400 Other Contractual Services	114,380	159,844	25,250	25,250
54000 Travel & Per Diem	989	4,150	4,700	4,700
54100 Communications	836	1,980	1,980	1,980
54101 Communication - Phone System	0	270	245	245
54200 Postage	76	500	500	500
54300 Utility Services	2,497	4,000	4,000	4,000
54400 Rentals and Leases	1,319	1,500	0	0
54505 Vehicle Coverage	0	6,342	6,168	6,168
54600 Repairs and Maintenance	2,515	7,200	7,200	7,200
54601 Vehicle Repair	0	10,274	11,950	12,041
54700 Printing and Binding	363	1,200	1,200	1,200
54800 Promotional Activities	11,648	11,150	11,150	11,150
54900 Other Current Charges & Obligations	1,000	0	0	0
55100 Office Supplies	377	600	600	600
55200 Operating Supplies	13,069	9,441	9,441	9,441
55210 Fuel & Oil	1,514	19,535	21,300	21,300
55400 Publications, Subscriptions & Memberships	1,033	602	602	602
55401 Training	287	0	950	950
401-471-534 Totals	<u>335,061</u>	<u>464,807</u>	<u>400,110</u>	<u>348,737</u>
Solid Waste Totals	<u>9,015,288</u>	<u>9,648,465</u>	<u>10,346,723</u>	<u>10,576,691</u>

**Leon County Government
Clerk of the Circuit Court - Fiscal Year 2011 Budgetary Cost Summary**

Organizational Code / Account	FY 2009 Actual	FY 2010 Adopted	FY 2011 Adopted	FY 2012 Projected
001-132-586 Clerk - Finance Administration				
59302 Budget Transfers	1,542,915	1,630,613	1,520,587	1,566,112
001-132-586 Totals	<u>1,542,915</u>	<u>1,630,613</u>	<u>1,520,587</u>	<u>1,566,112</u>
110-537-586 Clerk - Article V Expenses				
54913 Clerk Circuit Court Fees	409,164	0	0	0
110-537-586 Totals	<u>409,164</u>	<u>0</u>	<u>0</u>	<u>0</u>
110-537-614 Clerk - Article V Expenses				
54913 Clerk Circuit Court Fees	0	405,082	411,334	419,557
110-537-614 Totals	<u>0</u>	<u>405,082</u>	<u>411,334</u>	<u>419,557</u>
Clerk of the Circuit Court Totals	<u>1,952,079</u>	<u>2,035,695</u>	<u>1,931,921</u>	<u>1,985,669</u>

Leon County Government
Property Appraiser - Fiscal Year 2011 Budgetary Cost Summary

Organizational Code / Account	FY 2009 Actual	FY 2010 Adopted	FY 2011 Adopted	FY 2012 Projected
001-512-586 Property Appraiser				
59306 Budget Transfer	4,222,214	4,453,138	4,445,162	4,564,408
001-512-586 Totals	<u>4,222,214</u>	<u>4,453,138</u>	<u>4,445,162</u>	<u>4,564,408</u>
Property Appraiser Totals	<u><u>4,222,214</u></u>	<u><u>4,453,138</u></u>	<u><u>4,445,162</u></u>	<u><u>4,564,408</u></u>

Leon County Government
Sheriff - Fiscal Year 2011 Budgetary Cost Summary

Organizational Code / Account	FY 2009 Actual	FY 2010 Adopted	FY 2011 Adopted	FY 2012 Projected
110-510-586 Law Enforcement				
51100 Executive Salaries	138,806	138,806	138,936	138,936
51200 Regular Salaries And Wages	18,427,210	17,424,579	17,829,650	18,364,540
51400 Overtime	1,133,047	775,000	789,750	789,750
51500 Special Pay	181,488	154,500	158,940	158,940
52100 Fica Taxes	1,461,200	1,406,307	1,438,055	1,495,577
52200 Retirement Contribution	3,485,446	3,477,181	3,859,514	4,010,073
52300 Life & Health Insurance	2,929,978	3,289,120	3,389,077	3,628,561
52400 Workers Compensation	635,362	546,674	501,388	521,444
52500 Unemployment Compensation	2,292	10,000	10,000	10,000
52600 Class C Travel	71	0	0	0
53100 Professional Services	45,776	0	0	0
53143 Other Administrative / Professional	0	24,000	24,000	24,000
53144 Professional Services / Medical	27,149	34,090	32,465	32,465
53400 Other Contractual Services	146,928	123,750	115,670	115,670
53500 Investigations	125,000	120,000	120,000	120,000
54041 Travel and Per Diem	23,670	28,700	30,063	30,063
54042 Travel / Private Vehicle	439	1,000	1,000	1,000
54100 Communications	292,182	317,304	298,673	298,673
54200 Postage	20,741	25,200	25,200	25,200
54300 Utility Services	230,124	276,780	255,780	255,780
54400 Rentals And Leases	54,502	0	0	0
54442 Rentals and Leases / Radios	9,344	0	0	0
54443 Rentals and Leases / Other	0	82,906	84,335	84,335
54506 Property Insurance	48,892	32,110	32,901	32,901
54541 Insurance / Auto	178,336	158,493	165,351	165,351
54542 Insurance / Professional Liability	273,962	299,100	303,692	303,692
54545 Insurance / Aircraft	0	31,000	30,028	30,028
54641 Repair and Maintenance / Autos	211,008	332,187	342,032	342,032
54643 Repair and Maintenance / Radios	84,338	98,988	103,132	103,132
54644 Repair and Maintenance / Office Equipment	190,327	192,110	203,343	203,343
54646 Repair and Maintenance / Facilities	132,807	131,059	132,587	132,587
54700 Printing And Binding	34,459	68,750	63,250	63,250
54942 Other Current Charges / Auto	44,080	82,585	58,100	58,100
54948 Other Current Charges / Other	69,427	54,280	55,580	55,580
54949 Uniform Cleaning	37,410	39,120	40,160	40,160
54950 Tuition Assistance	6,300	7,500	6,500	6,500
55100 Office Supplies	43,038	38,495	38,495	38,495
55240 Data Processing Supplies	23,373	28,000	28,000	28,000
55241 Operating Supplies / Fuel and Lubrication	553,225	669,231	834,933	834,933
55242 Operating Supplies / Ammo	41,205	78,000	78,000	78,000
55244 Operating Supplies / Investigative	33,920	25,000	25,000	25,000
55248 Operating Supplies / Motorcycles and Boats	15,174	6,500	6,500	6,500
55249 Operating Supplies / Miscellaneous	455,654	166,029	180,339	180,339
55250 Operating Supplies / Uniforms	213,189	292,475	186,850	186,850
55400 Publications, Subscriptions & Memberships	36,196	39,421	43,632	43,632
55401 Training	30,934	20,750	20,750	20,750
56441 Machinery and Equipment / Auto	1,163,978	847,500	837,000	837,000
56444 Machinery and Equipment / Office	143,229	104,630	310,012	310,012
56445 Machinery and Equipment / Investigation	0	47,465	12,720	12,720
56480 Machinery and Equipment - Other	191,891	115,000	73,500	76,146
59000 Sheriff Contingency - Operating	0	100,000	100,000	100,000
59010 Sheriff - Less SRO Contract	0	-1,075,520	-1,124,671	-1,124,671
59020 Sheriff - Less Salary Lapse	0	-157,431	-137,121	-137,121
110-510-586 Totals	<u>33,627,107</u>	<u>31,128,724</u>	<u>32,153,091</u>	<u>33,158,248</u>

Leon County Government
Sheriff - Fiscal Year 2011 Budgetary Cost Summary

Organizational Code / Account	FY 2009 Actual	FY 2010 Adopted	FY 2011 Adopted	FY 2012 Projected
110-511-586 Corrections				
51200 Regular Salaries And Wages	11,916,795	12,751,168	13,136,600	13,530,698
51400 Overtime	452,689	585,000	585,000	585,000
51500 Special Pay	39,467	41,360	46,240	46,240
52100 Fica Taxes	905,586	1,023,381	1,053,240	1,095,370
52200 Retirement Contribution	2,327,680	2,645,973	2,934,964	3,061,860
52300 Life & Health Insurance	2,459,521	3,112,559	3,218,548	3,446,231
52400 Workers Compensation	425,803	414,141	368,181	382,908
52500 Unemployment Compensation	16,234	20,000	20,000	20,000
52600 Class C Travel	34	0	0	0
53144 Professional Services / Medical	8,380	31,080	26,460	26,460
53400 Other Contractual Services	6,064,183	6,179,009	6,115,257	6,115,257
54000 Travel & Per Diem	7,238	0	0	0
54041 Travel and Per Diem	0	5,500	7,563	7,563
54042 Travel / Private Vehicle	607	2,000	2,000	2,000
54100 Communications	106,974	105,768	118,279	118,279
54200 Postage	790	5,800	5,800	5,800
54300 Utility Services	1,176,544	1,212,400	1,092,730	1,092,730
54400 Rentals And Leases	27,731	0	0	0
54443 Rentals and Leases / Other	0	23,160	23,160	23,160
54506 Property Insurance	306,432	193,836	200,625	200,625
54541 Insurance / Auto	11,401	11,365	11,974	11,974
54542 Insurance / Professional Liability	207,219	234,467	232,925	232,925
54544 Insurance Prisoner/Medical	69,496	68,255	65,700	65,700
54641 Repair and Maintenance / Autos	29,441	27,969	22,609	22,609
54643 Repair and Maintenance / Radios	3,616	10,000	4,856	4,856
54644 Repair and Maintenance / Office Equipment	62,116	100,981	128,317	128,317
54646 Repair and Maintenance / Facilities	445,150	422,350	435,900	435,900
54700 Printing And Binding	8,551	10,000	10,000	10,000
54900 Other Current Charges & Obligations	11,365	0	0	0
54945 Other Current Charges / Miscellaneous1	0	44,600	45,280	45,280
54948 Other Current Charges / Other	0	8,000	1,000	1,000
54950 Tuition Assistance	1,900	3,000	5,000	5,000
55100 Office Supplies	22,837	27,895	27,895	27,895
55200 Operating Supplies	129,379	0	0	0
55240 Data Processing Supplies	24,990	26,000	26,000	26,000
55241 Operating Supplies / Fuel and Lubrication	57,231	31,529	39,850	39,850
55246 Operating Supplies / Other Jail Supplies	445,619	375,000	375,000	375,000
55249 Operating Supplies / Miscellaneous	0	66,550	54,550	54,550
55250 Operating Supplies / Uniforms	46,371	102,000	102,000	102,000
55400 Publications, Subscriptions & Memberships	866	1,539	1,039	1,039
55401 Training	14,889	2,500	2,500	2,500
56400 Machinery And Equipment	39,173	0	0	0
56442 Machinery and Equipment - Jail	11,460	30,000	26,000	26,975
56444 Machinery and Equipment / Office	22,513	20,000	10,000	10,375
59000 Sheriff Contingency - Operating	0	100,000	100,000	100,000
59020 Sheriff - Less Salary Lapse	0	-657,533	-591,880	-591,880
110-511-586 Totals	<u>27,908,271</u>	<u>29,418,602</u>	<u>30,091,162</u>	<u>30,898,046</u>
125-864-525 Emergency Management				
59304 Budget Transfer	121,155	121,155	121,155	121,155
125-864-525 Totals	<u>121,155</u>	<u>121,155</u>	<u>121,155</u>	<u>121,155</u>

**Leon County Government
Sheriff - Fiscal Year 2011 Budgetary Cost Summary**

Organizational Code / Account	FY 2009 Actual	FY 2010 Adopted	FY 2011 Adopted	FY 2012 Projected
130-180-586 Enhanced 9-1-1				
51200 Regular Salaries And Wages	179,750	175,752	181,795	181,795
51400 Overtime	0	8,000	8,000	8,000
52100 Fica Taxes	13,208	14,057	14,520	14,520
52200 Retirement Contribution	18,388	19,848	22,250	22,250
52300 Life & Health Insurance	44,144	47,543	50,898	50,898
52400 Workers Compensation	732	641	435	435
53400 Other Contractual Services	5,894	0	0	0
54000 Travel & Per Diem	4,264	11,875	9,875	9,875
54100 Communications	32,477	20,676	52,908	52,908
54110 Com-net Communications	317,482	360,000	360,000	360,000
54200 Postage	350	900	400	400
54400 Rentals And Leases	6,125	5,664	3,318	3,318
54542 Insurance / Professional Liability	1,353	1,400	1,400	1,400
54600 Repairs And Maintenance	217,996	217,996	217,996	217,996
54644 Repair and Maintenance / Office Equipment	23,493	55,056	25,133	25,133
54700 Printing And Binding	0	7,500	0	0
54900 Other Current Charges & Obligations	0	9,981	0	0
55100 Office Supplies	1,507	6,500	2,000	2,000
55200 Operating Supplies	6,101	0	5,000	5,000
55240 Data Processing Supplies	1,318	1,000	1,500	1,500
55400 Publications, Subscriptions & Memberships	240	2,015	2,015	2,015
55401 Training	1,615	12,596	12,596	12,596
56400 Machinery And Equipment	2,207	0	0	0
59900 Budgeted Contingency	0	305,000	235,984	244,139
130-180-586 Totals	<u>878,644</u>	<u>1,284,000</u>	<u>1,208,023</u>	<u>1,216,178</u>
Sheriff Totals	<u>62,535,177</u>	<u>61,952,481</u>	<u>63,573,431</u>	<u>65,393,627</u>

Leon County Government
Supervisor of Elections - Fiscal Year 2011 Budgetary Cost Summary

Organizational Code / Account	FY 2009 Actual	FY 2010 Adopted	FY 2011 Adopted	FY 2012 Projected
060-520-513 Voter Registration				
51100 Executive Salaries	111,784	111,786	111,910	114,820
51200 Regular Salaries And Wages	1,057,298	986,232	1,003,068	1,071,926
52100 Fica Taxes	81,302	84,125	86,102	88,732
52200 Retirement Contribution	149,398	131,429	149,214	252,201
52210 Deferred Compensation Match	2,251	2,300	2,300	2,300
52300 Life & Health Insurance	121,297	157,323	147,216	156,091
52400 Workers Compensation	8,975	10,000	8,177	13,273
53100 Professional Services	250	2,000	6,000	11,000
53400 Other Contractual Services	2,193	6,500	6,500	9,000
54000 Travel & Per Diem	7,864	10,000	14,000	10,000
54100 Communications	5,143	7,000	7,000	7,000
54101 Communication - Phone System	2,296	6,090	2,910	2,910
54200 Postage	6,381	83,810	75,210	83,810
54400 Rentals And Leases	22,755	34,000	42,850	43,305
54412 Rental and Leases / Outside Storage	270	0	0	0
54600 Repairs And Maintenance	39,429	46,967	50,504	54,359
54601 Vehicle Repair	735	1,679	2,171	2,182
54700 Printing And Binding	542	52,200	31,200	67,700
54715 Printing & Binding / Voter Materials	12,451	0	0	0
54900 Other Current Charges & Obligations	1,467	10,750	14,150	14,150
54961 Administrative Hearing	1,614	0	0	0
54963 Election Notices	132	0	0	0
54964 Voter Registration Notices	973	0	0	0
55100 Office Supplies	4,568	10,000	10,000	10,000
55200 Operating Supplies	12,283	10,000	10,000	10,000
55210 Fuel & Oil	203	2,823	2,256	2,256
55400 Publications, Subscriptions & Memberships	6,575	7,185	7,250	7,250
55401 Training	25,671	10,000	15,000	10,000
56400 Machinery And Equipment	8,741	0	0	0
56410 Machinery & Equipment <\$750	8,551	5,000	5,000	5,000
060-520-513 Totals	<u>1,703,392</u>	<u>1,789,199</u>	<u>1,809,988</u>	<u>2,049,265</u>

Leon County Government
Supervisor of Elections - Fiscal Year 2011 Budgetary Cost Summary

Organizational Code / Account	FY 2009 Actual	FY 2010 Adopted	FY 2011 Adopted	FY 2012 Projected
060-521-513 Elections				
51250 Regular OPS Salaries	87,855	215,000	165,000	721,000
51300 Other Salaries & Wages	43,396	0	0	0
52100 Fica Taxes	10,041	15,545	11,391	15,208
52200 Retirement Contribution	8,435	21,651	8,156	90,197
52400 Workers Compensation	2,153	2,365	1,663	4,200
53100 Professional Services	8,089	31,000	6,000	42,000
53400 Other Contractual Services	81,659	431,600	344,600	787,200
53441 Other Contractual / Poll Workers	203,672	0	0	0
53442 Other Cont / Elec Temp Agency Help	125,875	0	0	0
53443 Other Cont / Election Security	31,459	0	0	0
53444 Other Cont / Elec Equip Delivery	20,905	0	0	0
54000 Travel & Per Diem	8,730	5,500	5,500	8,000
54100 Communications	699	33,000	8,000	13,000
54101 Communication - Phone System	19,462	14,830	18,080	18,080
54200 Postage	10,797	221,070	58,370	328,140
54300 Utility Services	0	20,000	0	0
54400 Rentals And Leases	5,997	301,300	50,975	72,314
54410 Rental and Leases / Polling Place St	12,790	0	0	0
54411 Rental and Leases / Training Space	850	0	0	0
54412 Rental and Leases / Outside Storage	22,312	0	0	0
54505 Vehicle Coverage	1,959	1,446	938	938
54600 Repairs And Maintenance	22,394	69,350	229,835	111,569
54700 Printing And Binding	1,628	190,550	114,200	185,050
54711 Printing & Binding / School Elections	1,619	0	0	0
54712 Printing & Binding / Elections Ballots	66,422	0	0	0
54713 Printing & Binding / PW Training Mate	717	0	0	0
54714 Printing & Binding / Precinct Notices	8,666	0	0	0
54715 Printing & Binding / Voter Materials	8,153	0	0	0
54810 Voter Education Promotion	10,256	0	0	0
54900 Other Current Charges & Obligations	6,774	56,500	42,250	64,219
54962 Canvassing Board	332	0	0	0
54963 Election Notices	16,236	0	0	0
54964 Voter Registration Notices	6,339	0	0	0
54965 Other Current Charges - Personnel	835	0	0	0
55100 Office Supplies	3,518	20,000	15,000	25,000
55111 Office Supplies / Early Voting	401	0	0	0
55112 Office Supplies / Precincts	2,476	0	0	0
55113 Office Supplies / Canvassing Board	271	0	0	0
55200 Operating Supplies	11,641	15,000	17,500	40,000
55210 Fuel & Oil	644	1,080	0	0
55261 Operating Supplies / Early Voting	704	0	0	0
55262 Operating Supplies / Precincts	14,462	0	0	0
55263 Operating Supplies / Canvassing Board	212	0	0	0
55264 Operating Supplies / Absentee	173	0	0	0
55401 Training	7,206	5,000	5,000	5,000
56410 Machinery & Equipment <\$750	0	6,000	6,000	6,000
060-521-513 Totals	<u>899,214</u>	<u>1,677,787</u>	<u>1,108,458</u>	<u>2,537,115</u>
060-521-586 Elections				
59308 SOE- Budget Transfer	108,877	0	0	0
060-521-586 Totals	<u>108,877</u>	<u>0</u>	<u>0</u>	<u>0</u>
060-525-513 SOE Grants				
54810 Voter Education Promotion	50,973	0	0	0
060-525-513 Totals	<u>50,973</u>	<u>0</u>	<u>0</u>	<u>0</u>
Supervisor of Elections Totals	<u>2,762,456</u>	<u>3,466,986</u>	<u>2,918,446</u>	<u>4,586,380</u>

Leon County Government
Tax Collector - Fiscal Year 2011 Budgetary Cost Summary

Organizational Code / Account	FY 2009 Actual	FY 2010 Adopted	FY 2011 Adopted	FY 2012 Projected
001-513-586 Tax Collector				
59307 Budget Transfer	4,854,981	4,572,000	4,584,200	4,629,784
001-513-586 Totals	<u>4,854,981</u>	<u>4,572,000</u>	<u>4,584,200</u>	<u>4,629,784</u>
060-520-586 Elections				
59308 SOE- Budget Transfer	202,201	0	0	0
060-520-586 Totals	<u>202,201</u>	<u>0</u>	<u>0</u>	<u>0</u>
123-513-586 Tax Collector				
59307 Budget Transfer	18,188	16,883	17,389	17,910
123-513-586 Totals	<u>18,188</u>	<u>16,883</u>	<u>17,389</u>	<u>17,910</u>
135-513-586 Tax Collector				
59307 Budget Transfer	164,900	173,150	143,424	144,858
135-513-586 Totals	<u>164,900</u>	<u>173,150</u>	<u>143,424</u>	<u>144,858</u>
145-513-586 Tax Collector				
59307 Budget Transfer	0	0	37,244	18,264
145-513-586 Totals	<u>0</u>	<u>0</u>	<u>37,244</u>	<u>18,264</u>
162-513-586 Tax Collector				
59307 Budget Transfer	4,898	6,700	5,700	6,300
162-513-586 Totals	<u>4,898</u>	<u>6,700</u>	<u>5,700</u>	<u>6,300</u>
164-513-586 Tax Collector				
59307 Budget Transfer	4,575	5,000	5,000	5,000
164-513-586 Totals	<u>4,575</u>	<u>5,000</u>	<u>5,000</u>	<u>5,000</u>
401-513-586 Tax Collector				
59307 Budget Transfer	28,556	28,139	28,983	29,852
401-513-586 Totals	<u>28,556</u>	<u>28,139</u>	<u>28,983</u>	<u>29,852</u>
Tax Collector Totals	<u>5,278,299</u>	<u>4,801,872</u>	<u>4,821,940</u>	<u>4,851,968</u>

Leon County Government
Court Administration - Fiscal Year 2011 Budgetary Cost Summary

Organizational Code / Account	FY 2009 Actual	FY 2010 Adopted	FY 2011 Adopted	FY 2012 Projected
001-540-601 Court Administration				
51200 Regular Salaries and Wages	113,798	109,760	112,613	115,991
52100 Fica Taxes	8,345	8,672	8,892	9,149
52200 Retirement Contribution	10,853	11,416	12,516	14,960
52300 Life & Health Insurance	22,819	28,990	30,006	31,832
52400 Workers Compensation	432	340	343	353
54000 Travel & Per Diem	163	198	198	198
54100 Communications	0	3,938	3,938	3,938
54101 Communication - Phone System	0	1,845	0	0
54200 Postage	0	216	200	200
54400 Rentals and Leases	1,354	6,259	6,314	6,314
54700 Printing and Binding	547	246	200	200
55100 Office Supplies	330	650	600	600
55200 Operating Supplies	0	12,960	14,307	14,307
55401 Training	0	3,150	2,400	2,400
001-540-601 Totals	<u>158,641</u>	<u>188,640</u>	<u>192,527</u>	<u>200,442</u>
001-540-713 Court Information Systems				
54100 Communications	5,006	0	0	0
54101 Communication - Phone System	6,881	0	0	0
001-540-713 Totals	<u>11,887</u>	<u>0</u>	<u>0</u>	<u>0</u>
001-540-719 Court Operating				
54400 Rentals and Leases	5,146	0	0	0
55200 Operating Supplies	12,472	0	0	0
001-540-719 Totals	<u>17,618</u>	<u>0</u>	<u>0</u>	<u>0</u>
Court Administration Totals	<u>188,146</u>	<u>188,640</u>	<u>192,527</u>	<u>200,442</u>

**Leon County Government
State Attorney - Fiscal Year 2011 Budgetary Cost Summary**

Organizational Code / Account	FY 2009 Actual	FY 2010 Adopted	FY 2011 Adopted	FY 2012 Projected
110-532-602 State Attorney				
51300 Other Salaries & Wages	37,000	37,000	37,000	37,000
53500 Investigations	0	0	1,500	1,500
54000 Travel & Per Diem	0	2,800	1,900	1,900
54100 Communications	0	5,680	5,020	5,020
54101 Communication - Phone System	0	23,600	23,245	23,245
54600 Repairs and Maintenance	0	2,000	2,000	2,000
54900 Other Current Charges & Obligations	0	14,751	14,811	14,811
55200 Operating Supplies	0	36,200	36,200	36,200
110-532-602 Totals	<u>37,000</u>	<u>122,031</u>	<u>121,676</u>	<u>121,676</u>
110-532-712 State Attorney				
54600 Repairs and Maintenance	1,254	0	0	0
110-532-712 Totals	<u>1,254</u>	<u>0</u>	<u>0</u>	<u>0</u>
110-532-713 State Attorney				
54100 Communications	4,945	0	0	0
54101 Communication - Phone System	17,911	0	0	0
110-532-713 Totals	<u>22,856</u>	<u>0</u>	<u>0</u>	<u>0</u>
110-532-719 State Attorney				
54900 Other Current Charges & Obligations	19,111	0	0	0
55200 Operating Supplies	39,004	0	0	0
110-532-719 Totals	<u>58,115</u>	<u>0</u>	<u>0</u>	<u>0</u>
State Attorney Totals	<u>119,225</u>	<u>122,031</u>	<u>121,676</u>	<u>121,676</u>

Leon County Government
Public Defender - Fiscal Year 2011 Budgetary Cost Summary

Organizational Code / Account	FY 2009 Actual	FY 2010 Adopted	FY 2011 Adopted	FY 2012 Projected
110-533-603 Public Defender				
51300 Other Salaries & Wages	37,000	37,000	37,000	37,000
53100 Professional Services	0	10,438	10,438	10,438
53500 Investigations	0	16,150	16,150	16,150
54100 Communications	0	12,240	12,240	12,240
54101 Communication - Phone System	0	21,500	21,675	21,675
54200 Postage	0	1,291	1,291	1,291
54400 Rentals And Leases	0	11,640	11,640	11,640
54900 Other Current Charges & Obligations	0	7,000	7,000	7,000
55100 Office Supplies	0	210	210	210
55200 Operating Supplies	0	22,556	22,556	22,556
55400 Publications, Subscriptions & Membe	45	0	0	0
110-533-603 Totals	<u>37,045</u>	<u>140,025</u>	<u>140,200</u>	<u>140,200</u>
110-533-713 Public Defender				
54100 Communications	8,327	0	0	0
54101 Communication - Phone System	27,280	0	0	0
110-533-713 Totals	<u>35,607</u>	<u>0</u>	<u>0</u>	<u>0</u>
110-533-719 Public Defender				
53500 Investigations	17,081	0	0	0
54200 Postage	1,749	0	0	0
54400 Rentals And Leases	12,528	0	0	0
54900 Other Current Charges & Obligations	7,154	0	0	0
55100 Office Supplies	210	0	0	0
55200 Operating Supplies	26,578	0	0	0
110-533-719 Totals	<u>65,300</u>	<u>0</u>	<u>0</u>	<u>0</u>
Public Defender Totals	<u>137,952</u>	<u>140,025</u>	<u>140,200</u>	<u>140,200</u>

Leon County Government
Other Court-Related Programs - Fiscal Year 2011 Budgetary Cost Summary

Organizational Code / Account	FY 2009 Actual	FY 2010 Adopted	FY 2011 Adopted	FY 2012 Projected
110-555-564 Legal Aid				
58224 Legal Services Of North Fl (801)	106,123	0	0	0
110-555-564 Totals	<u>106,123</u>	<u>0</u>	<u>0</u>	<u>0</u>
110-555-715 Legal Aid				
58224 Legal Services Of North Fl (801)	0	95,985	111,974	110,644
110-555-715 Totals	<u>0</u>	<u>95,985</u>	<u>111,974</u>	<u>110,644</u>
113-546-714 Court Admin Jud Programs- Law Library				
56600 Books, Publications & Library Material	30,782	0	0	0
113-546-714 Totals	<u>30,782</u>	<u>0</u>	<u>0</u>	<u>0</u>
114-586-662 Court Administration - Teen Court				
51200 Regular Salaries and Wages	104,587	121,983	74,211	76,437
52100 Fica Taxes	7,620	9,968	6,314	6,485
52200 Retirement Contribution	10,302	12,892	8,601	10,171
52300 Life & Health Insurance	24,742	33,753	11,299	12,076
52400 Workers Compensation	397	399	253	258
53400 Other Contractual Services	720	920	3,320	3,320
54000 Travel & Per Diem	66	300	300	300
54200 Postage	363	392	392	392
54400 Rentals and Leases	1,570	1,934	2,101	2,101
54700 Printing And Binding	308	0	0	0
54900 Other Current Charges & Obligations	0	785	785	785
55100 Office Supplies	820	750	750	750
55200 Operating Supplies	1,734	3,531	3,531	3,531
55400 Publications, Subscriptions & Memberships	200	200	200	200
55401 Training	598	1,785	1,785	1,785
114-586-662 Totals	<u>154,027</u>	<u>189,592</u>	<u>113,842</u>	<u>118,591</u>
117-509-569 Alternative Juvenile Programs				
51200 Regular Salaries and Wages	51,532	51,346	52,681	54,261
52100 Fica Taxes	3,836	3,928	4,030	4,151
52200 Retirement Contribution	5,076	5,171	5,674	6,788
52300 Life & Health Insurance	7,773	11,143	11,586	12,388
52400 Workers Compensation	196	154	156	160
54000 Travel & Per Diem	458	600	600	600
55100 Office Supplies	65	200	295	401
55401 Training	880	900	900	900
58300 Other Grants & Aids	0	10,313	9,398	8,414
117-509-569 Totals	<u>69,816</u>	<u>83,755</u>	<u>85,320</u>	<u>88,063</u>
117-546-714 Law Library				
56600 Books, Publications & Library Material	5,558	82,679	66,690	68,020
117-546-714 Totals	<u>5,558</u>	<u>82,679</u>	<u>66,690</u>	<u>68,020</u>
117-548-601 Judicial Programs/Article V				
51200 Regular Salaries and Wages	7,449	0	0	0
52100 Fica Taxes	530	0	0	0
52200 Retirement Contribution	530	0	0	0
52300 Life & Health Insurance	-1,518	0	0	0
52400 Workers Compensation	-100	0	0	0
53400 Other Contractual Services	14,412	0	0	0
54000 Travel & Per Diem	-2,011	0	0	0
55200 Operating Supplies	4,144	0	0	0
117-548-601 Totals	<u>23,436</u>	<u>0</u>	<u>0</u>	<u>0</u>

Leon County Government
Other Court-Related Programs - Fiscal Year 2011 Budgetary Cost Summary

Organizational Code / Account	FY 2009 Actual	FY 2010 Adopted	FY 2011 Adopted	FY 2012 Projected
117-548-662 Judicial Programs/Article V				
51200 Regular Salaries and Wages	63,575	92,227	116,617	120,116
52100 Fica Taxes	4,714	7,056	8,921	9,189
52200 Retirement Contribution	6,262	9,287	12,560	15,027
52300 Life & Health Insurance	9,685	19,534	20,420	21,832
52400 Workers Compensation	215	231	291	300
53400 Other Contractual Services	0	41,292	43,850	43,850
54000 Travel & Per Diem	0	5,635	8,193	8,193
55200 Operating Supplies	0	6,341	6,195	2,311
55401 Training	0	900	900	900
117-548-662 Totals	<u>84,451</u>	<u>182,503</u>	<u>217,947</u>	<u>221,718</u>
117-555-715 Legal Aid - Court				
58224 Legal Services Of North Fl (801)	70,377	82,679	66,690	68,020
117-555-715 Totals	<u>70,377</u>	<u>82,679</u>	<u>66,690</u>	<u>68,020</u>
Other Court-Related Programs Totals	<u>544,570</u>	<u>717,193</u>	<u>662,463</u>	<u>675,056</u>

Leon County Government
Guardian Ad Litem - Fiscal Year 2011 Budgetary Cost Summary

Organizational Code / Account	FY 2009 Actual	FY 2010 Adopted	FY 2011 Adopted	FY 2012 Projected
001-547-685 Guardian Ad Litem				
53400 Other Contractual Services	0	7,707	1,803	1,803
54100 Communications	0	4,944	10,848	10,848
54101 Communication - Phone System	0	2,425	2,335	2,335
54200 Postage	0	5,575	5,575	5,575
001-547-685 Totals	<u>0</u>	<u>20,651</u>	<u>20,561</u>	<u>20,561</u>
001-547-713 GAL Information Systems				
54100 Communications	3,172	0	0	0
54101 Communication - Phone System	3,044	0	0	0
001-547-713 Totals	<u>6,216</u>	<u>0</u>	<u>0</u>	<u>0</u>
001-547-719 GAL Operating				
53400 Other Contractual Services	3,447	0	0	0
54200 Postage	3,647	0	0	0
54900 Other Current Charges & Obligations	2,452	0	0	0
001-547-719 Totals	<u>9,546</u>	<u>0</u>	<u>0</u>	<u>0</u>
Guardian Ad Litem Totals	<u>15,762</u>	<u>20,651</u>	<u>20,561</u>	<u>20,561</u>

Leon County Government
Fire Control - Fiscal Year 2011 Budgetary Cost Summary

Organizational Code / Account	FY 2009 Actual	FY 2010 Adopted	FY 2011 Adopted	FY 2012 Projected
140-838-522 Fire Services Payment				
53400 Other Contractual Services	3,955,658	0	0	0
140-838-522 Totals	<u>3,955,658</u>	<u>0</u>	<u>0</u>	<u>0</u>
140-843-522 Volunteer Fire Department				
54800 Promotional Activities	96,263	0	0	0
140-843-522 Totals	<u>96,263</u>	<u>0</u>	<u>0</u>	<u>0</u>
145-838-522 Fire Services Payment				
53400 Other Contractual Services	0	6,311,232	6,992,084	6,062,069
145-838-522 Totals	<u>0</u>	<u>6,311,232</u>	<u>6,992,084</u>	<u>6,062,069</u>
145-843-522 Volunteer Fire Department				
54800 Promotional Activities	0	542,515	482,479	482,479
145-843-522 Totals	<u>0</u>	<u>542,515</u>	<u>482,479</u>	<u>482,479</u>
Fire Control Totals	<u>4,051,921</u>	<u>6,853,747</u>	<u>7,474,563</u>	<u>6,544,548</u>

Leon County Government
Other Non-Operating - Fiscal Year 2011 Budgetary Cost Summary

Organizational Code / Account	FY 2009 Actual	FY 2010 Adopted	FY 2011 Adopted	FY 2012 Projected
001-278-551 Summer Youth Employment				
51300 Other Salaries & Wages	59,081	64,542	64,542	64,542
52100 Fica Taxes	4,512	4,938	4,938	4,938
52400 Workers Compensation	225	287	287	287
53100 Professional Services	2,320	2,356	2,356	2,356
54200 Postage	49	100	100	100
54700 Printing And Binding	0	500	500	500
55200 Operating Supplies	870	1,220	1,220	1,220
001-278-551 Totals	<u>67,057</u>	<u>73,943</u>	<u>73,943</u>	<u>73,943</u>
001-379-572 Youth Sports Teams				
58320 Sponsorships & Contributions	2,000	4,750	4,750	4,750
001-379-572 Totals	<u>2,000</u>	<u>4,750</u>	<u>4,750</u>	<u>4,750</u>
001-820-519 Non-Operating General Fund				
52500 Unemployment Compensation	26,529	50,000	50,000	50,000
53100 Professional Services	238,605	203,000	203,000	203,000
53102 Mental Health & Alcohol	7,547	15,000	15,000	15,000
53160 Bank Service Charges	57,543	92,882	95,668	98,538
53200 Accounting and Auditing	252,259	200,000	200,000	200,000
54000 Travel & Per Diem	3,186	5,000	5,000	5,000
54200 Postage	16,535	0	0	0
54400 Rentals and Leases	29,270	18,600	18,600	18,600
54700 Printing and Binding	8,187	18,000	18,000	18,000
54900 Other Current Charges & Obligations	135,522	86,494	86,753	87,019
54908 Other Current Charges & Obligations	17,966	30,000	30,000	30,000
55200 Operating Supplies	95	0	0	0
55400 Publications, Subscriptions & Membe	41,402	43,191	43,925	44,673
58200 Aids To Private Organizations	37,500	4,000	4,000	4,000
001-820-519 Totals	<u>872,146</u>	<u>766,167</u>	<u>769,946</u>	<u>773,830</u>
001-831-513 Tax Deed Applications				
54900 Other Current Charges & Obligations	6,028	22,500	22,500	22,500
001-831-513 Totals	<u>6,028</u>	<u>22,500</u>	<u>22,500</u>	<u>22,500</u>
001-972-559 CRA-Payment				
54900 Other Current Charges & Obligations	2,436,648	1,834,193	1,837,239	1,830,827
001-972-559 Totals	<u>2,436,648</u>	<u>1,834,193</u>	<u>1,837,239</u>	<u>1,830,827</u>
106-978-541 Public Works Admin Chargebacks				
54980 Reimb Of Admin Costs	-1,076,584	-850,000	-750,000	-750,000
106-978-541 Totals	<u>-1,076,584</u>	<u>-850,000</u>	<u>-750,000</u>	<u>-750,000</u>
110-508-569 Diversionsary Programs				
53400 Other Contractual Services	75,000	100,000	100,000	100,000
110-508-569 Totals	<u>75,000</u>	<u>100,000</u>	<u>100,000</u>	<u>100,000</u>
110-620-689 Juvenile Detention Payment - State				
58100 Aids To Government Agencies	1,527,926	1,500,000	1,350,000	1,377,000
110-620-689 Totals	<u>1,527,926</u>	<u>1,500,000</u>	<u>1,350,000</u>	<u>1,377,000</u>
116-800-562 Drug Abuse				
53400 Other Contractual Services	92,128	51,159	52,369	53,603
116-800-562 Totals	<u>92,128</u>	<u>51,159</u>	<u>52,369</u>	<u>53,603</u>
116-810-562 Misdemeanor Drug Court				
53400 Other Contractual Services	18,340	32,500	0	0
116-810-562 Totals	<u>18,340</u>	<u>32,500</u>	<u>0</u>	<u>0</u>

Leon County Government
Other Non-Operating - Fiscal Year 2011 Budgetary Cost Summary

Organizational Code / Account	FY 2009 Actual	FY 2010 Adopted	FY 2011 Adopted	FY 2012 Projected
125-991-595 Grant Match Funds				
54900 Other Current Charges & Obligations	0	90,000	90,000	90,000
125-991-595 Totals	<u>0</u>	<u>90,000</u>	<u>90,000</u>	<u>90,000</u>
131-529-519 800 Mhz System Maintenance				
54900 Other Current Charges & Obligations	0	383,515	543,147	547,745
131-529-519 Totals	<u>0</u>	<u>383,515</u>	<u>543,147</u>	<u>547,745</u>
140-838-572 Payment to City- Parks & Recreation				
53400 Other Contractual Services	912,917	990,515	1,032,612	1,076,498
140-838-572 Totals	<u>912,917</u>	<u>990,515</u>	<u>1,032,612</u>	<u>1,076,498</u>
164-838-535 Sewer Services Killearn Lakes Units I and II				
58100 Aids To Government Agencies	211,215	237,280	232,500	232,500
164-838-535 Totals	<u>211,215</u>	<u>237,280</u>	<u>232,500</u>	<u>232,500</u>
331-529-519 800 Mhz System Maintenance				
54900 Other Current Charges & Obligations	472,274	0	0	0
331-529-519 Totals	<u>472,274</u>	<u>0</u>	<u>0</u>	<u>0</u>
420-496-590 Amtrak				
53400 Other Contractual Services	0	23,747	22,984	22,984
420-496-590 Totals	<u>0</u>	<u>23,747</u>	<u>22,984</u>	<u>22,984</u>
Other Non-Operating Totals	<u>5,617,095</u>	<u>5,260,269</u>	<u>5,381,990</u>	<u>5,456,180</u>

Leon County Government
Risk Financing & Workers Comp - Fiscal Year 2011 Budgetary Cost Summary

Organizational Code / Account	FY 2009 Actual	FY 2010 Adopted	FY 2011 Adopted	FY 2012 Projected
501-821-596 Workers' Comp Risk Management				
54502 A D & D Law Enforcement	19,941	21,000	22,050	22,050
54503 Public Official Liability	371,723	381,000	400,050	400,050
54504 Bonds	3,677	4,500	4,725	4,725
54505 Vehicle Coverage	98,812	102,000	107,762	108,593
54506 Property Insurance	818,287	830,000	998,881	989,861
54507 Aviation Insurance	23,003	24,000	25,200	25,200
54508 VFD - G/L Property, Equipment	19,494	27,000	28,200	28,200
54509 Excess Deposit Premium	286,468	327,000	343,350	343,350
54510 Service Fee	54,300	60,000	63,000	63,000
54513 State Assessment	92,410	116,000	121,800	121,800
54514 Workers Comp Claims	769,763	1,500,000	1,500,000	1,500,000
54515 At Fault Vehicle Repair Claims	47,298	185,000	185,000	185,000
54516 General Liability Claims	51,308	175,000	175,000	175,000
54600 Repairs and Maintenance	32,542	75,000	75,000	75,000
54900 Other Current Charges & Obligations	50,000	0	0	0
501-821-596 Totals	<u>2,739,026</u>	<u>3,827,500</u>	<u>4,050,018</u>	<u>4,041,829</u>
Risk Financing & Workers Comp Totals	<u><u>2,739,026</u></u>	<u><u>3,827,500</u></u>	<u><u>4,050,018</u></u>	<u><u>4,041,829</u></u>

Leon County Government
Communications - Fiscal Year 2011 Budgetary Cost Summary

Organizational Code / Account	FY 2009 Actual	FY 2010 Adopted	FY 2011 Adopted	FY 2012 Projected
001-470-519 MIS Automation - General Fund				
54110 Com-net Communications	202,428	186,600	166,155	166,155
001-470-519 Totals	<u>202,428</u>	<u>186,600</u>	<u>166,155</u>	<u>166,155</u>
106-470-541 MIS Automation - Transportation Trust				
54110 Com-net Communications	14,801	8,500	10,316	10,316
106-470-541 Totals	<u>14,801</u>	<u>8,500</u>	<u>10,316</u>	<u>10,316</u>
110-470-602 MIS Automation - State Attorney				
54110 Com-net Communications	18,798	14,400	14,712	14,712
110-470-602 Totals	<u>18,798</u>	<u>14,400</u>	<u>14,712</u>	<u>14,712</u>
110-470-603 MIS Automation - Public Defender				
54110 Com-net Communications	19,631	15,450	15,794	15,794
110-470-603 Totals	<u>19,631</u>	<u>15,450</u>	<u>15,794</u>	<u>15,794</u>
111-470-523 MIS Automation - Probation Services				
54110 Com-net Communications	5,131	3,985	4,068	4,068
111-470-523 Totals	<u>5,131</u>	<u>3,985</u>	<u>4,068</u>	<u>4,068</u>
120-470-524 MIS Automation - Building Inspection				
54110 Com-net Communications	3,147	2,065	2,173	2,173
120-470-524 Totals	<u>3,147</u>	<u>2,065</u>	<u>2,173</u>	<u>2,173</u>
121-470-537 MIS Automation - Growth Management				
54110 Com-net Communications	17,403	10,200	7,849	7,849
121-470-537 Totals	<u>17,403</u>	<u>10,200</u>	<u>7,849</u>	<u>7,849</u>
122-470-562 MIS Automation - Mosquito Control				
54110 Com-net Communications	0	0	551	551
122-470-562 Totals	<u>0</u>	<u>0</u>	<u>551</u>	<u>551</u>
123-470-538 MIS Automation - Stormwater				
54110 Com-net Communications	0	0	626	626
123-470-538 Totals	<u>0</u>	<u>0</u>	<u>626</u>	<u>626</u>
135-470-526 MIS Automation - EMS Fund				
54110 Com-net Communications	9,812	9,500	11,512	11,512
135-470-526 Totals	<u>9,812</u>	<u>9,500</u>	<u>11,512</u>	<u>11,512</u>
140-470-520 MIS Automation - Animal Control				
54110 Com-net Communications	0	0	1,541	1,541
140-470-520 Totals	<u>0</u>	<u>0</u>	<u>1,541</u>	<u>1,541</u>
140-470-562 MIS Automation - General Fund				
54110 Com-net Communications	1,944	1,510	0	0
140-470-562 Totals	<u>1,944</u>	<u>1,510</u>	<u>0</u>	<u>0</u>
140-470-572 MIS Automation - Parks and Recreation				
54110 Com-net Communications	1,972	1,530	1,565	1,565
140-470-572 Totals	<u>1,972</u>	<u>1,530</u>	<u>1,565</u>	<u>1,565</u>
160-470-552 MIS Automation - Tourist Development				
54110 Com-net Communications	10,638	10,200	10,255	10,255
160-470-552 Totals	<u>10,638</u>	<u>10,200</u>	<u>10,255</u>	<u>10,255</u>

**Leon County Government
Communications - Fiscal Year 2011 Budgetary Cost Summary**

Organizational Code / Account	FY 2009 Actual	FY 2010 Adopted	FY 2011 Adopted	FY 2012 Projected
401-470-534 MIS Automation - Solid Waste Fund				
54110 Com-net Communications	15,493	16,755	16,821	16,821
401-470-534 Totals	<u>15,493</u>	<u>16,755</u>	<u>16,821</u>	<u>16,821</u>
502-900-590 Communications Trust				
54100 Communications	247,882	237,785	130,100	130,100
54110 Com-net Communications	442,281	388,910	225,000	225,000
502-900-590 Totals	<u>690,163</u>	<u>626,695</u>	<u>355,100</u>	<u>355,100</u>
502-900-713 Communications Trust				
54101 Communication - Phone System	0	0	47,255	47,255
54110 Com-net Communications	66,829	0	40,500	40,500
502-900-713 Totals	<u>66,829</u>	<u>0</u>	<u>87,755</u>	<u>87,755</u>
505-470-519 MIS Automation - Motor Pool Fund				
54110 Com-net Communications	0	615	626	626
505-470-519 Totals	<u>0</u>	<u>615</u>	<u>626</u>	<u>626</u>
Communications Totals	<u>1,078,190</u>	<u>908,005</u>	<u>707,419</u>	<u>707,419</u>